EDITION
2023
/2024

CATALOGUE



Discover our solutions at **legrand.com.au**

legrand®

legrand®

MCBs, RCCBs and RCBOs



P. 3
RX³ and TX³

P. 5
Main Switches

Modular Control Devices & Energy Managment

P. 31
Contactors with handle

P. 32
Contactors without handle

Distribution Boards and Enclosures

P. 68
Plexo³ IP65 Enclosures

P. 69
Consumer Units

Industrial Equipment and Accessories

P. 83
Industrial Plugs and Sockets IP66/67, IP44/55

P. 90
Industrial Boxes

Switches and Powerpoint Series

P. 123
Living Now

P. 135
Arteor

Switches and Powerpoint Series

P. 219
Standard

P. 223
Aqua Weatherproof

General Wiring Accessories & Mobile Products

P. 255
Clips and Brackets

P. 255
Wall Boxes

Home Automation and Door Entry

P. 267
Living Now with Netatmo

P. 275
Arteor with Netatmo

Ventilation

P. 304
Bathroom Heaters

P. 305
Exhaust Fans

Lighting and Sensors

P. 319
Indoor Lighting

P. 321
Outdoor Lighting

Emergency Lighting and Testing Systems

P. 336
GALAXY Connected Emergency Lighting System®

P. 336
Test Switch

Commercial Lighting

P. 362
Indoor Luminaires

P. 363
Industrial Luminaires

Data Communication and Cable Management



P. 371
Floor Boxes and Pop-up Boxes

P. 373
LCS³ Copper

P. 6 TX³ RCCBs

P. 7 RCBOs

P. 8 Surface Mount Equipment

P. 10 Power Protection Devices

P. 12 Accessories

P. 33 Analogue time switches

P. 35 Digital timers

P. 39 Bluetooth timers

P. 40 CX³ & EMDX³ with netatmo

P. 43 Electric Vehicle Charging

P. 69 Load Centres

P. 69 Multimedia Enclosure

P. 75 IP42 Distribution Boards

P.93 Cable Ducting

P. 95 Terminal Blocks

P. 103 Ferrules and Crimping Tools

P.105 Marking Systems

P. 167 Excel Life

P. 195 Excel

P. 204 Mechanisms

P. 211 Como

P. 224 Light Sensitive Switches

P. 224 Soliroc Weatherproof

P. 256 Mounting Blocks

P. 256 Junction Boxes

P. 259 Plug Tops and Bases

P. 260 Powerboards and Extension Leads

P. 282 Excel Life Smart

P. 285 MyHOME® Automation

P. 294 Door Entry System

P. 295 Home room Automation

P. 300 Door Entry

P. 308 Ceiling Fans

P. 323 Light Bulbs & Light Tubes

P. 328 Sensors

P. 328 Smoke Alarms

P. 337 Emergency Exit Signs

P. 345 LED Satellites

P. 348 Emergency Luminaires

P. 365 Outdoor Luminaires

P. 366 Lighting Management

P. 382 LCS³ Fibre

P. 389 LCS³ Energy Distribution

P. 392 LCS³ Server Cabinets

legrand

MCBs, RCCBs, RCBOs & DIN-RAIL EQUIPMENT

MCBs

P. 3
Single Pole
RX3 MCBs
≤ 63A 6kA

Main Switches

P. 5
Single Pole
Isolating Switches
63A & 100A

RCCBs

P. 6
2 Pole
TX³ RCCBs ≤ 80A
A type prong
and fork type busbar

RCBOs

P. 7
DX³ Single Module
RCBOs with neutral
tail ≤ 32A
1P+N 6kA

Surface Mount Equipment

P. 8
DIN-rail
Mount Powerpoints

Power Protection Devices

P. 10
Arc default detection
devices (AFDD)

Accessories



P. 12
Supply Busbars

FEATURED PRODUCTS

DX³ Single Module RCBOs with neutral tail A type ≤32A 1P+N 6kA
(p. 7)

DX³ RCBOs A type ≤ 63A 4 Pole 6kA
(p. 7)

P. 3
Single Pole
TX³ MCBs ≤ 63A
6kA prong and fork
type busbar

P. 3
2 Pole
TX³ MCBs ≤ 63A
6kA prong and fork
type busbar

P. 3
3 Pole
TX³ MCBs ≤ 63A
6kA prong and fork
type busbar

P. 4
Single, 2, 3 and 4 Pole
DX³ MCBs ≤ 63A
6kA prong and fork
type busbar

P.5
2 Pole
Isolating Switches
63A to 125A

P. 5
3 Pole
Isolating Switches
63A to 125A

P. 6
4 Pole
TX³ RCCBs ≤ 80A
A type prong
and fork type busbar

P. 7
DX³ Single Module
RCBOs with neutral
tail A type ≤ 32A
1P 10kA

P. 7
DX³ 4-Pole RCBOs
A type ≤ 63A
2P & 4P 6kA

P. 8
Plug-in MCBs

P. 8
Surface Mount
Main Switches

P. 10
Surge protection
devices

P. 12
Adaptors

Arc default detection devices (AFDD)

(p. 10)



Supply Busbars

(p. 12)

MCBs RX³ 6000

Thermal magnetic circuit breakers from 6A to 63A - C curve

4 1983 7

Conforms to AS/NZS 60898-1
Breaking capacity:
6000 AS/NZS 60898-1 230/400v

Pack	Cat.No.	Single Pole 230/400v ∿	
		Single pole 230/400 V∿	
	C curve	Nominal rating In (A)	Number of modules
12	4 1983 7	6	1
12	4 1983 8	10	1
12	4 1984 0	16	1
12	4 1984 1	20	1
12	4 1984 2	25	1
12	4 1984 3	32	1
12	4 1984 4	40	1
12	4 1984 5	50	1
12	4 1984 6	63	1

MCBs TX³ 6000

Thermal magnetic MCBs from 2 A to 63 A - C curve

4 034 34

4 035 32

4 035 51



Conform to AS/NZS 60898-1
Compatible with prong-type and fork type supply busbars
Equipped with special DIN rail clamp allowing independent MCB removal with supply busbar in place
Breaking capacity:
6000 - AS/NZS 60898-1 - 230/400 V∿
6 kA - AS/NZS 60947-2 - 230/400 V∿
Can be equipped with DX³ signalling and remote tripping auxiliaries and motorised controls
Can be equipped with DX³ auxiliaries and accessories

Pack	Cat.Nos	Single pole 230/400 V∿	
	C curve	Nominal rating In (A)	Number of modules
10	4 034 30	6	1
10	4 034 32	10	1
10	4 034 33	13	1
10	4 034 34	16	1
10	4 034 35	20	1
10	4 034 36	25	1
10	4 034 37	32	1
10	4 034 38	40	1
10	4 034 39	50	1
10	4 034 40	63	1

		2-pole 230/400 V∿	
	C curve	Nominal rating In (A)	Number of modules
5	4 035 21	2	2
5	4 035 24	6	2
5	4 035 26	10	2
5	4 035 27	13	2
5	4 035 28	16	2
5	4 035 29	20	2
5	4 035 30	25	2
5	4 035 31	32	2
5	4 035 32	40	2
5	4 035 33	50	2
5	4 035 34	63	2

		3-pole 400 V∿	
	C curve	Nominal rating In (A)	Number of modules
1	4 035 38	2	3
1	4 035 41	6	3
1	4 035 43	10	3
1	4 035 44	13	3
1	4 035 45	16	3
1	4 035 46	20	3
1	4 035 47	25	3
1	4 035 48	32	3
1	4 035 49	40	3
1	4 035 50	50	3
1	4 035 51	63	3

Whilst most items are stock lines some products are made to order.

MCBs DX³ 6000

Thermal magnetic circuit breakers from 1A to 63A - D curve

4 0797 1 4 0803 2 4 0809 0

Conform to AS/NZS 60898-1
Breaking capacity
6000 - AS/NZS 60898-1 - 400 V∿
10 kA - AS/NZS 60947-2 - 400 V∿
Can be equipped with DX³ auxiliaries and accessories

Pack	Cat.No.	MCBs DX³ 6000 - 10 kA - D curve	
		Single pole 230/400 V∿	
	D curve	Nominal rating In (A)	Number of modules
1	4 079 67	6	1
1	4 079 69	10	1
1	4 079 71	16	1
1	4 079 72	20	1
1	4 079 73	25	1
1	4 079 74	32	1
1	4 079 75	40	1
1	4 079 76	50	1
1	4 079 77	63	1
		2-pole 230/400 V∿	
1	4 080 27	6	2
1	4 080 29	10	2
1	4 080 31	16	2
1	4 080 32	20	2
1	4 080 33	25	2
1	4 080 34	32	2
1	4 080 35	40	2
1	4 080 36	50	2
1	4 080 37	63	2
		3-pole 400 V∿	
1	4 080 85	6	3
1	4 080 87	10	3
1	4 080 89	16	3
1	4 080 90	20	3
1	4 080 91	25	3
1	4 080 92	32	3
1	4 080 93	40	3
1	4 080 94	50	3
1	4 080 95	63	3
		4-pole 400 V∿	
1	4 081 43	6	4
1	4 081 45	10	4
1	4 081 47	16	4
1	4 081 48	20	4
1	4 081 49	25	4
1	4 081 50	32	4
1	4 081 51	40	4
1	4 081 52	50	4
1	4 081 53	63	4

Changeover and isolating switches

4 129 00

406412

Changeover switches

Conform to IEC 60669-1
Nominal rating 32 A
Compatible with fluorescent lamps (20 AX)

Two-way - 250 V∿

Pack	Cat. Nos	Connection	Number of modules
10	4 129 00		1

Two way with centre point - 250 V∿

Pack	Cat. Nos	Connection	Number of modules
10	4 129 02		1

Double two way with centre point - 250 V∿

Pack	Cat. Nos	Connection	Number of modules
5	4 129 03	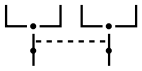	2

Isolating switches

1P - 250V a.c.

Pack	Cat. Nos	Nominal rating In (A)	Number of modules
10	406412	63	1
10	406423	100	1

2P - 400V a.c.

Pack	Cat. Nos	Nominal rating In (A)	Number of modules
5	406441	63	2
5	406449	100	2
5	406450	125	2
10	406432	20	1

3P - 400V a.c.

Pack	Cat. Nos	Nominal rating In (A)	Number of modules
1	406461	63	3
1	406469	100	3
1	406470	125	3

Add-on modules DX³

For 1.5 module/pole DX³ MCBs

4 105 76

4 106 36

Conform to AS/NZS 61009-1
• Hpi type Hpi: detect faults with AC and DC components, increased immunity to false tripping
For mounting on the right-hand side of 1.5 module per pole DX³ MCBs

2-pole - 230 V∿

Hpi Type Hpi

Pack	Cat. Nos	Sensitivity (mA)	Nominal rating In (A)	Number of modules
1	4 105 76	30	63	2

3-pole - 400 V∿

Hpi Type Hpi

Pack	Cat. Nos	Sensitivity (mA)	Nominal rating In (A)	Number of modules
1	4 106 05	30	63	3
1	4 106 08	300	63	3

4-pole - 400 V∿

Hpi Type Hpi

Pack	Cat. Nos	Sensitivity (mA)	Nominal rating In (A)	Number of modules
1	4 106 36	30	63	3
1	4 106 40	300	63	3

Whilst most items are stock lines some products are made to order.

RCCBs TX³

Residual current circuit breakers from 16 A to 80 A

4 115 10

4 117 09



Conform to AS/NZS 61008-1
Compatible with prong-type and fork type supply busbars
• A type ⩘: detect AC and DC component faults

Pack	Cat.Nos	2-pole - 230 V∿		
		A type ⩘		
		Sensitivity (mA)	Nominal rating In (A)	Number of modules
1	4 115 52	10	16	2
1	4 115 59	30	25	2
1	4 115 60	30	40	2
1	4 115 61	30	63	2
1	4 115 62	30	80	2
1	4 115 64	100	25	2
1	4 115 65	100	40	2
1	4 115 66	100	63	2
1	4 115 67	100	80	2
1	4 115 74	300	25	2
1	4 115 75	300	40	2
1	4 115 76	300	63	2
1	4 115 77	300	80	2
1	4 020 36	30	25	2
1	4 020 37	30	40	2
1	4 020 38	30	63	2

		4-pole 400 V∿		
		Neutral on right-hand side		
		A type ⩘		
		Sensitivity (mA)	Nominal rating In (A)	Number of modules
1	4 117 64	30	25	2
1	4 117 65	30	40	2
1	4 117 66	30	63	2
1	4 117 67	30	80	2
1	4 117 74	100	25	2
1	4 117 75	100	40	2
1	4 117 76	100	63	2
1	4 117 77	100	80	2
1	4 117 84	300	25	2
1	4 117 85	300	40	2
1	4 117 86	300	63	2
1	4 117 87	300	80	2

RCCBs RX³ & DX³

Residual current devices 16 A to 80 A

4 115 25

4 117 05

4 020 36

Conform to IEC 61008-1
• AC type ⩘: detect AC and component faults
• A type ⩘: detect AC and DC component faults
Compatible with prong-type and fork supply busbars
Do not accept auxiliaries

Pack	Cat.No.	DX³ 2 Pole - 230 V∿	
		A Type ⩘ **30 mA**	
		Nominal rating In (A)	Number of modules
1	4 115 54	25	2
1	4 115 55	40	2
1	4 115 56	63	2
1	4 115 57	80	2
		A Type ⩘ **300 mA**	
1	4 115 70	40	2
1	4 115 71	53	2

		DX³ 4 Pole - 400 V∿ - neutral on	
		A Type ⩘ **30 mA**	
		Nominal rating In (A)	Number of modules
1	4 117 59	25	4
1	4 117 60	40	4
1	4 117 61	63	4
1	4 117 62	80	4
1	4 020 74	30	4
1	4 020 75	30	4
1	4 020 76	30	4
		A Type ⩘ **300 mA**	
1	4 117 80	40	4

		RX³ 2 Pole RCCB	
		A Type ⩘ **30 mA**	
		Nominal rating In (A)	Number of modules
1	4 020 36	25	2
1	4 020 37	40	2
1	4 020 38	63	2

RCBOs

Residual current circuit breakers from 6 A to 63 A

4 188 94

4 111 32

4 110 02

4 112 41

Conform to IEC 61009-1 and BS/NZS 61009-1
Compatible with both prong-type and fork type supply busbars
Voltage dependent tripping
Breaking capacity:
10000 - IEC 61009-1
• A type ⩘: detect AC and DC component faults
Solid neutral (not switched)
Functional earth (FE) cable ensuring RCD protection in case of neutral interruption
Downstream connection top side
Can be equipped with DX³ signalling and remote tripping auxiliaries and motorised controls

Conform to AS/NZS 61009-1
Compatible with prong and fork-type supply busbars
Compatible with distribution boards (chassis)
Breaking capacity: 6kA
6000
• A type ⩘: detect AC and DC component faults
900mm neutral tail long (black)

Pack	Cat.Nos	**1P+N with neutral tail - 230V∿**	
		Neutral on left-hand side	
		A type ⩘ 30mA	
		Nominal rating In (A)	Number of modules
1	4 188 91	6	1
1	4 188 92	10	1
1	4 188 93	16	1
1	4 188 94	20	1
1	4 188 95	25	1
1	4 188 96	32	1

Conform to AS/NZS 61009-1
Compatible with prong-type supply busbars
Breaking capacity:
6000
• A type ⩘: detect AC and DC component faults
Can be equipped with DX³ auxiliaries and accessories

Pack	Cat.Nos	**Single pole + neutral - 230 V∿**	
		Neutral on left-hand side	
		A Type ⩘ 10 mA	
	C curve	Nominal rating In (A)	Number of modules
1	4 111 21	6	1
1	4 111 22	10	1
1	4 111 24	16	1
1	4 111 25	20	1
1	4 111 26	25	1
1	4 111 27	32	1
		A Type ⩘ 30 mA	
1	4 111 28	6	1
1	4 111 29	10	1
1	4 111 31	16	1
1	4 111 32	20	1
1	4 111 33	25	1
1	4 111 34	32	1

Conform to AS/NZS 61009-1
Breaking capacity:
6000 - AS/NZS 61009-1 - 10 kA / AS/NZS 60947-2 for single pole + neutral,
2 and 4-pole
• A type ⩘: detect AC and DC component faults
Can be equipped with DX³ auxiliaries and accessories

Pack	Cat.Nos	**Single pole + neutral - 230 V∿**	
		Neutral on right-hand side	
		A Type ⩘ 30 mA	
	C curve	Nominal rating In (A)	Number of modules
1	4 110 47	6	2
1	4 110 48	10	2
1	4 110 50	16	2
1	4 110 51	20	2
1	4 110 52	25	2
1	4 110 53	32	2
1	4 110 54	40	2

		4-pole - 400 - 230 V∿	
		A Type ⩘ 30 mA	
	C curve	Nominal rating In (A)	Number of modules
1	4 112 33	10	4
1	4 112 34	16	4
1	4 112 35	20	4
1	4 112 36	25	4
1	4 112 37	32	4

Whilst most items are stock lines some products are made to order.

Plug-in MCBs and main switches for surface mounting

DIN powerpoints, plug-in MCBs and main switches

787DIN

DMCB16

DMCB32

F380

B135

Powerpoint : Plate size: 67 x 44mm
Plug in MCB : designed to replace re-wireable fuse wedges in porcelain fuse bases
Do not require any tools to be reset
To fit a fuse holder 50x 13mm
New design top and bottom wings to help remove the widge out of the fuse holder 3kA
Main switches : Switch-disconnector: suitable for isolation, making and breaking current
Heavy duty, double break silver contacts
Tunnel-type terminals accept up to 25mm^2 conductors.
Line and load side terminals screws can be sealed off as per distributor requirements.
Provision for insertion of (Ø5mm max) padlock for lockable means of isolation.

Pack	Cat.Nos	**Powerpoints**
		Standard Range Powerpoints 240V a.c.
10	787DIN	Single socket DIN mount 10A 240V a.c. white
10	787DIN15	Single socket DIN mount 15A 240V a.c. white
		Plug in MCB 240V a.c..
5	DMCB6	1 pole 6A suitable for lighting circuits
5	DMCB10	1 pole 10A suitable for lighting circuits
5	DMCB16	1 pole 16A suitable for power circuits
5	DMCB20	1 pole 20A suitable for power and hot water circuits
5	DMCB25	1 Pole 25A suitable for power and hot water circuits
5	DMCB32	1 pole 32A suitable for cookers, ovens and stove circuits
5	DMCBBASE	Mini circuit breaker base suitable for all HPM mini circuit breakers
		Main Switches - front wired
10	F180	Surface mount 1 pole 80A front entry 230VAC
10	F280	Surface mount 2 pole 80A front entry 415VAC
10	F380	Surface mount 3 pole 80A front entry 415VAC
		Main Switches - back wired
		Single Pole 240V a.c.
10	B135	Surface mount 1 pole 35A back entry 230VAC
10	B180	Surface mount 1 pole 80A back entry 230VAC
10	B280	Surface mount 2 pole 80A back entry 415VAC
10	B380	Surface mount 3 pole 80A back entry 415VAC

Distribution terminal blocks

0 048 03

0 048 22

0 048 15

0 048 32

Pack	Cat.Nos		Distribution terminal blocks	
			Conform to standard IEC 60998-2-1 Supplied ready for use (screws not tightened) 100 A max. - 400 V± with 25 mm² input 80 A max. - 400 V± with 16 mm² input	
			Screw terminal blocks	
			Fit with Ø M4 screws	
			Number of connections (mm²)	Length (mm)
10	0 048 01		1 x 6 to 25 + 4 x 1.5 to 16	45
10	0 048 03		1 x 6 to 25 + 8 x 1.5 to 16	73
10	0 048 05		1 x 6 to 25 + 14 x 1.5 to 16	122
10	0 048 06		1 x 6 to 25 + 19 x 1.5 to 16	157
10	0 048 07		1 x 6 to 25 + 25 x 1.5 to 16	192
			Terminal blocks on support	
			Mounting on 4 or 1 rail with universal support Cat. No 0 048 11, or on 12 x 2 flat bar Supplied with Duplix markers	
10	0 048 20[1]		4 x 1.5 to 16	47
10	0 048 22[1]		8 x 1.5 to 16	75
10	0 048 24[1]		1 x 6 to 25 + 12 x 1.5 to 16	113
10	0 048 25[1]		1 x 6 to 25 + 16 x 1.5 to 16	141
10	0 048 26[1]		1 x 6 to 25 + 21 x 1.5 to 16	176
10	0 048 28[1]		1 x 6 to 25 + 33 x 1.5 to 16	276
			IP 2X terminal blocks	
			Mounting on 4 or 1 rail with universal support Cat. No 0 048 11, or on 12 x 2 flat bar	
	Phase (black)	Neutral (blue)		
10	0 048 16	0 048 15	1 x 10 to 35 + 5 x 6 to 25	62
10	0 048 50	0 048 40	4 x 1.5 to 16	47
10	0 048 52	0 048 42	8 x 1.5 to 16	75
10	0 048 54	0 048 44	1 x 6 to 25 + 12 x 1.5 to 16	113
10		0 048 45	1 x 6 to 25 + 16 x 1.5 to 16	141
10		0 048 46	1 x 6 to 25 + 21 x 1.5 to 16	176
10		0 048 48	2 x 6 to 25 + 33 x 1.5 to 16	276
	Earth (green)			
10	0 048 30		4 x 1.5 to 16	47
10	0 048 32		8 x 1.5 to 16	75
10	0 048 34		1 x 6 to 25 + 12 x 1.5 to 16	113
10	0 048 35		1 x 6 to 25 + 16 x 1.5 to 16	141
10	0 048 36		1 x 6 to 25 + 21 x 1.5 to 16	176
10	0 048 38		2 x 6 to 25 + 33 x 1.5 to 16	276
			Supports for terminal blocks	
1	0 048 10		Distribution block support for connecting up to 4 IP 2X terminal block of the same size to create a distribution block	
5	0 048 11		Universal support for mounting an terminal blocks on ⊔ or ⊏⊐ rail	
5	0 048 17		35-holes empty support, for screw terminal blocks Length: 276 mm	
			Flat bar 12 x 2	
10	0 048 19		Length: 1 meter	

1: Each terminal block is supplied with:
- 2 green Duplix marked ⏚ - 2 blue Duplix marked N
- 2 red Duplix marked L

Mounting of terminal blocks on support

On 12 x 2 flat bar

On support for terminal blocks Cat.No 0 048 17

Enables you to make exactly the right number of connections

• Example:



Universal support Cat.No 0 048 11

Mounted on ⊔ or ⊏⊐ rail, takes all terminal blocks



On distribution block support Cat.No 0 048 10

Possibility of forming a 2P, 3P or 4P distribution block by associating IP 2X terminal blocks



Whilst most items are stock lines some products are made to order.

DX³ Stop Arc - bottom side supply

Arc fault detection devices from 6 to 20 A

STOP ARC

4 159 31

4 159 67



Conform to IEC/EN 62606
Can be equipped with DX³ signalling and remote tripping auxiliaries
Specific use: fire prevention by arc detection

Pack	Cat. Nos	**Arc fault detection circuit breakers**	
		Breaking capacity: 6000 - EN/IEC 60898 - 230/240 VA Compatible with prong-type supply busbars **Single pole + neutral 230 V∿** Neutral on right-hand side	
	C curve	Nominal rating In (A)	Number of modules
1	4 159 28	6	2
1	4 159 29	10	2
1	4 159 31	16	2
1	4 159 32	20	2
		Arc fault detection residual current circuit breakers	
		Breaking capacity: 10000 - IEC 61009-1 - 230/240 V∿ Compatible with both prong-type and fork type supply busbars **Single pole + neutral 230 V∿** **A Type 30 mA** Neutral on right-hand side	
	C curve	Nominal rating In (A)	Number of modules
1	4 159 64	6	3
1	4 159 65	10	3
1	4 159 67	16	3
1	4 159 68	20	3

Class I + II (T1+T2) low voltage SPDs

4 122 75

Technical characteristics **p. 27**

Protection against transient overvoltages for 230/400 V∿ power networks (50/60 Hz). SPDs compliant with EN/IEC 61643-11 standards
Recommended for main distribution boards
Class I+II (T1+T2) : SPDs tested and specified according to both T1 and T2 test classes

Packs	Cat.Nos	**SPDs for general protection of main distribution board**				
		SPDs with plug-in modules and status indicators: - Green: SPD operational - Orange: plug-in modules to be replaced Earthing systems: TT, TNC, TNS **T1+T2 - Iimp 12,5 kA/pole** For general protection of big installations and protection of small installations with external lightning protection (LPS). Up: 1.5 kV - Imax: 60 kA/pole - Uc: 320 V∿ Recommended MCB: DX³ 63 A - C curve				
		Number of poles	Neutral position	Itotal (10/350)	Remote status monitoring (FS contact)	Number of modules
1	4 122 70	1P	-	12.5 kA	No	1
1	4 122 74[1]	1P+N	Left	25 kA	Yes	2
1	4 122 72	3P	-	37.5 kA	Yes	3
1	4 122 75[1]	3P+N	Left	50 kA	Yes	4
		Replacement plug-in modules				
1	4 123 03	For SPDs T1+T2 - 12.5 kA Cat.Nos 4 122 70/71/72/73/74/75/76/77				

1: 1P+N and 3P+N: L-N and N-PE protection modes (common and differential modes), the N pole being protected by encapsulated spark gaps. Also called 1+1 and 3+1

Red catalogue number: new product

Class II low voltage SPDs

4 122 30

4 123 03

4 122 84

4 123 01

Protection against transient overvoltages for 230/400 V∿ power networks (50/60 Hz). SPDs compliant with AS/NZS 61643-11 standards
Recommended for distribution boards

Pack	Cat.Nos	T2 SPDs for protection of a sub-distribution board			
		T2 - Imax 40 kA/pole - 440V∿ (IT) SPDs recommended for big installations Up: 2.1 kV - In: 20 kA/pole - Uc: 440 V± Earthing systems : TT, TNC, TNS, IT Recommended MCB: DX³ 25 A - C curve			
1	4 122 30	1P	-	No	1
1	4 122 32	3P	-	Yes	3
1	4 122 33	4P	-	Yes	4
		T2 - Imax 20 kA/pole SPDs recommended for small installations Up: 1.2 kV - In: 5 kA/pole - Uc: 320 V∿ Earthing systems : TT, TNC, TNS Recommended MCB: DX³ 20 A - C curve			
1	4 122 20	1P	-	No	1
1	4 122 24[1]	1P+N	Left	No	2
1	4 122 25[1]	3P+N	Left	No	4
		Replacement plug-in modules			
1	4 123 01	For SPDs T2 - 440 V Cat.Nos 4 122 30/32/33			
1	4 122 97	For SPDs T2 - 20 kA Cat.Nos 4 122 20/21/23/24/25/26/27/60/61/62/63			
1	4 122 98	N-PE module for SPDs T2 - 20 kA Cat.Nos 4 122 24/25/26/27			

1: 1P+N and 3P+N: L-N and N-PE protection modes (common and differential modes), the N pole being protected by encapsulated spark gaps. Also called 1+1 and 3+1

Whilst most items are stock lines some products are made to order.

Supply busbars

"Standard" distribution



4 049 26

4 049 42

4 049 38



4 049 44

4 049 14

4 049 05

Prong-type supply busbars

Pack	Cat Nos.	Length	Max. number of devices connected
		Universal single pole + neutral Reversible: blue for neutral, black for live	
20	4 049 26	1 row	13
20	4 049 28	1 row	18
10	4 049 37	Meter	57
		Single pole for auxiliary	
10	4 049 33	Meter	37
		Double pole	
50	4 049 381	1 row	6
10	4 049 39	Meter	28
		Double pole balanced on 3 phases	
3	4 049 401	1 row	6
10	4 049 41	Meter	28
		Three pole	
40	4 049 421	1 row	4
10	4 049 43	Meter	19
		Three pole for auxiliary	
10	4 049 34	Meter	16
		Four pole	
30	4 049 44	1 row	3
10	4 049 45	Meter	14

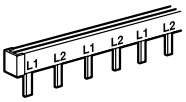

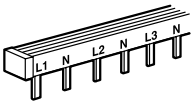

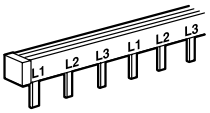

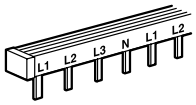

Fork-type supply busbars

Pack	Cat Nos.	Length	Max. number of devices connected
		Single pole	
20	4 049 11	1 row	12
10	4 049 12	Meter	57
		Single pole for auxiliary	
10	4 049 09	Meter	37
		Double pole	
5	4 049 13	1 row	6
10	4 049 14	Meter	28
		Double pole balanced on 3 phases	
3	4 049 15	1 row	6
10	4 049 16	Meter	28
		Three pole	
5	4 049 17	1 row	4
10	4 049 18	Meter	19
		Three pole for auxiliary	
10	4 049 10	Meter	16
		Four pole	
3	4 049 19	1 row	3
10	4 049 20	Meter	14

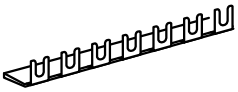

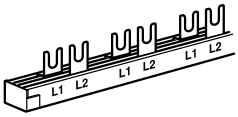

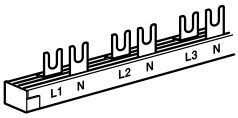

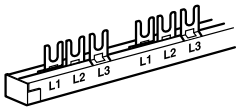

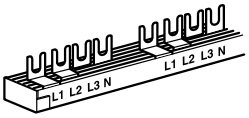

Protection

Pack	Cat Nos.	
		Protection of prongs
20	4 049 88	12 modules Can be cut to length
		Protection of supply busbar ends
40	4 049 89	For single pole/single pole + neutral
20	4 049 90	For double pole length 1 m and triple pole
20	4 049 91	For four-pole
20	4 049 93	For single pole supply busbars
20	4 049 95	For three-pole supply busbars

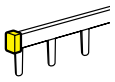

Entry terminals

Pack	Cat Nos.	
20	4 049 05	For universal single pole + neutral or single pole supply busbars Cross section: 4 to 25 mm² - IP 2X
20	4 049 06	For all supply busbars Cross section: 6 to 35 mm²
20	4 049 04	For fork-type supply busbars Cross section: 4 to 25 mm² - IP 2X

1: Filled with end protection

Modular devices labels

Pack	Cat Nos.	
450	HMCBL	Label for MCBs, RCCBs and RCBOs

PLUG-IN MCB

A circuit breaker is simply a high tech fuse. It cuts off the power if a circuit is overloaded (too many electrical appliances being used), or short circuited (a faulty appliance). Plug in circuit breakers are more reliable and have a faster response time then standard rewireable fuses. Once installed, they do not require any tools to be reset, simply switch back on once the fault has been fixed.

SIMPLY:

Switch main power OFF

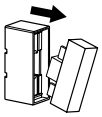

Remove existing rewireable fuse plug

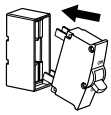

Plug in the HPM Circuit Breaker

Turn on the mains and the circuit breaker

MODULAR DEVICES

DX³: ADVANCED PROTECTION



Packed with innovative functions and technical features, the DX³ range meets the needs of the most demanding residential, commercial and industrial installations in terms of safety, performance and selectivity.

Comprising MCBs, RCBOs, RCCBs and add-on modules, the DX³ range ensures the safety of people and property as well as maximum continuity of service.

TX³: EFFECTIVE PROTECTION



Designed to meet the requirements of current sites in the residential and commercial sectors, Legrand's TX³ range effectively protects people (against risk of electrocution) and property (against short-circuits, overloads and residual current faults).

Comprises thermal-magnetic circuit breakers and RCCBs, compatible with DX³ control and signalling auxiliaries

RX³: ESSENTIAL PROTECTION

The new RX3 range of RCCBs and MCBs provides a response to the essential requirements on residential or small business sites, protecting against short-circuits, overloads and residual current faults. The breadth of the range covers the essential requirements of sites: 2 curves, 1 breaking capacity and residual current protection.

NEW SINGLE POLE RCBO 1P+N

4 188 94

Safety is Legrand's greatest priority in building infrastructures and electrical solutions. Give your space the protection it deserves against short circuits and overloads with Legrand's new Residual Current Circuit Breaker with Overload (RCBO) and control indicators. Compatible with Legrand's Fork and Prong busbars.

FEATURES AND BENEFITS:

- FAST INSTALLATION
- 6A-32A RATINGS
- 30mA SENSITIVITY
- 6kA BREAKING CAPACITY
- 90mm COMPACT SIZE
- TYPE A
- FLEXIBLE NEUTRAL TAIL

HLC12S

TRUSTED PROTECTION FOR MODERN ELECTRICAL INSTALLATIONS

Legrand's DX³ range of modular circuit breakers offer leading-edge technical features for all industrial applications. Designed to meet compliance, safety and efficiency requirements.

4-POLE RCBO

FEATURES & BENEFITS

- Compact 4-pole module RCBO (MCB & RCD combined)
- Easy maintenance with 2 DIN-Clips
- Simplified wiring to save space
- 30mA sensitivity - from 10A to 32A
- Type A
- Left or right neutral connection

4 112 36 - 4P RCBO

TX³ range (MCBs & RCCBs)

Independent unclipping

Preparation - connection

An MCB/RCCB may be replaced in the middle of a row supplied with busbars without disconnecting the other products.

1. Unscrew the terminals completely

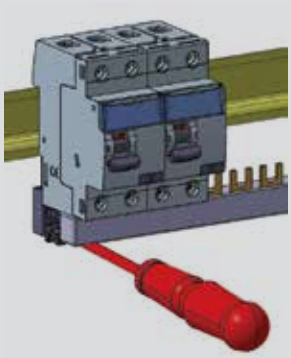

2. Put the clamp in the unlocking position with a screwdriver

3. Pull the device upward

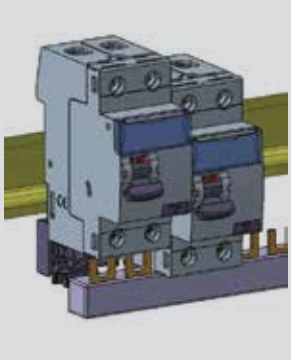

4. Pull the device downward in order to release it completely from the prongs of the busbar. Then pull the device forward

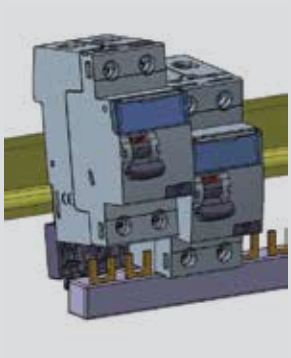

Connection

- Terminals protected against direct finger contact (IP20), wired device
- Cage terminals, with disengageable or captive screws
- Terminals fitted with flaps preventing a cable being placed under the terminal, with the terminal partly open or closed
- Alignment and spacing of the terminals permitting connection with the other products in the range via fork supply busbars

Supply busbar

Technical characteristics - supply busbar

	Busbars types	Max number of devices connected	Length in number of 17.5mm modules	Cross section (mm²)	Permissible current: 1 central power supply point	Permissible current: 2 power supply point
Single pole or Single pole + neutral	1 row	13	13	16	80	100
	Meter	57	57			
Double pole	1 row	6	12	10	63	90
	Meter	28	56	16	80	100
Double pole balanced on 3 phases	1 row	6	12	10	63	90
	Meter	28	56	16	80	100
Triple pole	1 row	4	12	10	63	90
	Meter	19	57	16	80	100
Four pole	1 row	3	12	10	63	90
	Meter	14	56	16	80	100

TX³ MCB 6kA up to 63A

4 034 34

4 035 49

Range

Polarity:

1P / 2P / 3P

Width:

1 module per pole. Each pole is 17.8mm

Rated currents, In:

6 / 10 / 16 / 20 / 25 / 32 / 40 / 50 / 63A

Magnetic tripping curves:

C Curve (between 5 and 10 In)

Limitation class: 3

Overall dimensions TX³ 6kA

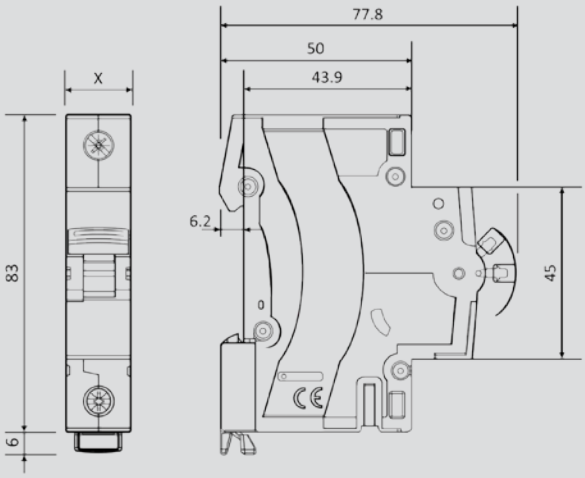

	X
1P	17.7mm
2P	35.4mm
3P	53.1mm

Preparation - connection

Terminal depth:

14mm

Stripping length recommended:

11mm

Screw head:

Mixed, slotted and Pozidriv 2.

Connectable section: **6kA**

		Cables	
		Without ferrule	With ferrule
In≤25A	**Rigid cable**	1 x 1.5mm² to 25mm²	-
	Flexible cable	1 x 1.5mm² to 16mm²	1 x 1.5mm² to 16mm²
In≤32A up to 63A	**Rigid cable**	1 x 1.5mm² to 35mm²	-
	Flexible cable	1 x 1.5mm² to 25mm²	1 x 1.5mm² to 25mm²

MCB tripping curves

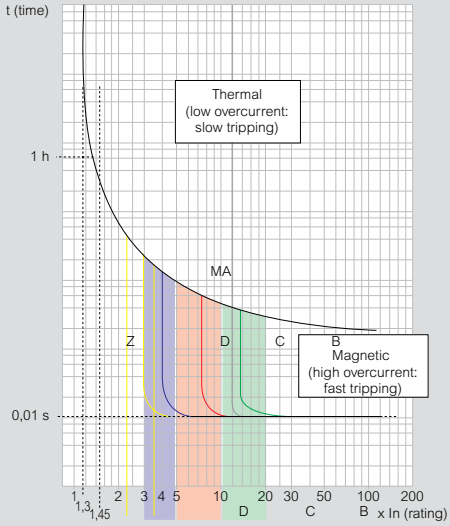

Thermal tripping for an ambient temperature 30°C
In = nominal current (rating) of MCB

Curves	Magnetic threshold settings
Z(1)	2.4 to 3.6In
B(1)	3 to 5In
C	5 to 10In
D(1)	10 to 14In (10 to 20 acc. to the stds)
MA(1)	12 to 14In

1: On request

Isolating switch DX³-IS 1 module per pole up to 125A

4 064 12

Description - use

Isolating switch ensuring the breaking and the isolation of electrical circuits.
Fully visible breaking indication.

Range

Polarity and symbols:

1 pole 250V a.c.
63A
100A

2 poles 400V a.c.
63A
100A
125A

3 poles 400V a.c.
63A
100A
125A

Dimensions

Rated current 63 - 125A

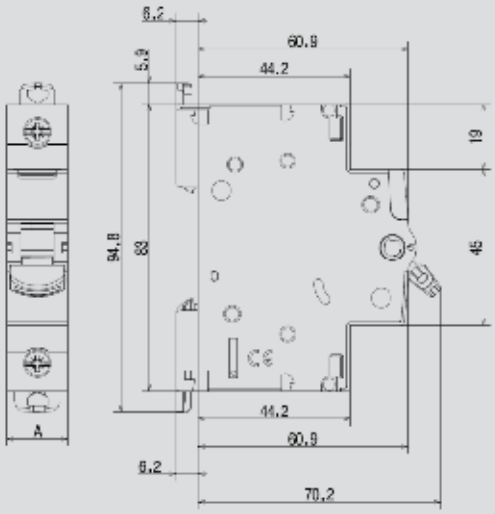

	1 pole	2 poles	3 poles
A	17.7	35.4	53.1

Preparation - connection

Power supply
Either from the top or the bottom

Rated operational voltage
1 pole:
Ue = 250V a.c.

2 poles and 3 poles
Ue = 400V a.c.

Rated frequency
50/60Hz with standard tolerances

Utilisation category
AC22: Mixed load
A: Frequent operations

TX³ RCCBs 2P up to 80A

4 115 59

Description - use

RCCBs with positive contact indication for control, protection and isolation of electrical circuits, protecting people from direct and indirect contact and protecting installations from insulation faults.

Range

Polarity:

2 pole

Width:

2 modules (2 x 17.8mm)

Nominal rating In:

16 / 25 / 40 / 63 / 80A

Residual current types:

- A (residual currents with a DC component)

Sensitivity:

30mA

Nominal voltage and frequency:

230V a.c. / 240V a.c. 50Hz with standard tolerances

General characteristics

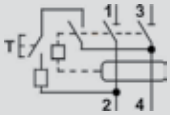

Performance of RCCBs

Average residual current performance curves

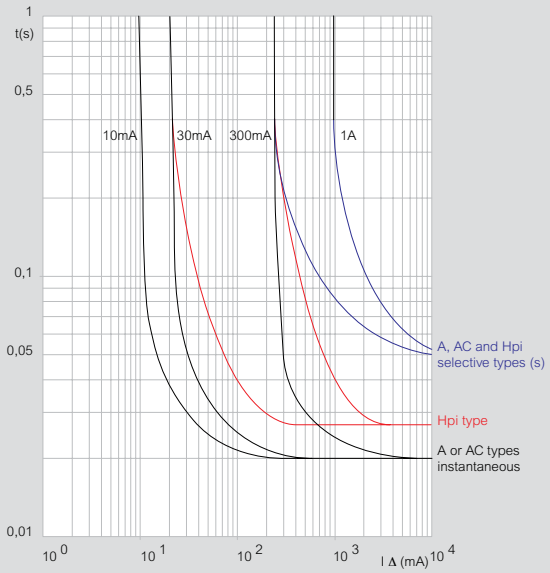

Overall dimensions

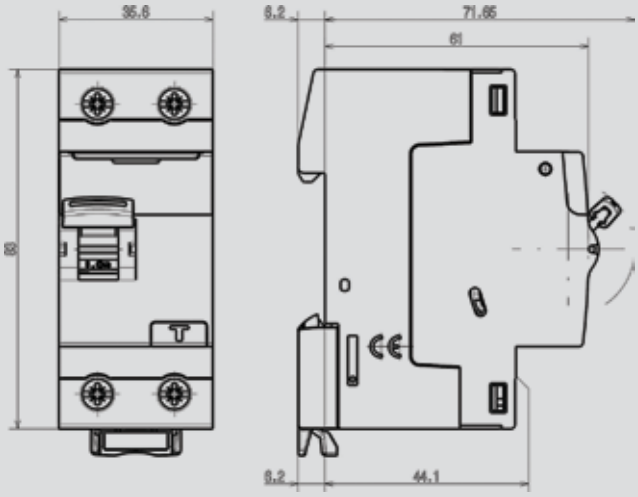

Preparation - connection

Power supply (line side):

From the top or the bottom

Connection:

Inputs and outputs via screw terminals
Neutral on right or left side

Terminal arrangement:

- Cage terminals, with disengageable and captive screws
- Terminals protected against direct finger contact IP20, wired device

Connection:

- Terminals protected against direct finger contact IP20, wired device
- Cage terminals, with disengageable or captive screws
- Terminals fitted with flaps preventing a cable being placed under the terminal, with the terminal partly open or closed
- Alignment and spacing of the terminals permitting connection with the other products in the range via fork supply busbars

Cables cross-section:

	Without ferrule	With ferrule
Rigid cable	1 x 0.75 to 50mm² or 2 x 0.75 to 16mm²	-
Flexible cable	1 x 0.75 to 35mm² or 2 x 0.75 to 16mm²	1 x 0.75 to 25mm²

TX³ RCCBs 4P (N on right-hand side) up to 80A

411766

Description - use

RCCBs with positive contact indication for control, protection and isolation of electrical circuits, protecting people from direct and indirect contact and protecting installations from insulation faults.

Range

Polarity:

4 pole

Width:

4 modules (4 x 17.8mm)

Nominal rating In:

25 / 40 / 63 / 80A

Residual current types:

- A (residual currents with a DC component)

Sensitivity:

30mA

Nominal voltage and frequency:

400V a.c. 50Hz with standard tolerances

General characteristics

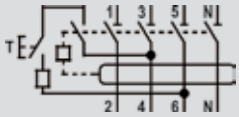

Performance of RCCBs

Average residual current performance curves

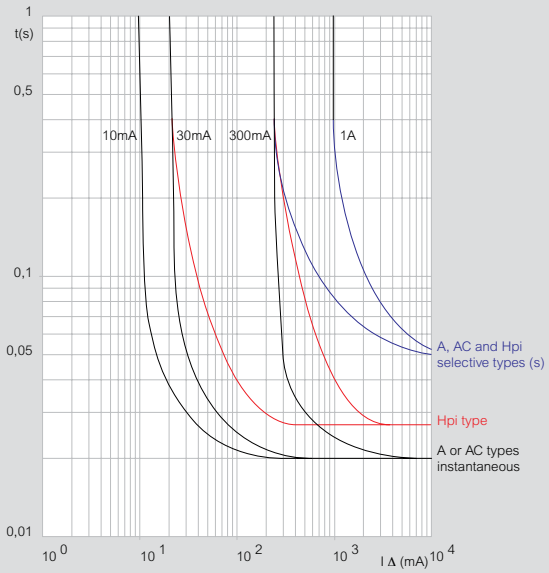

Overall dimensions

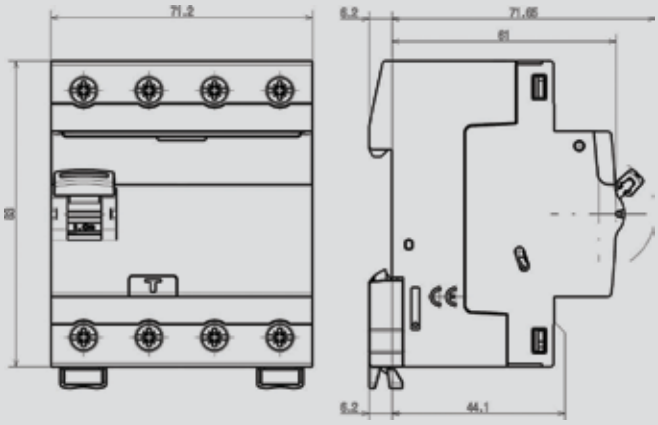

Preparation - connection

Power supply (line side):

From the top or the bottom

Connection:

- Inputs and outputs via screw terminals
- Neutral on right

Terminal arrangement:

- Cage terminals, with disengageable and captive screws
- Terminals protected against direct finger contact IP20, wired device

Connection:

- Terminals protected against direct finger contact IP20, wired device
- Cage terminals, with disengageable or captive screws
- Terminals fitted with flaps preventing a cable being placed under the terminal, with the terminal partly open or closed
- Alignment and spacing of the terminals permitting connection with the other products in the range via fork supply busbars

Cable cross-section:

	Without ferrule	With ferrule
Rigid cable	1 x 0.75 to 50mm² or 2 x 0.75 to 16mm²	-
Flexible cable	1 x 0.75 to 35mm² or 2 x 0.75 to 16mm²	1 x 0.75 to 25mm²

Compact RCBO 6kA (1P+N) 1 module

Description - use

Residual Current Circuit Breaker with Overload (RCBO) with positive contact indication for control, protection against short-circuits and overloads, and isolation of electrical circuits, protecting people from direct and indirect contact and protecting installations from insulation faults.

Technology:

Electronic Residual Current Circuit Breaker voltage dependent
Thermal-magnetic circuit breaker
Limiting device
Trip-Free mechanism

Range

Polarity:

2 poles including 1 protected pole and 1 neutral pole (neutral switching)

Power supply:

Either from the top or the bottom

Rated currents (In):

6 / 10 / 16 / 20 / 25 / 32A

Magnetic tripping curves:

C curve (between 5 and 10 In)

Type:

A (residual currents with a DC component)

Sensitivity:

10 mA
30 mA

Rated voltage and frequency:

240 V ~, 50/60Hz with standard tolerances

Breaking capacity:

Icn = 6000 A in accordance with IEC 61009-1 standard

Marking on the upper panel:

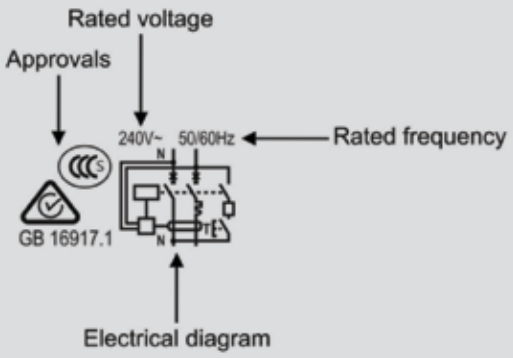

Overall dimensions

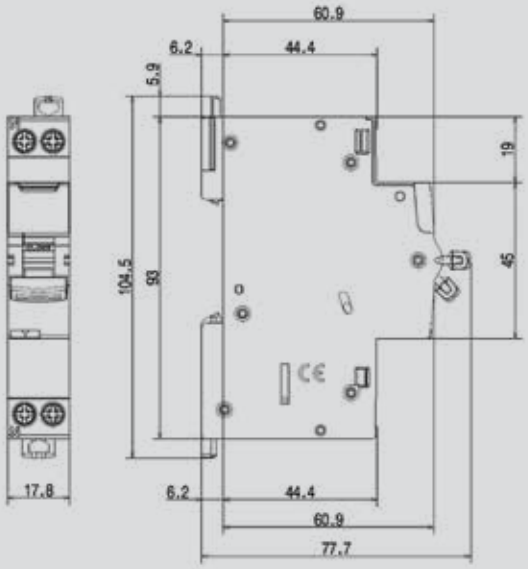

Module maintenance:

The RCBO may be replaced without disconnecting the other products.

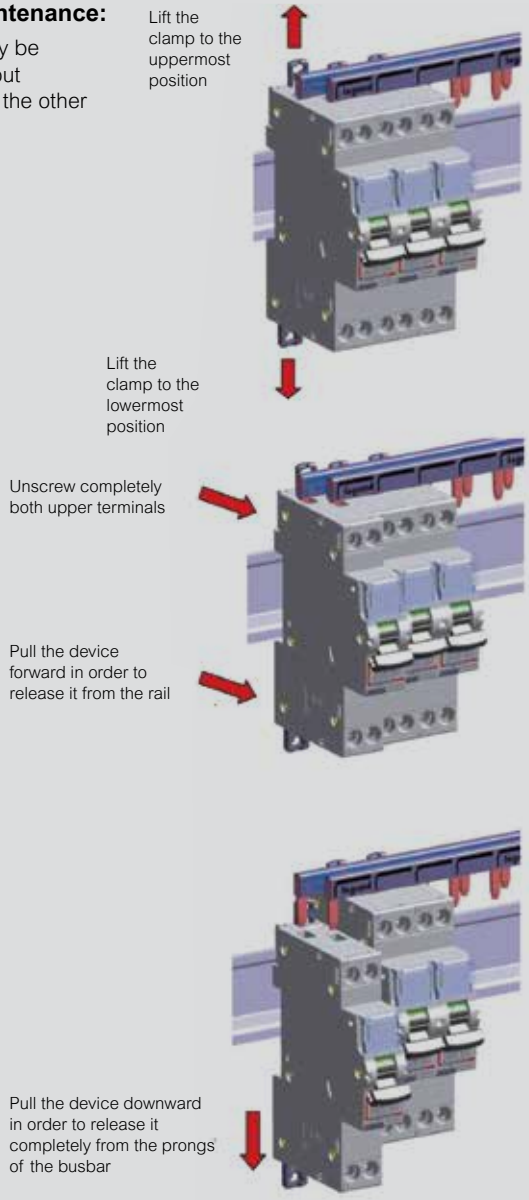

DX³ Single Module RCBOs with neutral tail ≤ 32A 1P+N 6kA

4 188 94

Description - use

Residual Current Circuit Breaker with Over Current Protection (RCBO) with positive contact indication for control, protection against short-circuits and overloads, and isolation of electrical circuits, protecting people from direct and indirect contact and protecting installations from insulation faults.

Technology:

Electronical residual current (Voltage Dependent).
Current Limiting device

Symbol:

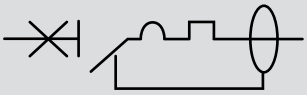

Range

Polarity:

1 pole, 1P + N

Power supply:

Bottom

Rated currents (In):

6 / 10 / 16 / 20 / 25 / 32A

Magnetic tripping curves:

C curve (between 5 and 10 In)

Type:

A (residual currents with a DC component)

Sensitivity:

30 mA

Rated voltage and frequency:

240 V ~, 50/60Hz with standard tolerances

Lead Length:

900mm

Breaking capacity:

Icn = 6000 A in accordance with IEC 61009-1 standard
IΔm = 4500A

Marking on the upper panel:

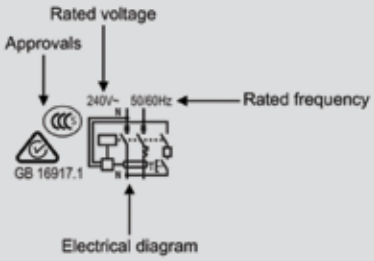

Thermal threshold:

according to IEC/EN 61009-1
- Non-operating current (Inf): 1.13 In.
- Operating current (If): 1.45 In.

Operating voltage~ 50/60 Hz:

U mini	**170 V ~**
U Max	**264 V ~**

Electrical Scheme:

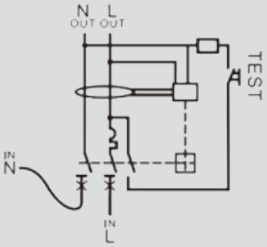

Module maintenance:

The RCBO may be replaced without disconnecting the other products.

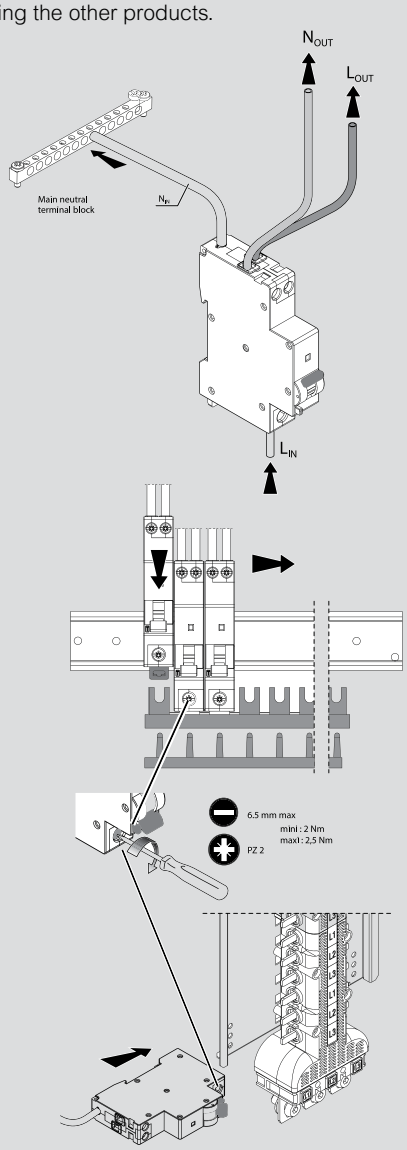

RX3 MCB 6000 A up to 63 A

4 198 40

Description - use

Thermal-magnetic circuit breaker (MCB) with positive contact indication for control, protection against short-circuits and overloads, and isolation of electrical circuits.

Range

Rated currents, In:

Curve C 6 / 10 / 13 / 16 / 20 / 25 / 32 / 40 / 50 / 63 A

Polarity:

1P, 2P, 3P, 4P curve C

Width:

1 module per pole. Each pole is 17,7 mm

Magnetic tripping curves

C curve (between 5 and 10 In)

Overall dimensions

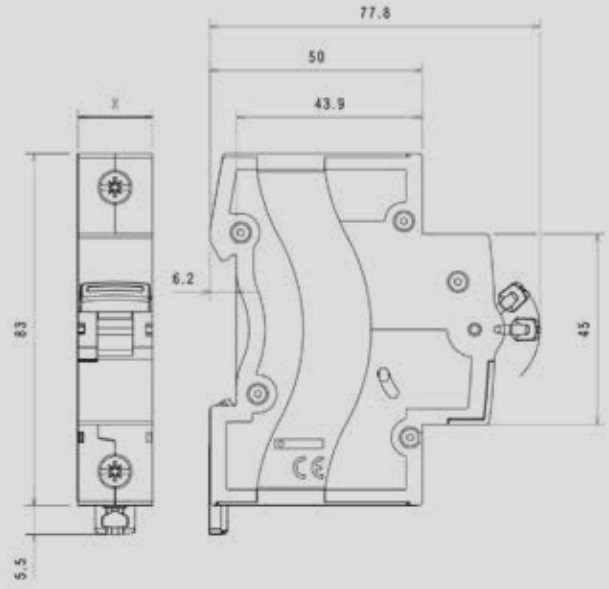

	X
1P/1P+N	17.7mm
2P	35.4mm
3P	53.1mm
4P	70.8mm

Preparation - connection

Terminal depth:

14 mm

Screw head:

Mixed, slotted and Pozidriv 2.

Connectable section

	Copper cables	
	Without ferrule	With ferrule
Rigid cable	1 x 1.5 mm² to 25 mm² 2 x 1.5 mm² to 10 mm²	-
	1 x 1.5 mm² to 16 mm² 2 x 1.5 mm² to 10 mm²	1 x 1.5 mm² to 16 mm²

DX³ RCBO 2P/4P up to 63A

4 110 50

4 112 36

Description - use

R.C.B.O. with positive contact indication for control and protection of electrical circuits and protection of people against direct and indirect contacts and of installations against insulation faults. Save space in distribution boards on both residential and commercial installation.

Range

Polarity:

2 pole / 4 pole

Width:

1 module per pole. Each module is 17.8mm

Nominal rating In:

6 / 10 / 16 / 20 / 25 / 32 / 40A

Residual current types:

- A (residual currents with a DC component)

Sensitivity:

30mA

Nominal voltage and frequency:

230V a.c. / 240V a.c. 50Hz with standard tolerances

General characteristics

2 Pole

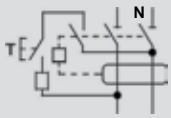

4 Pole

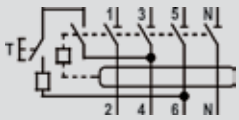

Overall dimensions

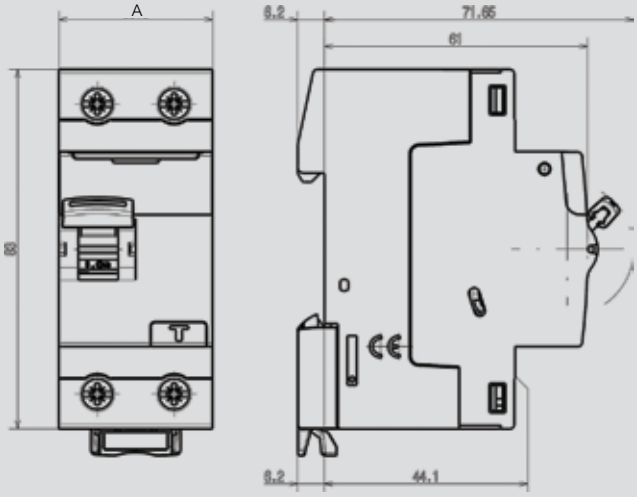

	2 poles	4 poles
A	35.8	71.2

Preparation - connection

Power supply (line side):

From the top or the bottom

Connection:

Inputs and outputs via screw terminals
Neutral on right hand side

Connection:

- Terminals protected against direct finger contact IP20, wired device
- Cage terminals, with disengageable or captive screws
- Terminals fitted with flaps preventing a cable being placed under the terminal, with the terminal partly open or closed
- Alignment and spacing of the terminals permitting connection with the other products in the range via fork supply busbars

Cables cross-section:

	Without ferrule	With ferrule
Rigid cable	1 x 0.75 to 50mm² or 2 x 0.75 to 16mm²	-
Flexible cable	1 x 0.75 to 35mm² or 2 x 0.75 to 16mm²	1 x 0.75 to 25mm²

DX³ STOP ARC 6000 A Phase + Neutral, neutral on right side

DESCRIPTION - USE
Arc fault detection device integrated with thermal-magnetic circuit breaker (MCB) with contact position indication for control. Reduction of the risk of fire ignition in the electrical circuit, protection against short-circuits and overloads, isolation of electrical circuits.

SYMBOL:

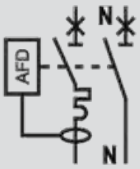

TECHNOLOGY:
- Limiting device
- The Neutral contact closes before and opens after the Phase contact
- The Phase pole provides protection and isolation for the Phase circuit
- The Neutral pole provides isolation for the Neutral circuit

RANGE

POLARITY
- 2 poles including 1 protected pole and 1 neutral pole

WIDTH
- 2 modules (36 mm)

RATED CURRENTS IN:
- 6 / 10 / 13 / 16 / 20 A. C curve
- 6 / 10 / 13 / 16 A, B curve

MAGNETIC TRIPPING CURVES:
- C curve (between 5 and 10 In)
- B curve (between 3 and 5 In)

RATED VOLTAGE AND FREQUENCY:
- 230 V ~, 50 Hz with standard tolerances

OVERALL DIMENSIONS

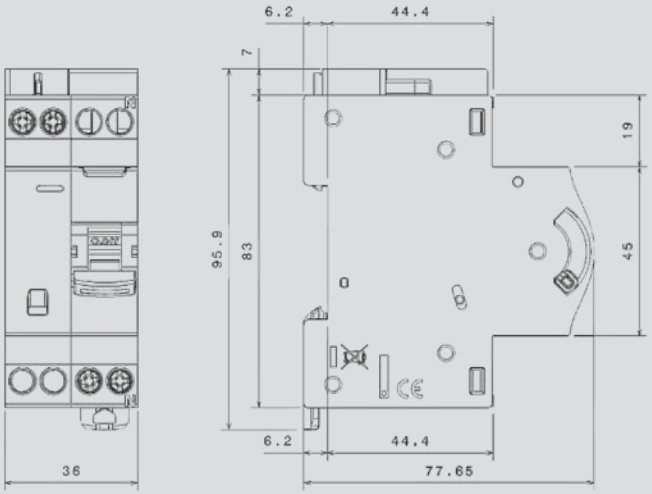

PREPARATION - CONNECTION

MOUNTING:
- On symmetrical EN 60.715 rail or DIN 35 rail

OPERATING POSITION:
- Vertical
- Horizontal
- Upside down
- On the side

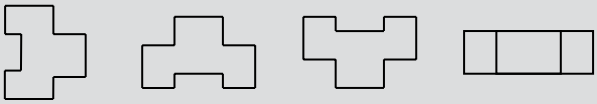

POWER SUPPLY:
- From the bottom

Surge protective devices (SPDs)

Technical characteristics

Modular SPDs
230/400V a.c. power network (50/60Hz) - Degree of protection IP20
Operating temperature: -10 to +40°C / Storage temperature: -20 to +70°C

New cat nos.	Old cat nos.	Application	Type	Poles	Earthing system	Max voltage (Uc)	Protection mode	Nominal current In/pole (8/20)	Max. discharge current			Protection level		Max. short-circuit current Isc (Isccr)	Protective device to be used 1	FS auxiliary (remote status monitoring)
									Imax/ pole (8/20)	Iimp/pole (10/350)	I total (10/350)	Up (L-N/L-PE/N-PE)	Up at 5 kA			
412270	-	Main distribution board	T1+T2	1P	TT, TNC, TNS	320V a.c.	CT1	25kA	60kA	12.5kA	12.5kA	1.5kV at 12.5kA 1.9kV at 25kA	1kV	50kA	TX³ 63A C curve	no
412272	-		T1+T2	3P	TNC	320V a.c.	CT1	25kA	60kA	12.5kA	37.5kA					yes
412274	-		T1+T2	1P+N	TT, TNS	320V a.c.	CT2	25/25kA	60kA	12.5/25kA	25kA	1.5/1.6/1.5kV at 12.5kA 1.9/2.1/1.5kV at 25kA	1kV			yes
412275	-		T1+T2	3P+N	TT, TNS	320V a.c.	CT2	25/50kA	60kA	12.5/50kA	50kA					yes
412230	03930	Sub-Distribution board	T2	1P	TT, TNC, TNS, IT	440V a.c.	CT1	20kA	40kA			1.8kV at 15kA 2.1kV at 20kA	1.3kV	50kA	TX³ 25A C curve	no
412232	-		T2	3P	TNC, IT	440V a.c.	CT1	20kA	40kA							yes
412233	-		T2	4P	TT, TNS, IT	440V a.c.	CT1	20kA	40kA							yes
412220	-		T2	1P	TT, TNS	320V a.c.	CT1	10kA	20kA			1.2kV at 5kA 1.4kV at 10kA	1.2kV	25kA	TX³ 20A C curve	no
412224	-		T2	1P+N	TT, TNS	320V a.c.	CT2	10/20kA	20kA			1.2/1.4/1.4kV at 5kA 1.4/1.4/1.4kV at 10kA	1.2kV			no yes
412225	-		T2	3P+N	TT, TNS	320V a.c.	CT2	10/20kA	20kA							no yes

CT1: L(N)-PE protection modes. CT2: L-N and N-PE protection modes.
1: MCB or similar type circuit breakers (with T2 and T1+T2 SPDs). For fuse protection or values other than those indicated in the table please consult Legrand. Cascading can be used for higher fault levels.

Installation

Associated overcurrent protection
SPDs must be protected by a circuit breaker (or fuses), to provide protection in the event of overcurrent, which may occur when the SPD reach its end of life. This protective device will be selected to coordinate or discriminate with upstream protective devices.

Connection principles

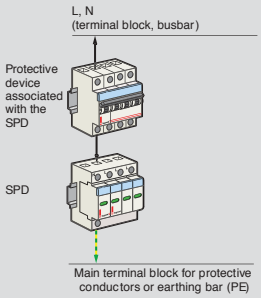

Connection lengths: as short as possible (< 50 cm if possible).
EMC (Electromagnetic Compatibility) rules: avoid loops, fix the cables firmly against the exposed metal conductive parts of the enclosure.

Coordinating upstream/downstream SPDs

Consists of ensuring that any downstream SPD (in distribution enclosures or proximity SPDs) is correctly coordinated in energy terms with any SPD located upstream (TS 61643-12).

Minimum distances between SPDs

Upstream SPD	Downstream SPD	Min. distance (m)
T1/50 and T1/25	T2/40	10
T1/12.5 and T1/8	T2/40	6
	T2/20, T2/12	8
T2/40	T2/20	4
	T2/12	6
T2/20 and T2/12	Proximity SPD	2

RJ11 and TV/AV powerboard protection

Cat no.			D105TVAV8BL
Colour	Black		
No. of outlets			8
Nominal input voltage	230-240V a.c. 50Hz		
Total loading	10A 2400W		
Clamping voltage	775V a.c.		
Surge protection			3150 Joules
Cord length			3m
Master switch	Yes		
F Connectors (surge protected)			4 (2 in 2 out)
RJ 11 (surge protected)			2 (1 in 1 out)
RFI filter	Yes		
Warranty	3 year		

AS-68
AS-70
AS-71

MODULAR CONTROL DEVICES & ENERGY MANAGMENT

Contactors

P. 31
Contactors with handles

Timers

P. 33
Analogue time switches

Smart Electrical Panel

P. 40
CX³ & EMDX³ with netatmo

Electrical Vehicle Chargers

P. 43
Green'up™ Premium charging stations

FEATURED PRODUCTS

Bluetooth Timer
(p. 39)

Connected Contactor with Netatmo
(p. 40)

P. 32
Contactors without handle

P. 35
Digital timers

P. 39
Bluetooth timers

Green'up™ Premium charging stations

(p. 43)

Modular power contactors with handle CX³

From 16 A to 63 A

4 125 44

4 125 63

4 125 50

4 125 56

Conform to AS/NZS 61095
Space for power supply busbar on top (up to 25A)

Power contactors with 24 V∿ coil and handle

Pack	Cat.Nos	I max	Connection	Type of contact	Number of modules
1	4 125 14	25 A	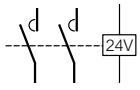	2 N/O	1
1	4 125 15[1]	40 A		2 N/O	2
1	4 125 16[1]	63 A		2 N/O	2
		4-pole - 400 V∿			
1	4 125 17	25 A	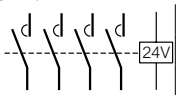	4 N/O	2
1	4 125 18[1]	40 A		4 N/O	3
1	4 125 19[1]	63 A		4 N/O	3

Low noise power contactors with 230 V∿ coil and handle

2-pole - 250 V∿

Pack	Cat.Nos	I max	Connection	Type of contact	Number of modules
1	4 125 58	25 A	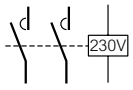	2 N/O	1
1	4 125 59[1]	40 A		2 N/O	2
1	4 125 60[1]	63 A		2 N/O	2
		4-pole - 400 V∿			
1	4 125 61	25 A	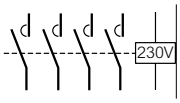	4 N/O	1
1	4 125 62[1]	40 A		4 N/O	2
1	4 125 63[1]	63 A		4 N/O	2

1: Handle can be accessed after removing blanking plate

Power contactors with 230 V∿ coil and handle

Manual override for test and repair function, carried out via the handle
Permanent "ON" or "OFF" without automatic closing of the contactor

2-pole - 250 V∿

Pack	Cat.Nos	I max	Connection	Type of contact	Number of modules
4	4 125 44	25 A	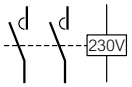	2 N/O	1
1	4 125 45[1]	40 A		2 N/O	2
1	4 125 47[1]	63 A		2 N/O	2
1	4 125 48[1]	63 A	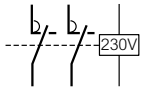	2 N/C	2
		3-pole - 400 V∿			
1	4 125 49[1]	40 A	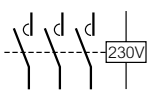	3 N/O	3
1	4 125 50[1]	63 A		3 N/O	3
		4-pole - 400 V∿			
2	4 125 51	25 A	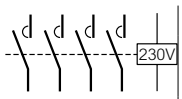	4 N/O	2
1	4 125 53[1]	40 A		4 N/O	3
1	4 125 56[1]	63 A		4 N/O	3
1	4 125 57[1]	63 A	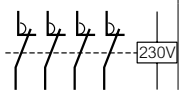	4 N/C	3

1: Handle can be accessed after removing blanking plate

Whilst most items are stock lines some products are made to order.

Modular power contactors without handle CX³

From 16 A to 63 A

4 125 05

4 125 35

Conform to IEC/EN 61095
Space for power supply busbar on top (up to 25A)

Power contactors with 24 V∿ coil

2-pole - 250 V∿

Pack	Cat.Nos	I max	Connection	Type of contact	Number of modules
1	4 125 03	16 A	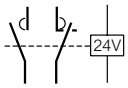	N/C + N/O	1
1	4 125 05	25 A	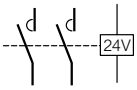	2 N/O	1

4-pole - 400 V∿

Pack	Cat.Nos	I max	Connection	Type of contact	Number of modules
1	4 125 10	25 A	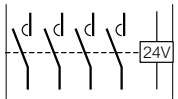	4 N/O	2
1	4 125 09	25 A	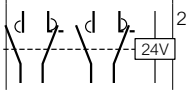	2 N/C + 2 N/O	2

Power contactors with 230 V∿ coil

2-pole - 250 V∿

Pack	Cat.Nos	I max	Connection	Type of contact	Number of modules
4	4 125 21	16 A	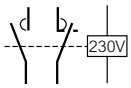	N/C + N/O	1
10	4 125 23	25 A	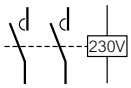	2 N/O	1
1	4 125 27	63 A		2 N/O	2
1	4 125 24	25 A	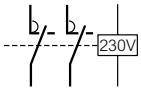	2 N/C	1

4-pole - 400 V∿

Pack	Cat.Nos	I max	Connection	Type of contact	Number of modules
5	4 125 35	25 A	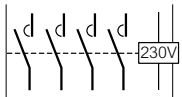	4 N/O	2
1	4 125 41	63 A		4 N/O	3
1	4 125 36	25 A	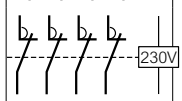	4 N/C	2
1	4 125 33	25 A	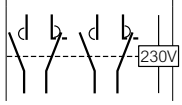	2 N/C + 2 N/O	2

Auxiliaries for contactors CX³

4 124 29

4 124 31

Signalling auxiliaries for contactors

Auxiliary changeover switch for all CX³ contactors
Used to signal the position status of the contacts on the product to which it is connected

For 1 module contactors 16 A to 25 A

Maximum 2 auxiliary devices per contactor
Fitted on left-hand side of contactor

Pack	Cat.Nos	I max	Voltage	Contact	Number of modules
1	4 124 29	5 A	250 V∿	N/C + N/O	0.5

For 2 module contactors 25 A

Maximum 2 auxiliary devices per contactor
Fitted on left-hand side of contactor

Pack	Cat.Nos	I max	Voltage	Contact	Number of modules
1	4 124 30	5 A	250 V∿	N/C + N/O	0.5

For 40 and 63 A contactors

Maximum 1 auxiliary device per contactor
Fitted on left-hand side of contactor

Pack	Cat.Nos	I max	Voltage	Contact	Number of modules
1	4 124 31	5 A	250 V∿	N/C + N/O	0.5

Analogue time switches

Daily/Weekly programme

6 499 14

0 499 26

0 497 56

04 99 83

0 495 94

Power supply 230 V∿
Override switching "ON" or "OFF" in front face
1 output via changeover contact
(2 changeover contacts for Cat.No 0 499 26)

Pack	Cat. Nos	Daily programme
1	6 499 14	**20 A - 250 V∿ - µ cos φ = 1** Shortest switching time : 30 minutes (1 segment = 10 minutes) Switching accuracy: + 5 minutes
1	6 499 17	No reserve **20 A - 250 V± - µ cos ø = 1 1** Shortest switching time: 30 minutes (1 segment = 10 minutes) Switching accuracy : + 5 minutes
1	0 499 26	**Defrosting time switch** Time switch for short periods for control of defrosting, regularly repeated switching of pumps, feed conveyors, sprinkler systems, periodic lubrication of machines 16 A - 250 V∿ µ cos φ = 1 IP 30 Daily programme The timer can repeat one or two settable short programmes within 24 hours Shortest switching sequence 2.5 hours - up to 9 times 1 switching step = 1 segment = 30 min. 50 Hz Defrosting time from 1 to 60 minutes per contact
1	0 497 50	**MaxiRex** Conform to EN 60730-1 and EN 60730-2-7 Supply voltage: 230 V∿ ±10% 3 position changeover switch With manual override Voltage free contacts Mounting options: - can be surface mounted - can be panel mounted using Cat. No. 0498 32 - can be clipped to DIN rail ⎓ using Cat. No. 0044 09 With 72 x 72 mm display to DIN EN 60715 Part C **24 hour programme** - Programmable for 30 minutes minimum at 10 minute intervals - Accuracy : ±5 minutues per day **MaxiRex T** - Without working reserve – 50 Hz
1	0 497 54	**MaxiRex QT** With 100 hr working reserve – 50/60 Hz **7 day programme** - Programmable for 3 hours minimum at 1 hour intervals - Accuracy : ±30 minutes per day
1	0 497 56	**Weekly programme** **16 A - 250 V∿ - µ cos φ = 1** - Shortest switching time : 3 hours - (1 segment = 1 hour) - Switching accuracy : + 20 minutes - Working reserve : 500 h with quartz controlled motor
1	0 044 09	- Adaptor for fixing time switch on rail EN 50022 ⎓

Pack	Cat. Nos	EconoRex MT
1	0 499 83	Conforms to EN 60730-1 and EN 60730-2-7 Supply voltage : 230 V∿ 50 Hz Mounting options: - can be surface mounted using Cat. No. 0495 94 - can be panel mounted **EconoRex MT** BTAP without working reserve 20 A output Shortest switching step : 20 minutes Switching accuracy : ±5 minutes
		Fixing accessories
1	0 495 94	Support frame for surface mounting
5	0 498 32	Clip-on support frame for panel mounting
5	0 044 09	DIN rail ⎓ adaptor

Energy Saving products

Whilst most items are stock lines some products are made to order.

MicroRex Analogue time switches

Daily and weekly time switches

412790

412795

Programmed via captive segment
1-module device: min. 1 segment
3-module device: min. 2 segments
Power supply: 230V a.c. - 50/60 Hz
3-position override switch "ON-AUTO-OFF" on front panel
Manual changeover to summer/winter time
1 outlet 16A - 250V a.c. - μ cos φ = 1

Pack	Cat. No.	**Daily programme**	
		1 segment = 15 minutes Accuracy: ± 5 minutes	
		Vertical dial	
		Minimum switching time: 15 minutes N/O contact	Number of modules
1	4 127 80	Without battery reserve	1
1	4 127 90	With 100h battery reserve	1
		Horizontal dial	
		Minimum switching time: 15 minutes Changeover switch	
1	4 128 12	Without battery reserve	3
1	4 128 13	With 100h battery reserve	3

		Weekly programme	
		1 segment = 2 hours Accuracy: ± 30 minutes	
		Vertical dial	
		Minimum switching time: 2 hour N/O contact	Number of modules
1	4 127 94	With 100h battery reserve	1
		Horizontal dial	
		Minimum switching time: 4 hour changeover switch	
1	4 127 95	With 100h battery reserve	3

Programmable time switches

Analogue and digital wiring

Diagrams

Cat. No. 4 127 80/90/94

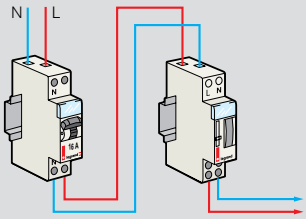

Cat. No. 4 128 12/13 and 4 127 95

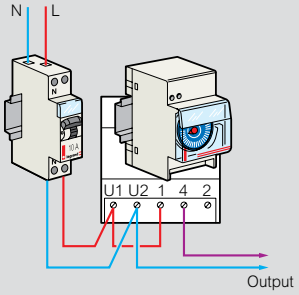

Cat. No. 4 126 31

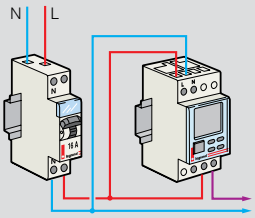

Cat. No. 4 126 54

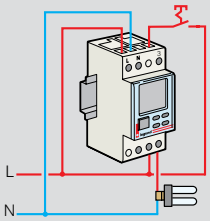

Cat. No. 4 126 57

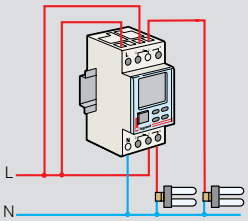

*Legrand strongly recommend the installation of modular contactors with all time switches.

Digital time switches characteristics

Cat. No.	Prog. time	Min. programme settings	Working reserve	Summer/ winter time	Outputs 16A	Nb of prog.	Nb of modules
0 037 10	7 d	1 min	6 years	auto	1	28	1
4 126 31	24 h/7 d	1 s	5 years	auto	1	56	2
4 126 41	24 h/7 d	1 s	5 years	auto	2	2 x 28	2

Analogue time switches characteristics

Cat. No.	Programme	Segment	Min. switching time	Working reserve	16A output via contact		Nb of modules
					N/O	Chang. S.	
4 128 12	24 h	15 min	30 min	without	-	1	3
4 128 13	24 h	15 min	30 min	100 h	-	1	3
4 127 80	24 h	15 min	15 min	without	1	-	1
4 127 90	24 h	15 min	15 min	100 h	1	-	1
4 127 94	7 d	2 h	2 h	100 h	1	-	1
4 127 95	7 d	2 h	4 h	100 h	-	1	3

Scan the QR code
for more information

MicroRex Programmable digital time switch

Weekly time switch

0 037 10

6 037 70

Packs	Cat. No.	MicroRex DII
		• Time-saving programming by selection of daily blocks, daily blocks individually adjustable or selection from preset blocks Mon-Fri and Mon-Sun • Permanent ON or OFF (Override) • Power reserve 3 years for date, time and switching program • Accuracy +/- 1 sec./Day
		MicroRex D11, 1 channel
		- 1 NO contactv - 250 V/50 Hz 16 A - cos Ø = 1 - 28 programmes - Shortest switching-time 1 min - Number of modules: 1
1	0 037 10	1 channel 240V a.c. 3yr reserve 16A 1 module
1	6 037 70	1 channel 240V a.c. 3yr reserve 16A 2 module
		MicroRex D11, 2 channel
1	6 037 71	2 channels 240V a.c. 3yr reserve 16A 2 module

MicroRex programmable time switches with digital display

Weekly time switch

Technical specifications

Type	MicroRex D11
Cat. no.	0 037 10
Nominal voltage	230V
	50/60Hz
Number of modules of 17.5mm each	1
Number of channels	1
Running reserve	3 years[1)]
Shortest switching step	1 min
Clock precision	1 second
Switching capacity Ohmic 230V a.c. cos φ = 1	16A
Inductive 230V a.c. cos φ = 0.6	1200W
Incandescent lamp load	1400VA
Fluorescent lamp series compensated Energy-saving lamp	100W
Switch output	1 changeover contact
Programs	28
Operating temperature	-10°C to +55°C
Degree of protection	IP20 (mounted in distribution board)
Power consumption	0.9W

Connection diagram

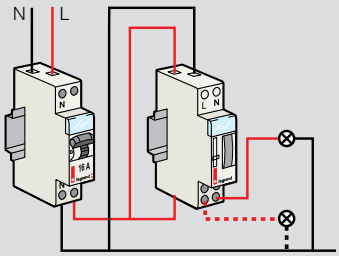

Scan the QR code for more information

Energy Saving products

Whilst most items are stock lines some products are made to order.

AlphaRex³ digital time switches

Daily, Weekly, Astronomical & Yearly time switches

412631

412872

412873

Pack	Cat. Nos	AlphaRex³
1	4 126 31	**AlphaRex³ D21, 1 channel** - Power supply 230V, 50/60 Hz - 1 Output contact, 250V a.c. 16A cos φ = 1 - 56 programs
1	4 126 41	**AlphaRex³ D22, 2 channels** - Power supply 230V, 50/60 Hz - 2 Output contact, 250V a.c. 16A cos φ = 1 - 56 programs (28 per channel)
		AlphaRex³ Astro
1	4 126 54	**AlphaRex³ D21 Astro, 1 channel** - Power supply 230V, 50/60 Hz - With control input - 1 Output contact, 250V a.c. 16A cos φ = 1 - 56 programs - Shortest switching step: 1 s
1	4 126 57	**AlphaRex³ D22 Astro, 2 channels** - Power supply 230V, 50/60 Hz - 2 Output contact, 250V a.c. 16A cos φ = 1 - 56 programs (28 per channel) - Shortest switching step: 1 s
		Programming accessories
1	4 128 72	**Data key** - Import switching programs into the time switch, to do so select the "READ KEY" function on the time switch. - Transfer switching programs to the key using the "WRITE KEY" time switch function, this allows you to quickly and easily transfer programs to other time switches and/or to create backup copies
1	4 128 73	**PC adapter for USB port** • Can be used to create, save and transfer program settings for multifunction and multi-program time switches, Cat. No. 31/41/54/57 • Data is transferred to the program transfer key Cat. No. 4128 72, using the data loader connected to the USB port of the PC • Kit comprising software on CD-ROM, data loader and transfer key Windows® Vista, Windows® XP, Windows® Vista, Windows® 7, Windows® 8

Selection Table

Type	AlphaRex³ D21	AlphaRex³ D22	AlphaRex³ D21 Astro	AlphaRex³ D22 Astro
Cat No.	4 126 31	4 126 41	4 126 54	4 126 57
Output	1	2	1	2
Daily program	✓	✓	✓	✓
Weekly program	✓	✓	✓	✓
Astronomical program			✓	✓
Yearly program				
Special program				
Holiday program	✓	✓	✓	✓
Random function	✓	✓	✓	✓
Operating hours counter	✓	✓	✓	✓
Relay function	✓	✓	✓	✓
Channel-switching function	✓		✓	
Offset correction function	✓	✓		
Pulse function	✓	✓	✓	✓
Cycle function	✓	✓	✓	✓
Control input			✓	
Synchronous operation can be set	✓	✓	✓	✓
1 h test	✓	✓	✓	✓
PIN code	✓	✓	✓	✓
PC programming	✓	✓	✓	✓
Contrast adjustment	✓	✓	✓	✓
Backlight	✓	✓	✓	✓

Scan the QR code for more information

Energy Saving products

Whilst most items are stock lines some products are made to order.

SMART ELECTRICAL PANEL CX³ & EMDX³ WITH NETATMO

With our smart electrical panel solutions and the Home + Control app, you have the benefit of a complete system for controlling your electrical installation on any type of site, from private houses to large blocks of flats.

The Home + Control app can be used to control the installation remotely and stay informed.

OR

Interface: acts as a gateway between the router and Legrand connected products. For installation in the electrical panel or in a room in the house depending on the model chosen.

Electrical panel equipped with connected modular products to control the lighting and high-energy consumption appliances, or track electrical energy consumption.

AND/OR

Connected products or packs available in the various Legrand wiring accessory ranges. For installation in different rooms in the house to control the lighting, roller shutters, the heating, etc.

RANGE OF MODULAR PRODUCTS FOR SMART ELECTRICAL PANELS:

EMDX³ with Netatmo Gateway Module
Cat.No 4 121 81

EMDX³ with Netatmo connected electricity meter
Cat.No 4 120 15

CX³ with Netatmo connected contactor
Cat.No 4 121 71

CX³ with Netatmo connected latching relay
Cat.No 4 121 70

HOW TO PROGRAM THE DIGITAL BLUETOOTH TIME SWITCH

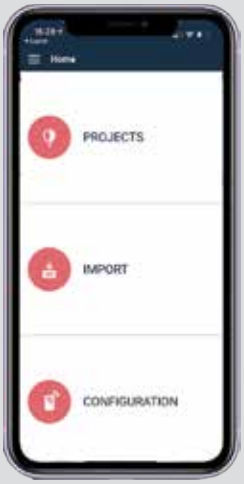

All in 1 app

Advanced configuration

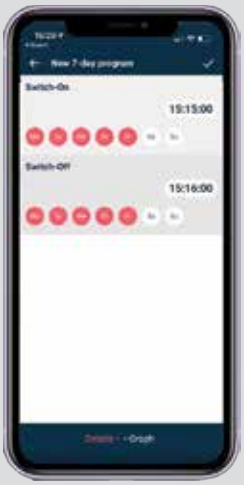

Daily, weekly and yearly programming

Upload data or import from existing timers

LEGRAND TIME SWITCH APP AVAILABLE NOW!

Download on the App Store

GET IT ON Google Play

Scan the QR code for more information

AlphaRex³ digital time switches with bluetooth

Weekly, yearly and astronomical time switches

4 127 23

4 127 24

4 127 25

4 127 26

Pack	Cat. Nos	AlphaRex³ Bluetooth low energy (BLE)
		• Available in 1 or 2 channels • 2 modules wide • Daily, Weekly, Annual program options • Native Bluetooth: Directly program from smartphone with no need to touch the timer. No accessories required • Data can be exported to/imported from the timer within the Bluetooth time switch app • Passwords, location, and other settings can also be controlled via the app • Data can be copied from 1 timer to another, even on a different project • High precision timer (0.1 sec) • 2 Din Clip at the back for ease of installation • 5 Years battery in reserve • Screen on the timer in backup
1	4 127 23	**AlphaRex³ D21 astro BLE** - 1 Channel - Weekly - Astro
1	4 127 24	**AlphaRex³ D22 astro BLE** - 2 Channels - Weekly - Astro
1	4 127 25	**AlphaRex³ DY21 BLE** - 1 Channel - Weekly; Yearly - Astro
1	4 127 26	**AlphaRex³ DY22 BLE** - 2 Channels - Weekly; Yearly - Astro

Red catalogue number: new product

Whilst most items are stock lines some products are made to order.

Smart Electrical Panel

CX³ & EMDX³ with Netatmo

4 121 81

4 121 71

4 121 70

4 120 15

Requires prior installation of a “with Netatmo” connected gateway, version for symmetrical rail Cat. Nos 412181 or Arteor/Excel Life with Netatmo version 2.5 modules wide, 35mm projection
For any installation controlled remotely using a smartphone via the app Home + Control from Legrand and/or voice via a voice assistant.
The installation can be supplemented by other products for smart electrical panel or available in the "with Netatmo" connected wiring accessory ranges
2.4GHz Wi-Fi connection required

Pack	Cat. Nos	CX³ with Netatmo
		Connected Latching Relay
10	4 121 70	Enables users to remotely control (ON / OFF) lighting devices previously controlled by push buttons, using their smartphone with the Home + Control app and/or via a voice assistant. This connected version also offers functions such as: Energy consumption: View information on the circuit that the latching relay is wired to. Silent latching relay (< 10 dB) Single-pole, 16 A, 100 - 240 VA - 50/60 Hz Conforms to standard: IEC/EN 60669-2-1 Can be controlled by standard wired push-buttons and be combined with Arteor/Excel Life with Netatmo connected wireless switches Self-protected upstream control terminals: no need for protection such as a 2 A circuit breaker or a fuse Allows insertion of a supply busbar Screw terminals Width: 1 x 17.5 mm module
		Connected Contactor
10	4 121 71	Control the operation of high-energy consumption appliances locally or remotely (electric water heater, swimming pool pump, electric heating, charging socket for an electric vehicle, etc). For controlling electrical appliances up to 4800 W, or motors up to 2400 VA. This connected version also offers functions such as: - Energy consumption: View information on the circuit that the latching relay is wired to. Requires prior installation of a “with Netatmo” Connected Gateway (412181) Integrate controlled appliances in schedules (in place of a time switch) or in personalised scenarios. Single-pole, 20A, 100 - 240 VA - 50/60 Hz Choose between operation in peak/off-peak** automatic mode or as a conventional ON/OFF power contactor (via the Home + Control app). Control loads with their voice via a voice assistant. Self-protected upstream control terminals: no need for protection such as a 2A circuit breaker or a fuse Allows insertion of a supply busbar Screw terminals Width: 1 x 17.5 mm module

**automatic mode or as a conventional ON/OFF power contactor (via the Home + Control app).

Pack	Cat. Nos	EMDX³ with Netatmo
		Connected gateway
10	4 121 81	Used to control your home remotely (lighting and electrical appliances) using a smartphone via the Home + Control App and/or voice control (via a voice assistant). Must be ordered for any connected installation. The individual connected products can be added to the gateway or starter kit. 2.4GHz Wi-Fi connection required Compatible with all other Legrand “with Netatmo” connected products. Width: 2.5 x 17.5mm modules Connection via screw terminals Consumption: 2W maximum Allows insertion of a supply busbar Power Supply: 100-240 VA
		Connected Electricty meter
4	4 120 15	Allows the user to: Measure the total instantaneous power consumption of the house Track the daily/weekly/monthly/annual history of the total consumption of the house or circuit with which it is associated (in kWh and as a value) Send a notification if an adjustable threshold of total instantaneous power is reached. 100 - 240 VA - 50/60 Hz. Supplied with 1 closed current transformer 80 A max. Width: 1 x 17.5mm module

HOME + CONTROL

HOME + CONTROL

Home + Control app available on App Store and Google Play

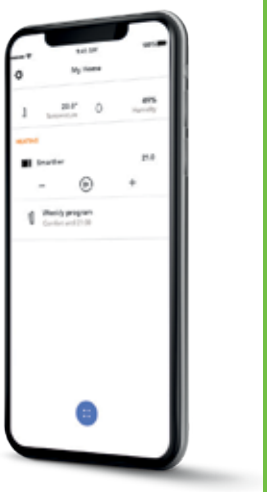

Red catalogue number: new product

Whilst most items are stock lines some products are made to order.

GREEN'UP™ PREMIUM PLASTIC

EV CHARGERS FOR INDOOR SPACES

SINGLE PHASE
3.7 and 7.4 kW
3 PHASE
11 and 22 kW

Multiple power options

IP 44 IK 08

Water resistant and shock proof

mode 3

Dedicated charging mode

One charging point

6mA DC PROTECTION

Intergrated 6mA DC protection

COMPATIBLE WITH IOS AND ANDROID DEVICES

IDEAL SOLUTION FOR RESIDENTIAL AND COMMERCIAL APPLICATIONS

Green'up chargers can charge compatible type 2 electric cars safely and efficiently in both residential and commercial applications. These include; Corporate office carparks, shopping centres, hotels, universities, garages, apartment carparks and undercover car ports.

GREEN'UP™ PREMIUM METAL

EV CHARGERS FOR INDOOR AND OUTDOOR SPACES

SINGLE PHASE
3.7 and 7.4 kW
3 PHASE
11 and 22 kW

Multiple power options

IP 55 IK 10

Water resistant and shock proof

mode 3

Dedicated charging mode

One or two charging points

6mA DC PROTECTION

Intergrated 6mA DC protection

COMPATIBLE WITH IOS AND ANDROID DEVICES

Green'up™ Premium charging stations (Plastic)

For electric vehicle charging

With integrated 6 mA = protection

With power adjustment function

0 590 01 0 590 01 + 0 590 52

UNIVERSAL TYPE 2 SOCKET

Technical characteristics and wiring diagrams **p. 46 - 49**
Dimensions **(p. 46 - 49)**

For charging all electric vehicles (equipped with single-phase and three-phase chargers) and plug-in hybrids in Mode 3 in complete safety.
Compliant with standards IEC 61851-1 and 61851-22.
Charging station power can be adjusted with adapted protection devices and power supply circuits. Local wireless communication via embedded Bluetooth for configuration and control of charging station via smartphone or tablet using the IOS or Android compatible app.
Available functions: changing station status. daily charging program. charging station activation/deactivation. power management. firmware updates.
Application additional functions: weekly changing program. consumption monitoring.
Integrated communication kit for remote wireless IP communication. (059005/059006/059007)
Integrated RFID encoder reader for identification via RFID badge and communication kit for remote management by CPO. (059005/059006/059007)
Equipped with:
- a 3P+N+E (T2S) Type 2 socket with blanking plates (single-phase or three-phase operation) with pilot wire (Mode 3).
Integrated protection : 6 mA ⎓
Connected and protected from the electrical panel via 1 protected dedicated line (2 dedicated lines for 2-vehicle charging station).
Off-peak control option via contactor. clock and switch (volt-free contact input 12 V⎓).
Remote ON/OFF control option (volt-free contact input 12 V⎓).

Pack	Cat. Nos	Plastic single-phase charging stations - Mode 3
		IP 44 - IK 08 Wall mounting charging stations to be equipped with pedestal Cat.No 0 590 52 for fixing to the ground **3,7/4,6 kW - 16/20 A**
1	0 580 00	For charging 1 vehicle
		7,4 kW - 32 A Power adjustment option: - 3,7/4,6/5,7/7,4 kW - 16/20/25/32 A
1	0 580 01	For charging 1 vehicle
		Plastic three-phase charging station - Mode 3 IP 44 - IK 08 Wall mounting charging station to be equipped with pedestal Cat.No 0 590 52 for fixing to the ground **22 kW - 32 A** Power adjustment option: - 11/15/18/22 kW - 16/20/25/32 A
1	0 580 02	For charging 1 vehicle

Pack	Cat. Nos	Plastic single-phase charging stations - Mode 3
		IP 44 - IK 08 Wall mounting charging stations to be equipped with pedestal Cat.No 0 590 52 for fixing to the ground **3.7/4.6 kW - 16/20 A**
1	0 590 05	For charging 1 vehicle
		7.4 kW - 32 A Power adjustment option: - 3.7/4.6/5.7/7.4 kW - 16/20/25/32 A
1	0 590 06	For charging 1 vehicle
		Plastic three-phase charging station - Mode 3 IP 44 - IK 08 Wall mounting charging stations to be equipped with pedestal Cat.No 0 590 52 for fixing to the ground **22 kW - 32 A** Power adjustment option: - 11/15/18/22 kW - 16/20/25/32 A
1	0 590 07	For charging 1 vehicle

Red catalogue number: new product

Whilst most items are stock lines some products are made to order.

Green'up™ Premium charging stations (Metal)

For electric vehicle charging

With integrated 6 mA = protection

With power adjustment function

0 590 43 + 0 590 53 0 590 43 + 0 590 54

mode 3

UNIVERSAL TYPE 2 SOCKET

Technical characteristics and wiring diagrams **p. 46 - 49**
Dimensions **(p. 46 - 49)**

For charging all electric vehicles (equipped with single-phase and three-phase chargers) and plug-in hybrids in Mode 3 in complete safety.
Compliant with standards IEC 61851-1 and 61851-22.
Charging station power can be adjusted with adapted protection devices and power supply circuits. Local wireless communication via embedded Bluetooth for configuration and control of charging station via smartphone or tablet using the IOS or Android compatible app.
Available functions: changing station status. daily charging program. charging station activation/deactivation. power management. firmware updates.
Application additional functions: weekly changing program. consumption monitoring.
Integrated communication kit for remote wireless IP communication.
Integrated RFID encoder reader for identification via RFID badge and communication kit for remote management by CPO.
Equipped with:
- a 3P+N+E (T2S) Type 2 socket with blanking plates (single-phase or three-phase operation) with pilot wire (Mode 3).
Integrated protection : 6 mA ⎓
Connected and protected from the electrical panel via 1 protected dedicated line (2 dedicated lines for 2-vehicle charging station).
Off-peak control option via contactor. clock and switch (volt-free contact input 12 V⎓).
Remote ON/OFF control option (volt-free contact input 12 V⎓).

Pack	Cat. Nos	
		Metal single-phase charging stations - Mode 3 **7.4 kW - 32 A** Power adjustment option: - 3.7/4.6/5.7/7.4 kW - 16/20/25/32 A
1	0 580 43	For charging 1 vehicle
1	0 580 44	For charging 2 vehicles simultaneously
		Metal three-phase charging stations - Mode 3 IP 55 - IK 10 Must be equipped with the following for: - wall mounting version: a wall mounting kit supplied with a metal front cover Cat.No 0 590 53 - free standing version: a mounting pedestal supplied with a metal front cover Cat.No 0 590 54 **22 kW - 32 A** Power adjustment option: - 11/15/18/22 kW - 16/20/25/32 A
1	0 580 48	For charging 1 vehicle
1	0 580 49	For charging 2 vehicles simultaneously

Red catalogue number: new product

Green'up™ Premium charging stations

Equipment for wall mounting or fixing to the ground

0 590 52

Dimensions **(p. 46 - 49)**

Pack	Cat. Nos	Equipment for mounting charging stations on the wall or fixing to the ground
		For plastic charging stations
1	0 590 52	Pedestal for fixing plastic charging stations to the ground Option to integrate Plexo³ boxes Cat.No 0 019 04/06/08(4 to 16 modules) for the protection devices
		For metal charging stations
1	0 590 53	Wall mounting kit with metal front cover
1	0 590 54	Pedestal for fixing metal charging stations to the ground Supplied with metal front cover Option to integrate protection devices on plates or rail chassis (dimensions equivalent to Atlantic box 600 x 400 mm)

Green'up™ Premium charging stations

Communication options

Identification via RFID badge
0 590 59 + 0 590 56

0 767 11

Pack	Cat. Nos	Communication kit
1	0 590 56	For controlling functions embedded in the charging station and configuring the charging station remotely from a smartphone or PC via IP (RJ 45) or Wi-Fi Access control: for association with centralised readers Cat.No 0 767 04 or standalone readers via the Wiegand protocol **IP communication** For connecting the charging station to the installation's IP network and ensuring its compatibility with the following protocols: - OCPP 1.6 and 2.0 - MODBUS RS 485 (one MODBUS address per single charging station and two MODBUS addresses per double charging station)
		RFID reader
1	0 590 59	RFID system (identification via RFID badge, integrated RFID encoder reader) available on metal charging stations with communication kit Cat.No 0 590 56 Supplied with 1 badge to be activated Additional badges to be ordered separately ISO format Mifare Classic technology Cat.No 0 767 11/12/13
		13.56 MHz badges for badge readers
		ISO format badges
1	0 767 11	Dim. 50 x 80 mm 13.56 MHz Mifare contactless badge
		Energy management multi-support web servers
		Allow remote configuration, test, control and visualization, via a web browser on PCs, smartphones, web viewers, tablet computers, of data collected from: protection devices (DX³ add-on modules with integrated measurement control unit, DPX³ and DMX³), EMDX³ electricity meters and multi-function measuring units, CX³ energy management system and Green'up charging stations for electric vehicles. Direct IP connection
		rail mounting
		Power supply: 9 to 28 V ⎓ with the help of a single-phase switching mode power supply Cat.No 1 467 21 (see Legrand general catalog) to be ordered separately
1	4 149 47	For 10 Modbus adresses or 10 pulse modules — Number of modules: 4
1	4 149 48	For 32 Modbus adresses or 32 pulse modules — Number of modules: 4
		Fixing on plate
1	4 149 49	For 255 Modbus adresses or 255 pulse modules

Whilst most items are stock lines some products are made to order.

Green'up™ Premium charging stations with integrated DC protection for electric vehicle charging

Installation principle

Single-phase charging stations - Mode 3

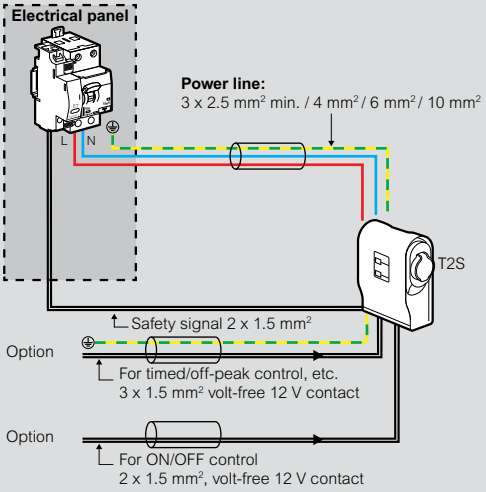

Cat.No	0 580 00 / 0 590 05		0 580 01 / 0 590 06			
Power setting (kW)	3.7	4.6	3.7	4.6	5.8	7.4
Charging station rating (A)	16	20	16	20	25	32
Power line protection rating	20 A, C curve	25 A, C curve	20 A, C curve	25 A, C curve	32 A, C curve	40 A, C curve
RCD	30 mA Type A		30 mA Type A			
Recommended Power line protection RCBO (6000/10 kA)	4 188 94	4 188 95	4 188 94	4 188 95	4 188 96	4 110 54
T2S line csa (mm² minimum)	2.5	4	2.5	4	6	10
Shunt trip / safety signal	4 062 76	4 062 76	4 062 76	4 062 76	4 062 76	4 062 76
Surge protective device	4 122 24	4 122 24	4 122 24	4 122 24	4 122 24	4 122 24

Cat.No	Current Rating	Neutral Tail Core (Conductor section)	Colour	Neutral Tail Length
418891	6A	2.5mm²	Black	0.9m
418892	10A			
418893	16A			
418894	20A			
418895	25A	4mm²		
418896	32A			

Three-phase charging stations - Mode 3

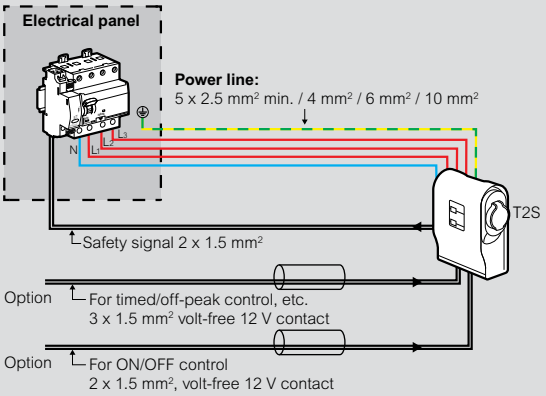

Cat.No	0 580 02 / 0 590 07			
Power setting (kW)	11	15	18	22
Charging station rating (A)	16	20	25	32
Power line protection rating	20 A, C curve	25 A, C curve	32 A, C curve	40 A, C curve
RCD	30 mA Type A			
Recommended Power line protection RCBO (6000/10 kA)	4 112 35	4 112 36	4 112 37	4 117 65 + 4 042 60
Power line csa (mm² minimum)	2.5	4	6	10
Shunt trip / safety signal	4 062 76	4 062 76	4 062 76	4 062 76
Surge protective device	4 122 25	4 122 25	4 122 25	4 122 25

Green'up™ Premium charging stations with integrated DC protection

For electric vehicle charging (continued)

Installation principle

Note: the wiring must be doubled up for a 2-vehicle charging station. The installation of a surge protective device is recommended.

Single-phase charging stations - Mode 3

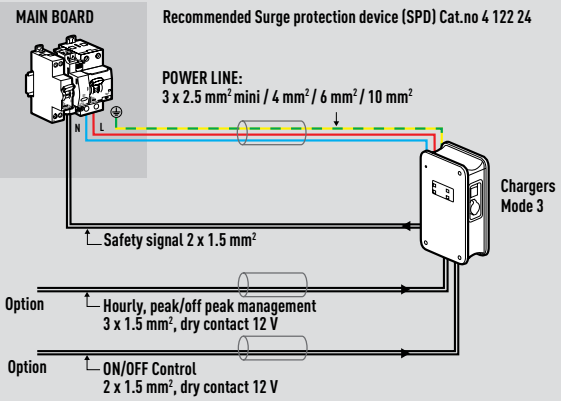

Cat.No	0 580 43/44			
Power setting (kW)	3.7	4.6	5.8	7.4
Charging station rating (A)	16	20	25	32
Power line protection rating	20 A, C curve	25 A, C curve	32 A, C curve	40 A, C curve
RCD	30 mA Type A			
Recommended power line protection RCBO (6000/10 kA)	4 188 94	4 188 95	4 188 96	4 188 96 + 4 110 54
Power line csa (mm² minimum)	2.5	4	6	10
Shunt trip / safety signal	4 062 76	4 062 76	4 062 76	4 062 76
Electronic module power supply line - protection rating	2 A, C curve	2 A, C curve	2 A, C curve	2 A, C curve
RCD	30 mA Type A			
Electronic module power supply line RCBO (6000/10 kA)	4 110 47	4 110 47	4 110 47	4 110 47
Electronic module power supply line csa (mm² minimum)	1.5	1.5	1.5	1.5
2P+E line protection	included	included	included	included
Surge protective device	4 122 24	4 122 24	4 122 24	4 122 24

Three-phase charging stations - Mode 3

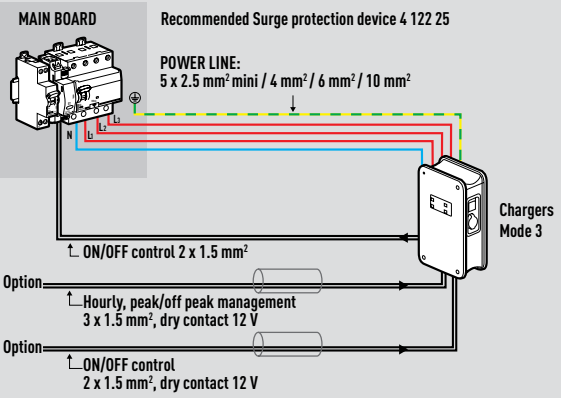

Note: The wiring must be doubled up for a 2-vehicle charging station.
The installation of a surge protective device is recommended.

Cat.No	0 580 48/49			
Power setting (kW)	11	15	18	22
Charging station rating (A)	16	20	25	32
Power line protection rating	20 A, C curve	25 A, C curve	32 A, C curve	40 A, C curve
RCD	30 mA Type A	30 mA Type A	30 mA Type A	30 mA Type A
Recommended power line protection RCBO (6000/10 kA)	4 112 35	4 112 36	4 112 37	4 117 65 + 4 042 60
Power line csa (mm² minimum)	2.5	4	6	10
Shunt trip / safety signal	4 062 76	4 062 76	4 062 76	4 062 76
Electronic module power supply line - protection rating	2 A, C curve	2 A, C curve	2 A, C curve	2 A, C curve
RCD	30 mA Type AC	30 mA Type AC	30 mA Type AC	30 mA Type AC
Electronic module power supply line RCBO (6000/10 kA)	4 110 47	4 110 47	4 110 47	4 110 47
Electronic module power supply line csa (mm² minimum)	1.5	1.5	1.5	1.5
2P+E line protection	included	included	included	included
Surge protective device	4 122 25	4 122 25	4 122 25	4 122 25

Dimensions and mounting for plastic charging stations (mm)

Wall mounting charging stations

Cat.No 0 580 00/01/02, 0 590 05/06/07

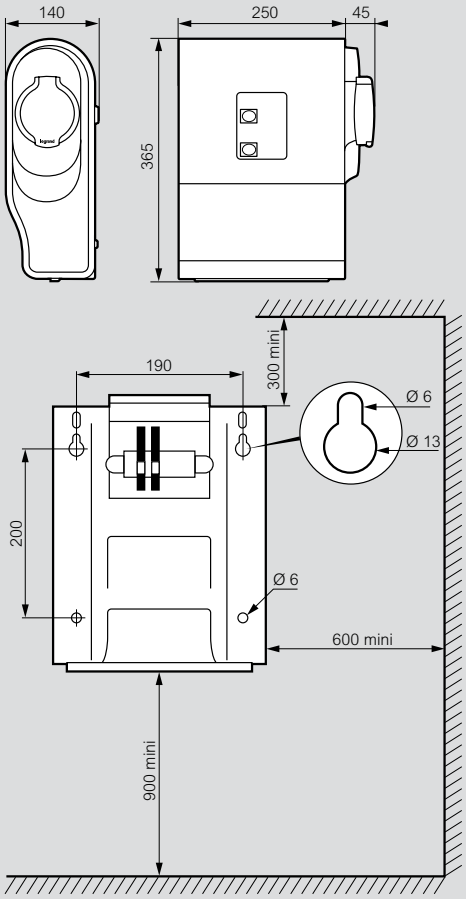

Free standing charging stations

Cat.No 0 580 00/01/02, 0 590 05/06/07 + 0 590 52

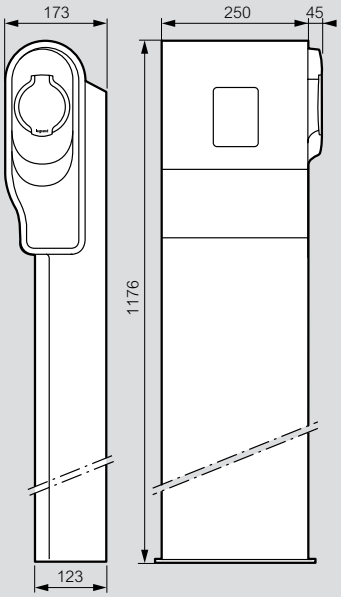

Fixing to the ground

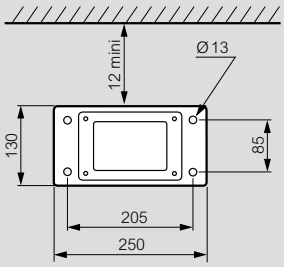

Charging stations compliant with ZE Ready 1.2 and EV Ready 1.4F specifications for construction regulations applicable to these products. ZE Ready and EV Ready are registered trademarks of Renault.

Dimensions and mounting for metal charging stations

Wall mounting charging stations with front cover

Cat.No 0 580 43/44/48/49, 0 590 53

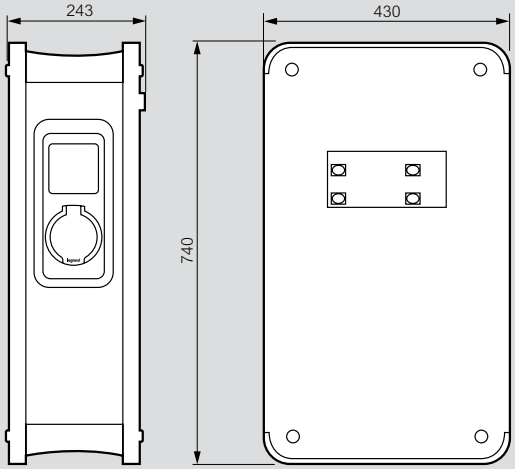

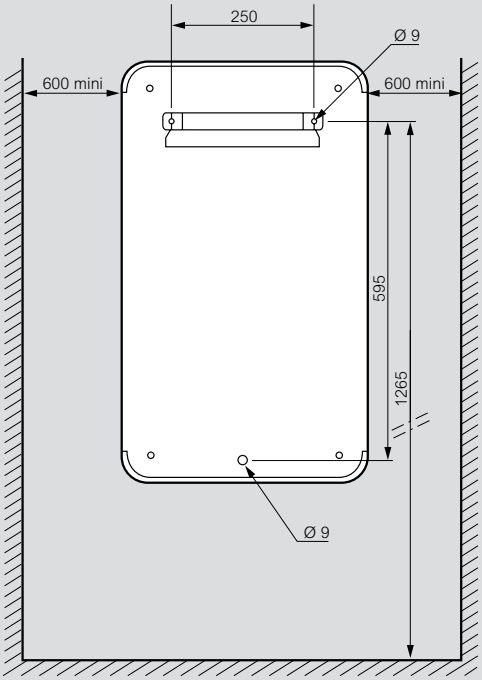

Free standing charging stations with front cover

Cat.No 0 580 43/44/48/49, 0 590 54

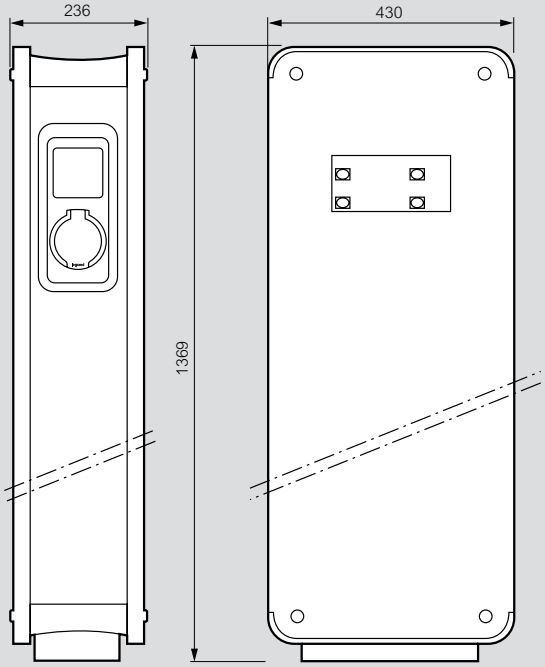

Fixing to the ground

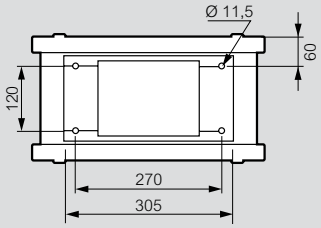

In accordance with its policy of continual improvement, the company reserves the right to modify the characteristics and design of its products without warning.

All illustrations, descriptions, dimensions, and weights indicated in this catalogue are given as a guide only and the company cannot be held liable for their accuracy.

Smart Electrical Panel CX³ & EMDX³ with Netatmo

Preparation - Connection

Add a connected contactor in a connected installation (several steps):

1/ Beforehand, to create a connected installation you must install:

Either a gateway module

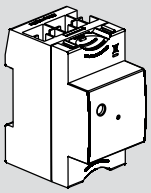

Or a connected starter pack (drawing of principle, works with any kind of "with Netatmo" connected starter pack).

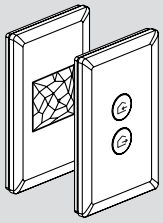

2/ Beforehand, the general circuit breaker must be turned OFF, and only after wiring step done, can be powered back ON to simultanesouly power devices and allow them to be connected to the network.

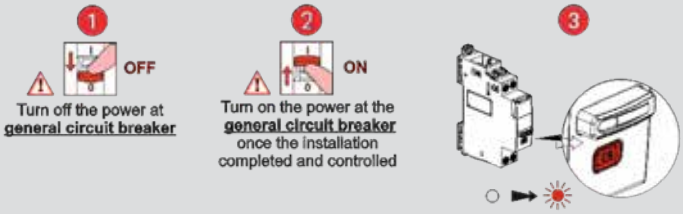

3/ Press and hold the gateway module settings button for more than 3 seconds; OR in the centre of the Home / Away wireless master switch until the LED turns green, then release the button.

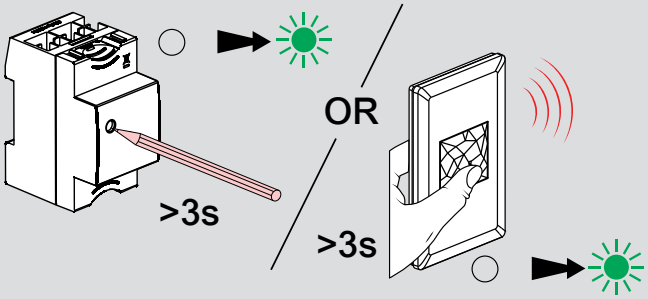

The configuration of LEDs of "... with Netatmo" devices in the installation must all light up in fixed green.

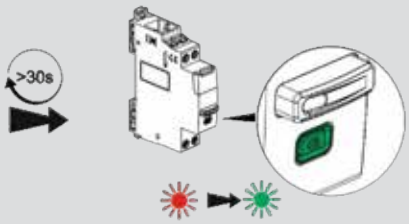

Preparation - Connection *(continued)*

Add a connected contactor in a connected installation (several steps) ***(continued):***

4/ To complete the installation, briefly press the setting button on the gatewaymodule (of in the center of the Home / Away wireless master switch) to finalize the installation.

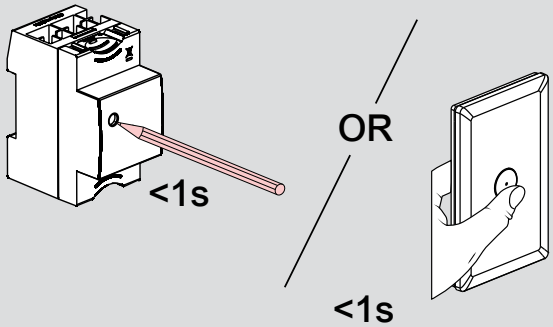

All "... with Netatmo" devices LED go OFF

Connected contactor resetting to remove it from a connected installation

Press and hold over 5 seconds on the setting button until the LED on the setting button be fixed red. It is no longer paired with the gateway module or the Home / Away wireless master switch

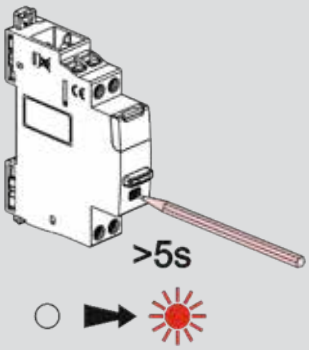

Other configurations & actions

All other features and settings such as ; scenarioes etc... are directly explained step by step in the smartphone app.

Labelling:

Circuit identification by way of a label inserted in the label holder situated on the front of the product.

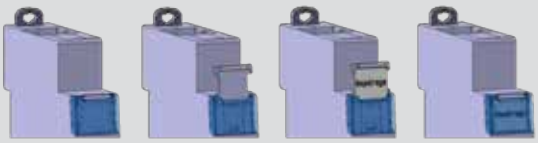

CX³ modular contactors 16A and 25A with or without handle and silent with handle

4 125 23

4 125 35

4 125 44

Range

Conventional thermal current:

Ith = 16 and 25A

Types of contact:

"NO" contact

"NC" contact

"NO + NC" mixed contact

Polarities:

2P in 1 module (17.8mm)
"2NO"
"2NC"
"NO+NC"

4P in 2 modules (35.6mm)
"4NO"
"4NC"
"2NO + 2NC"
"3NO + 1 NC"

Nominal voltage of the power circuit:

Un = 250V a.c. / 400V a.c.

Nominal voltage of the power circuit:

24V a.c. and 230V a.c.

General characteristics

Rated operating current depending on the category of use (Ie):

- AC7a or AC1 (heating): Ie = 16A or 25A depending on the catalogue numbers
- AC7b or AC3 (motor control): Ie = 10A (2.2kW for 2NO and 4kW for 4NO) for the 25A contactors and Ie = 6.5A for the 16A contactors

Rated operating voltage (Ue):

- Ue = 250V a.c. for 1 or 2P
- Ue = 400V a.c. for 3 or 4P

Dimensions

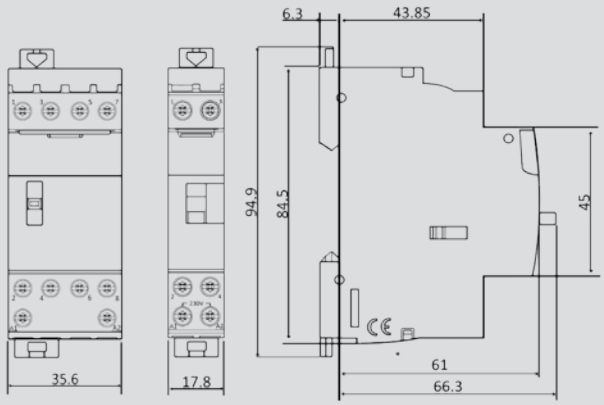

Positioning - connection

Examples of schematic diagrams:

"2 NO" contactor

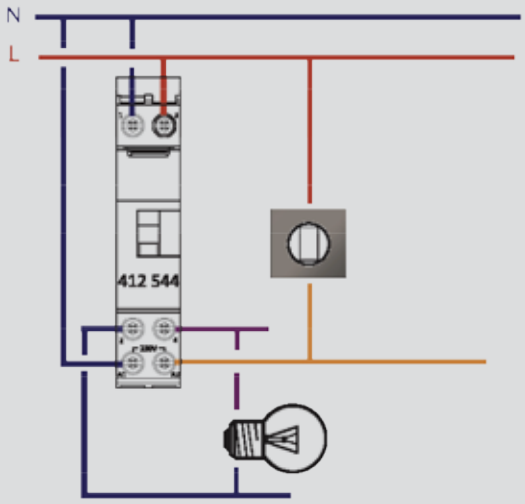

CX³ modular contactors 16A and 25A with or without handle and silent with handle

Positioning - connection

"4NO used as a 3NO" contactor

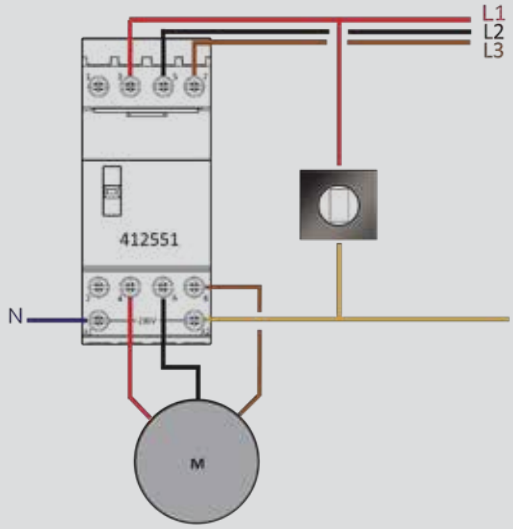

"4NO" contactor

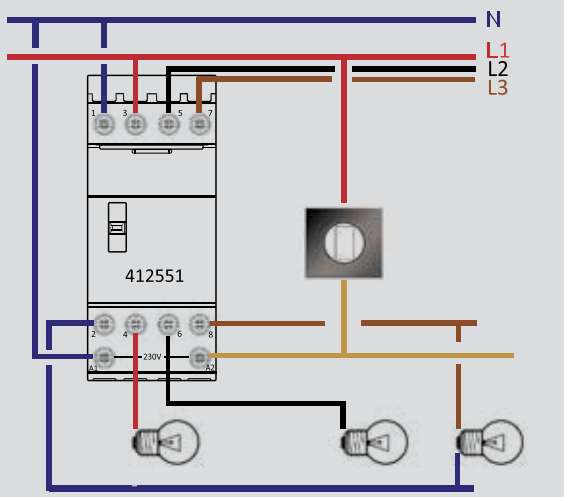

Connection:

- Screw control and power terminals:
  - Type of terminal: caged
  - Depth: 12mm
  - Capacity: 4.7 H x 4.7mm W
  - Compatible copper conductors

Rigid: 1 x (0.75 to 6mm²) or 2 x (0.75 to 2.5mm²)
Flexible without gland: 1 x (0.75 to 6mm²) or 2 x (0.75 to 2.5mm²)
Flexible with single gland: 1 x (0.75 to 6mm²)
Flexible with double gland: 2 x (0.75 to 4mm²)

  - Screw head: mixed head Pozidriv no. 1 and 4mm blade
  - Screw head: mixed M3.5
  - Min. tightening torque: 0.5Nm/max.: 1.2Nm recommended: 0.8Nm

Length of control lines:

- With 24V contactor: 330m for 1 module contactor or 100m for 2 module contactor with 1.5mm² cables
- With 230V contactor: 250m for 1 module contactor or 400m for 2 module contactor regardless of the connection cable cross section.

Control status display:

- Via orange indicator showing the presence of the control signal or the forced switch-on status
- The handle position defines the way the contactor works:
  "I" position: Forced switch on/ON
  "O" position: Forced switch off/OFF
  "Auto" position: Automatic (the contact status depends on the electrical control)

CX³ modular contactors 40A and 63A with or without handle

4 125 56

Range

Conventional thermal current:

Ith = 40 and 63A

Types of contact:

"NO" normally open contact

"NC" normally closed contact

Polarities:

Double pole in 2 module (2 x 17.8mm = 35.6mm)
"2NO"
"2NC"

Four pole in 3 modules (3 x 17.8mm = 53.4mm)
"3NO"
"4NO"
"4NC"
"3NO + 1 NC"

Rated voltage (power contacts):

Un = 250V / 400V a.c.

Rated frequency, power and control:

50/60Hz

Dimensions

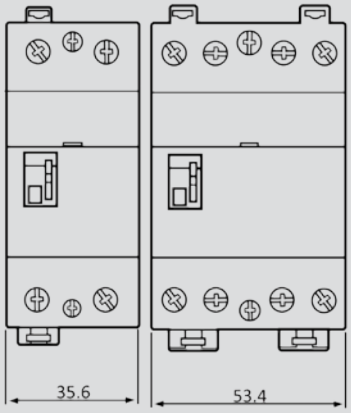

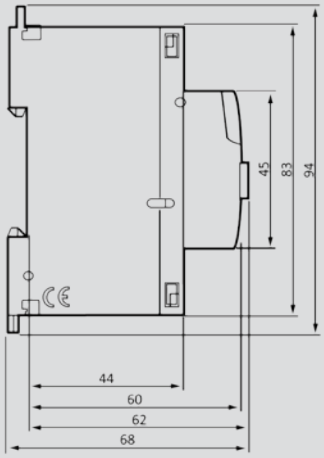

Modular changeover switches

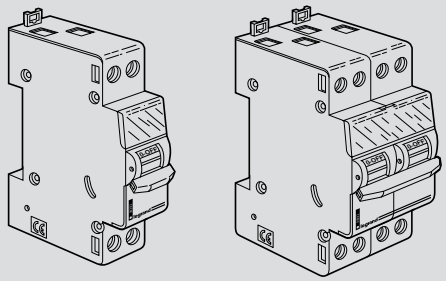

Range

2-way switch 250V a.c.
20A

Centred 2-way switch 250V a.c.
20A

Centred 2 gang 2-way switch 250V a.c.
20A

Dimensions

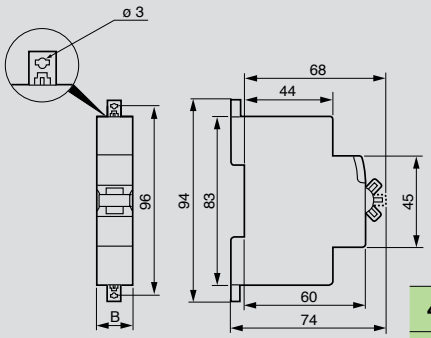

	B
4 129 00 / 4 129 02	17.7
4 129 03	35.6

Electrical characteristics

Rated current: 32A with resistive load, 20AX with fluorescent load
Rated voltage: 250V a.c.
Power dissipation per pole: 1.5W
Overvoltage category: 4kV a.c.
Dielectric strength: 2kV a.c.
Nominal frequency: 50/60Hz
AC 22: mixed loads

Related accessories

Wiring accessories
- Supply busbars
- Incoming terminals

Installation

Wiring:

Conductors permitted	
Flexible with end caps	1.5 to 4mm²
Rigid	1.5 to 4mm²
Tools required	
Flat blade screwdriver	Ø4mm
Posidrive screwdriver	Pz 1
Tightening torque	
Min.	0.8Nm
Max.	1.8Nm
Recommended	1.2Nm

Protection against direct contact: IP 2x
- Cage terminals, with combined Posidrive, releasable and captive screws
- Aligning and spacing of the terminals to allow busbar connection with other products in the range
- Each unit can be disconnected and removed independently

Marking

Circuits labelled on front face:
- with label creation software
- with electronic label printer with keypad
- with preprinted sheet of symbols



Power supply

Via the top

Analogue time switches

Load	EconoRex MT 49983	MaxiRex 4T 649917
M ~	230V a.c. 50Hz	
⊣⊢	———	
	1 x 24h	
	20A 250V a.c. μ cos φ = 1	
		-10°C to +60°C

Operation (Cat no. 49983)

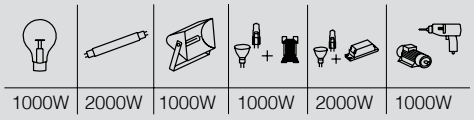

Operation (Cat no. 6 499 17)

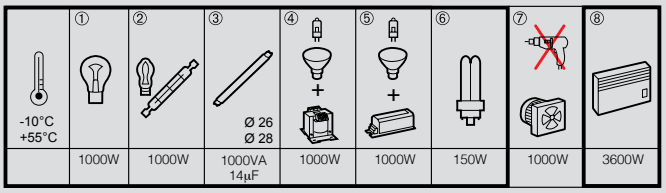

Dimensions (Cat no. 49983)

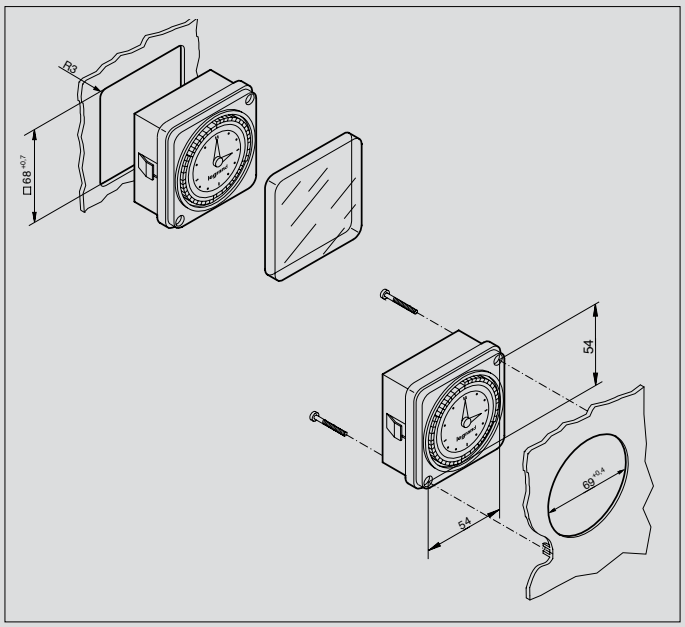

Technical characteristics (Cat no. 49983)

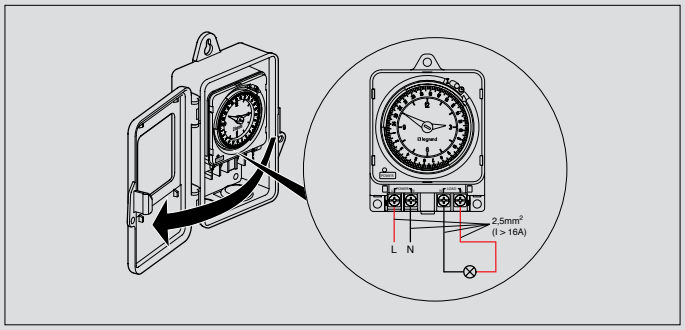

Technical characteristics (Cat no. 6 499 17)

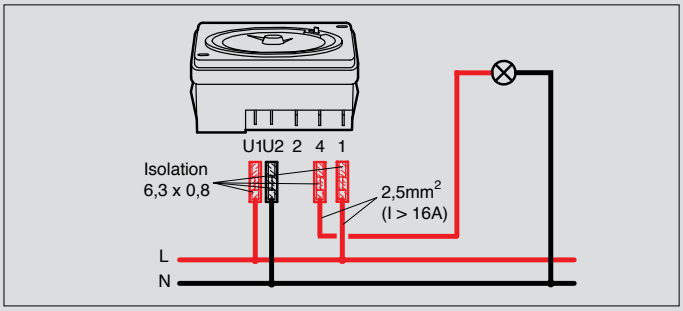

Installation

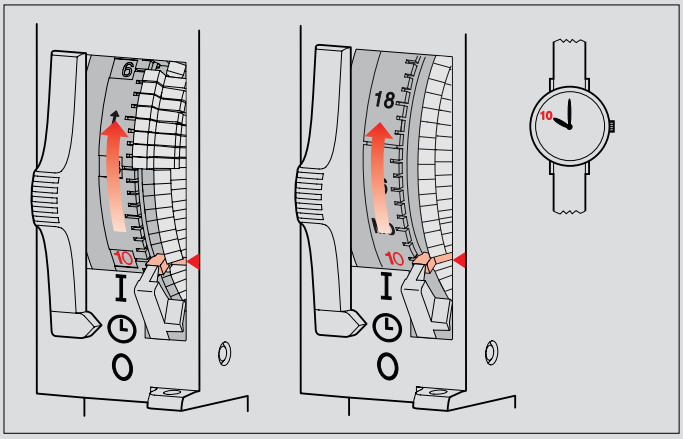

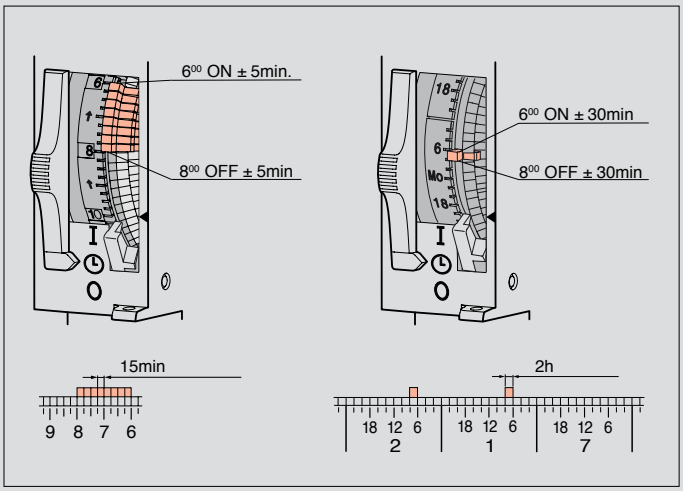

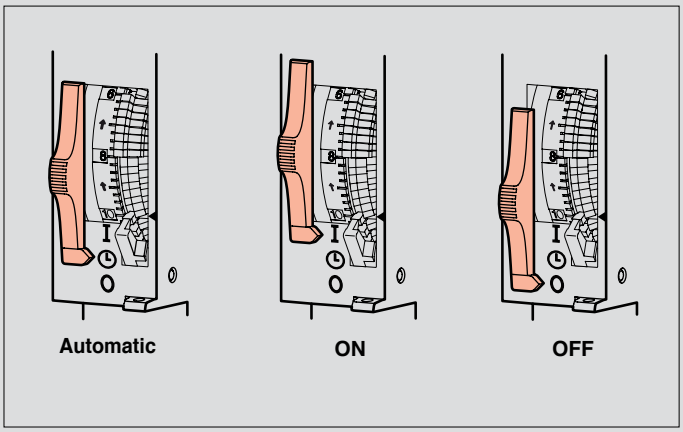

Analogue time switches

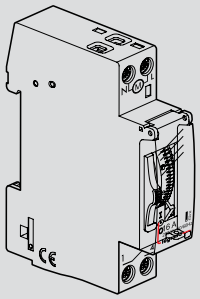

4 127 80, 4 127 90, 4 127 94

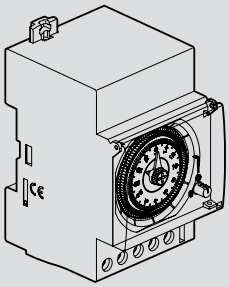

4 127 95, 4 128 12, 4 128 13

Load	MicroRex T11 4 127 80	T31 4 128 12	MicroRex QT11 4 127 90	QT31 4 128 13	MicroRex QW11 4 127 94	QW31 4 127 95	MaxiRex CQT 49754
	230V a.c. 50Hz		230V a.c. 50-60Hz				
	——		R 100h / +25°C				
P	0.85W		0.6W				0.8W
	50H		± 2 s/d +25°C				± 1 s/d +25°C
	16A/250 V~μ cos φ = 1						
	1.5 to 4mm²		1.5 to 2.5mm²		8 mm		
	- 10°C to +55°C						
	- 10°C to +60°C						
IP	30						

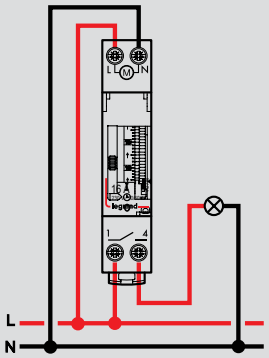

4 127 80, 4 127 90, 4 127 94

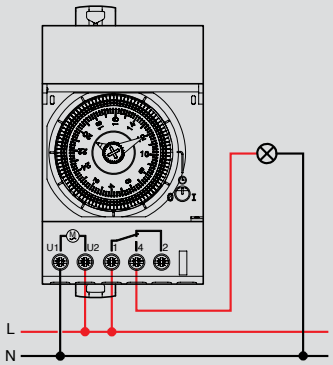

4 127 95, 4 128 12, 4 128 13

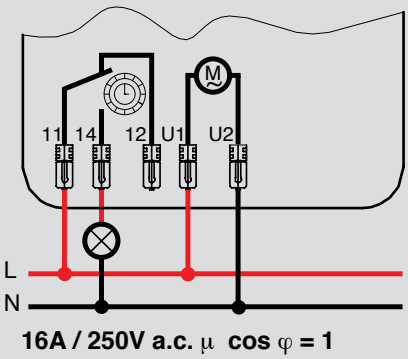

16A / 250V a.c. μ cos φ = 1

49754

Operation

R			
3680W 3600W (49754)	1400VA	1x 58W ≤ 7μF	1000W
1000W	1000W	2300W	100W

Installation

4 127 80, 4 127 90, 4 127 94

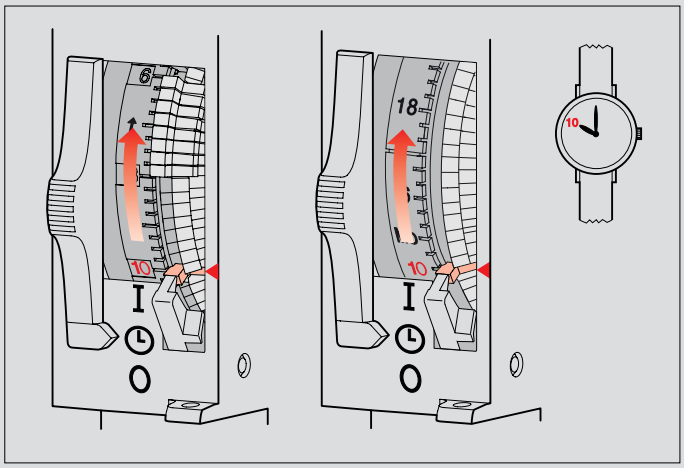

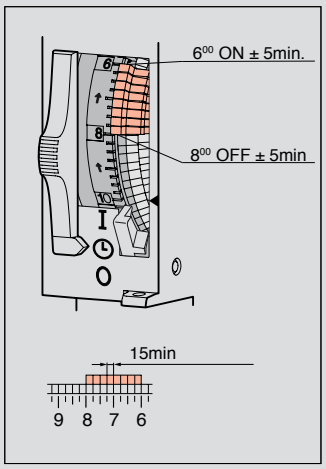

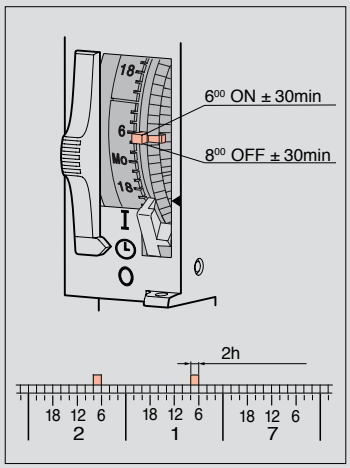

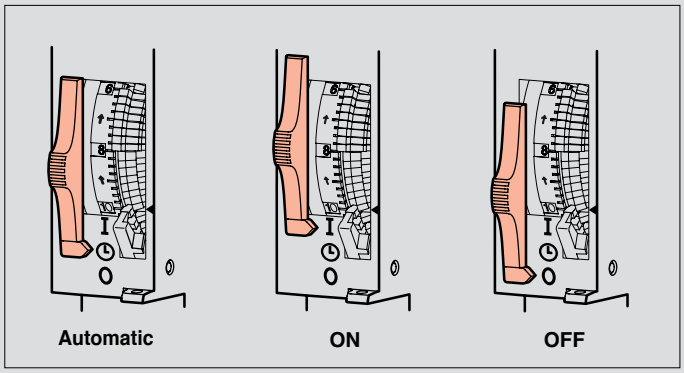

Installation

4 127 95, 4 128 12, 4 128 13

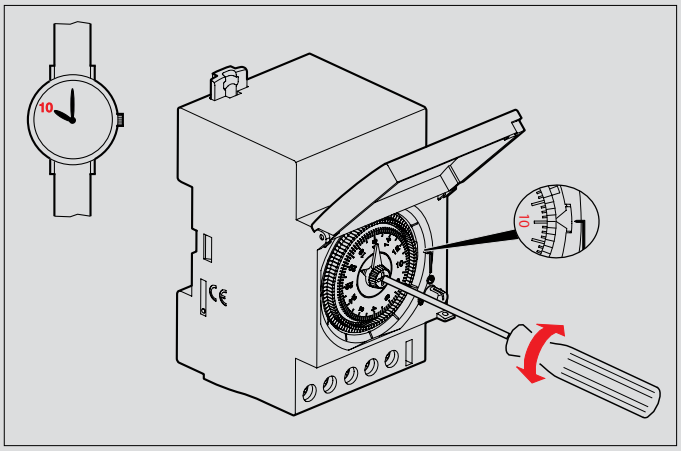

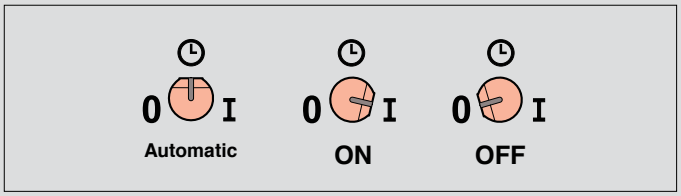

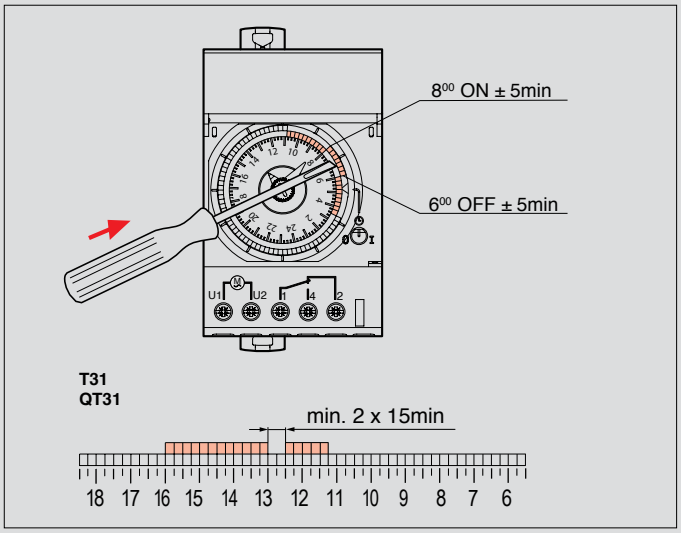

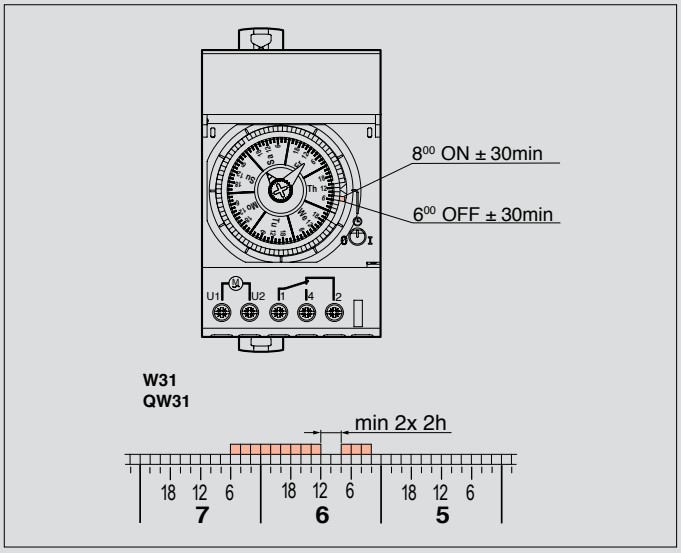

Installation

49754

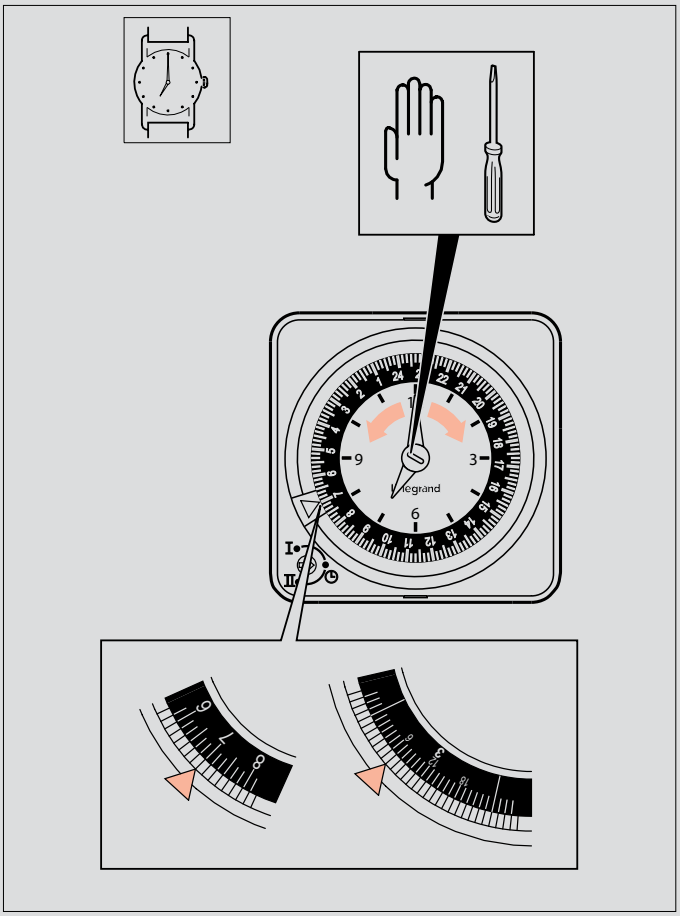

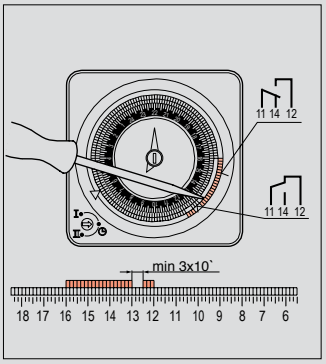

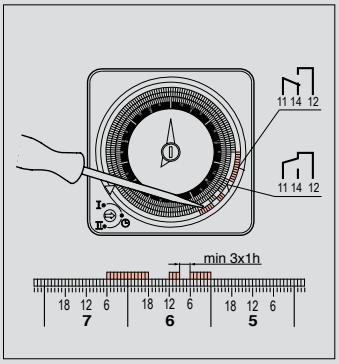

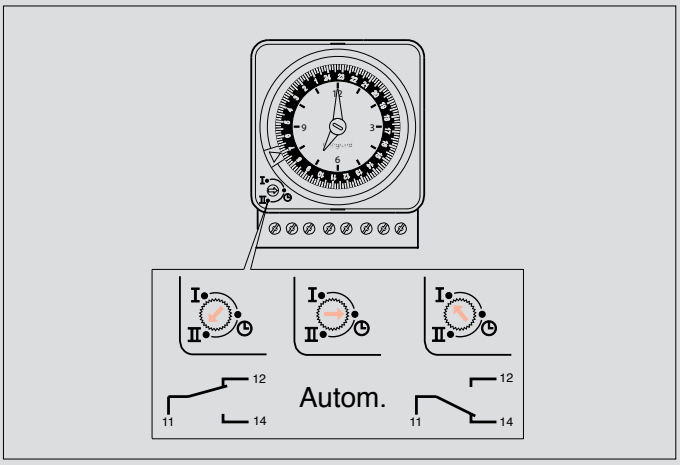

Digital time switches AlphaRex Astro weekly

04769

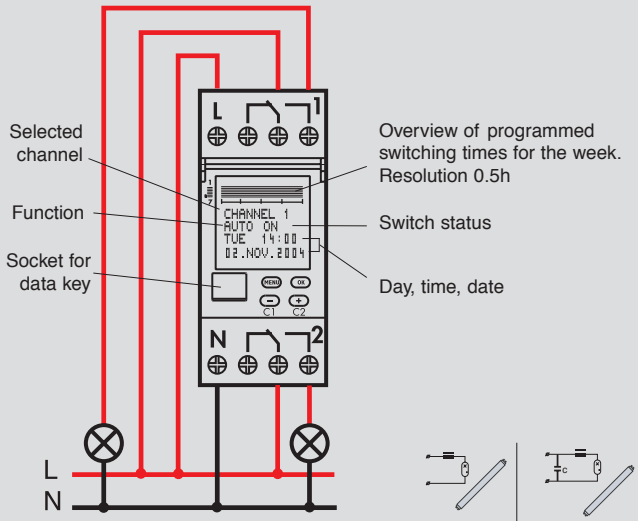

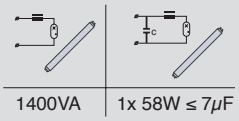

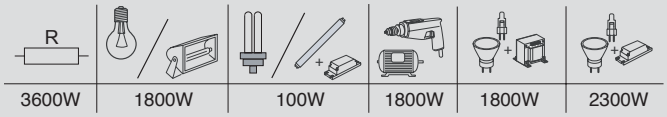

Technical characteristics

Cat no.	**04769**	
Supply voltage	24V a.c. 50/60Hz	
Power consumption	approx. 1W	
Relay output	2 changeover contact 16A 250V a.c. µ cos φ = 1	
Parallel compensation	60VA max. 7µF	
Accuracy	±0.2s/day under typical installation conditions	
	single strand	multi strand
Wire cross sections	1.5 to 4mm²	1.5 to 2.5mm²
Programs	14 per channel	
Geographical coordinates	Resolution 1°	
Battery reserve	6 years	
Storage temperature	-20°C to +60°C	
Operating temperature	-20°C to +55°C	

General information

Starting: After connection of the supply voltage, the clock starts to run with last selected function. The relay position is determined by the currently active program.

Backup battery:

- **background lighting** switched off
- **data key** READ/WRITE only via the menu

For 04769: When operated from the mains voltage, the time switch may not be used to switch protective low voltages. When operated from a protective low voltage, it may not be used to switch mains voltages.

MENU		Menu selection, back in menu, Actuation >1s = operating display
OK		Confirm a selection or accept a parameter setting
− C1	+ C2	Selection of menu item or set a parameter Channel selection

Digital time switches

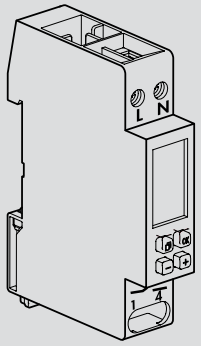

	230V a.c. 50/50Hz		
P	0.9W		
	16A/250V a.c. cos φ = 1		
Programs	28		
	±1s/d		
	1 to 4mm²	0.5 to 2.5mm²	8mm
3 V	3 years		
	- 20°C to +55°C		
	- 20°C to +60°C		

Operation

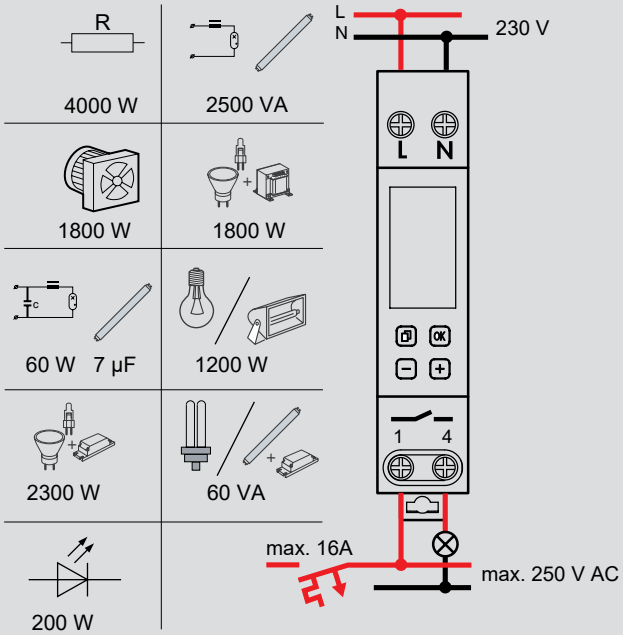

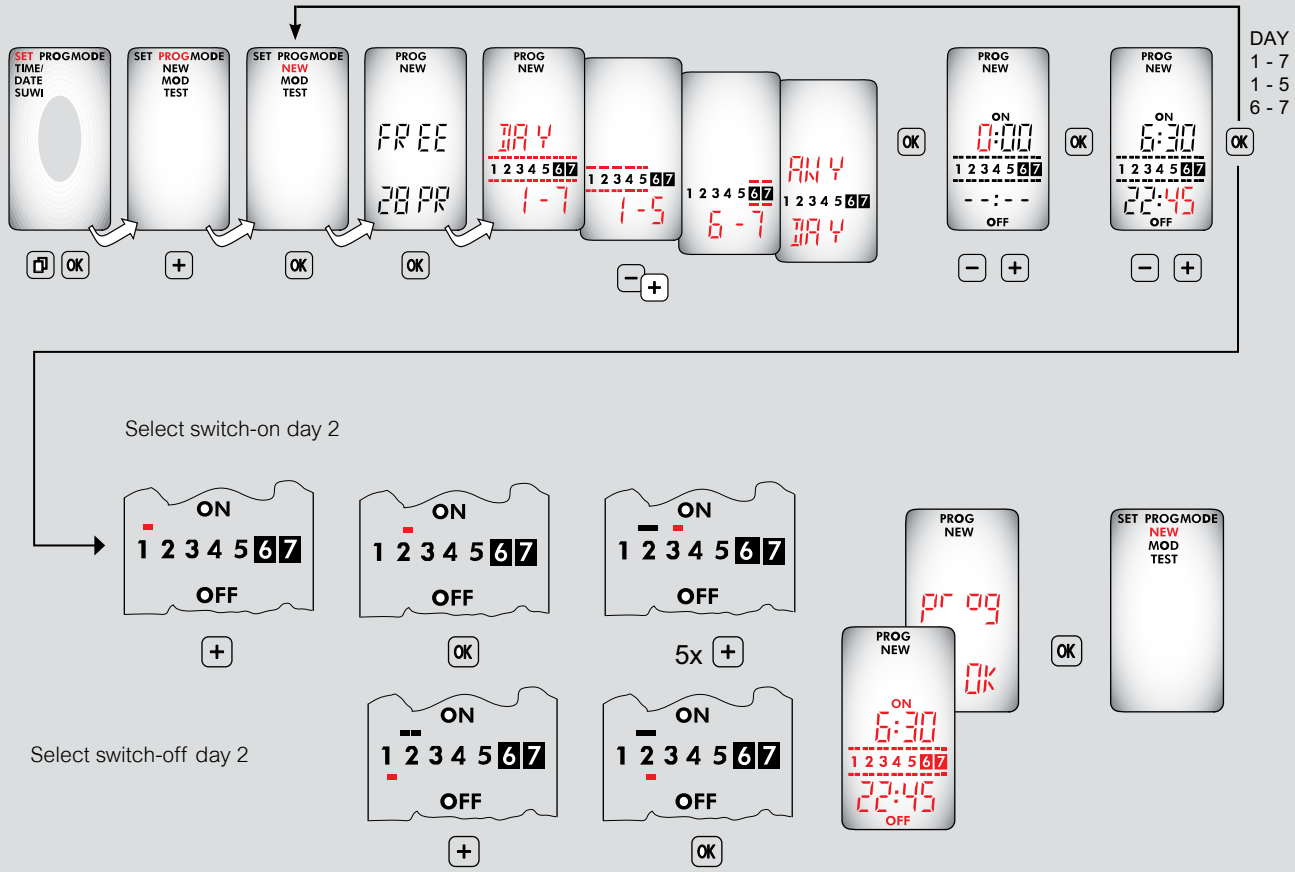

Digital time switches

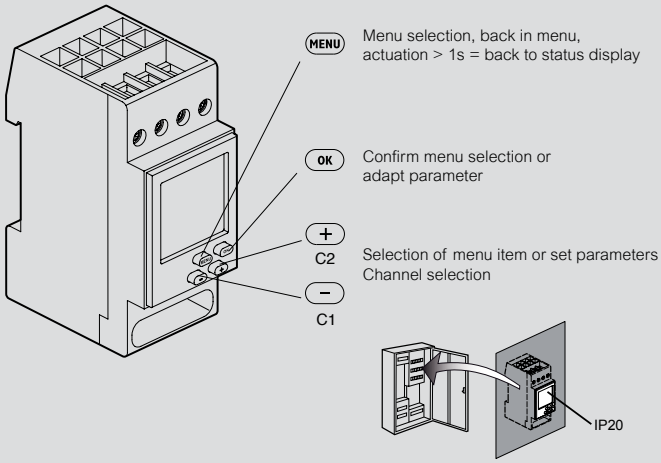

Cat no.	6 037 70	6 037 71
	230V a.c. 50/60Hz	
	1 x 16A/250V a.c. μ cos φ = 1	2 x 16A/250V a.c. μ cos φ = 1
Power consumption	0.9W	1.3W
Programs	28	14 / channel
Ganggenauigkeit	±1s/day under typical installation conditions	
	1 to 4mm²	0.5 to 2.5mm²
Battery reserve	3 years	
	- 20°C to +55°C	
	- 20°C to +60°C	

Operation

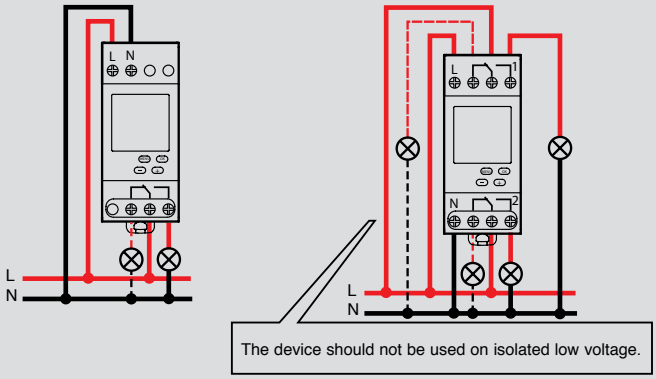

R			
3680W	2000VA	600W 7μF	2000W
2000W	2000W	2000W	1000W

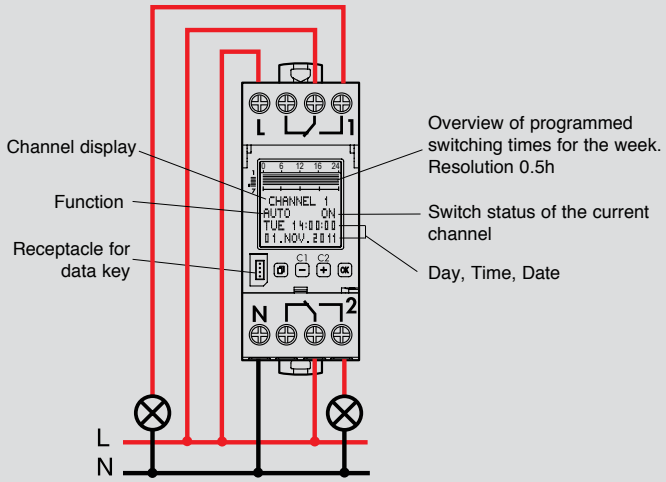

R			
3680W	2000VA	600W 7μF	2000W
2000W	2000W	2000W	1000W

General information

Starting: after applying the supply voltage, the time switch starts automatically with the last selected function. The relay position is set by the current program.

Backup battery:

- **backlighting not active**
- **data key** READ/WRITE only via the menu

For safety, when the time switch is connected to the mains supply the contact should not be used on an isolated low voltage supply and when the time switch is connected to the isolated voltage supply the contact should not be used on the mains supply.

Menu selection, back in menu, Actuation >1s = operating display

OK Confirm a selection or accept a parameter setting

C1 − C2 + Selection of menu item or set a parameter Channel selection (for 2 channel switches)

Technical characteristics

Supply voltage	230V a.c. 50/60Hz	
Power consumption	approx. 1.5W	
Relay output	2 changeover contact 16A 250V a.c. μ cos φ = 1	
Accuracy	~ 0.1s/day	
	single strand	multi strand
Wire cross sections	1.5 to 4mm²	1.5 to 2.5mm²
Programs	2 channels x 3 program types x 28 programs	
Local coordinates	Resolution 1° / 1' in EXPERT-Mode	
Battery reserve	5 years	
Storage temperature	-20°C to +60°C	
Operating temperature	-20°C to +55°C	

Digital time switches

412631 - 1 channel

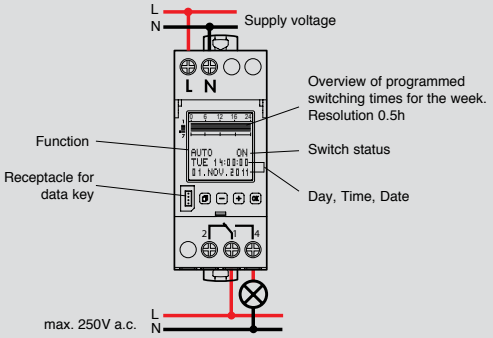

Technical characteristics

Supply voltage	230V a.c. 50/60Hz	
Effective power consumption	Approx. 1W	
Contact rating	1 changeover contact 16A 250V a.c. μ cos φ = 1	
Parallel compensation	600W max. 70μF	
Accuracy	~ 0.1s/day	
	single strand	multi strand
Terminal capacity	1.5 to 4mm²	1.5 to 2.5mm²
Programs	56	
Battery reserve	5 years	
Storage ambient	-20°C to +60°C	
Working ambient	-20°C to +55°C	
IP	20	

4 126 41 - 2 channel

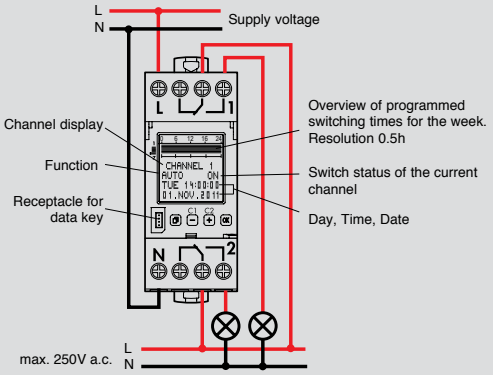

Technical characteristics

Supply voltage	230V a.c. 50/60Hz	
Consumption	1.5W	
Contact rating	2 changeover contact 16A 250V a.c. μ cos φ = 1	
Parallel compensation	600W max. 70μF	
Accuracy	~ 0.1s/day	
	single strand	multi strand
Terminal capacity	1.5 to 4mm²	1.5 to 2.5mm²
Programs	28 per channel	
Battery reserve	5 years	
Storage ambient	-20°C to +60°C	
Working ambient	-20°C to +55°C	
IP	20	

412654 - Astro with control input

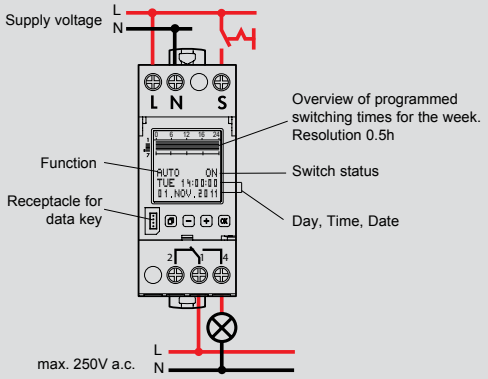

Technical characteristics

Supply voltage	230V a.c. 50/60Hz	
Consumption	1W	
Relay outputs	1 changeover contact 16A 250V a.c. μ cos φ = 1	
Accuracy	~ 0.1s/day	
	single strand	multi strand
Wire cross sections	1.5 to 4mm²	1.5 to 2.5mm²
Programs	56	
Control cable length	max. 50m	
Control signal	230V a.c./ 2mA, 120V a.c./ 2mA, 24V a.c./ 2mA	
Control pulse duration	100 to 200ms	
Delay time	0 mins to 23 hours 59 mins 59 secs	
Local coordinates	Resolution 1°/ 1' in EXPERT-Mode	
Battery reserve	5 years	
Storage ambient	-20°C to +60°C	
Working ambient	-20°C to +55°C	

Digital time switches digital multifunction

4 126 57 - AlphaRex³ D22 Astro

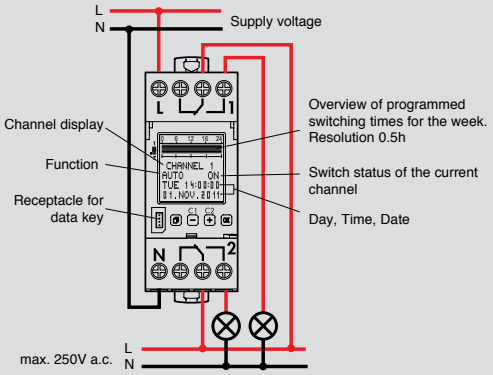

Technical characteristics

Supply voltage	230V a.c. 50/60Hz	
Consumption	1.5W	
Relay outputs	2 changeover contact 16A 250V a.c. μ cos φ = 1	
Accuracy	~ 0.1s/day	
	single strand	multi strand
Wire cross sections	1.5 to 4mm²	1.5 to 2.5mm²
Programs	2 channels x 28 programs	
Local coordinates	Resolution 1°/ 1' in EXPERT-Mode	
Battery reserve	5 years	
Storage temperature	-20°C to +60°C	
Working temperature	-20°C to +55°C	

General information (for 1 channel time switches)

Starting: after applying the supply voltage, the time switch starts automatically with the last selected function. The relay position is set by the current program.
Backup battery:
- **backlighting not active**
- **data key** READ/WRITE only via the menu

Select menu, back to main menu,
Hold down > 1s = operating display

Confirm selection or load parameters

C1 C2 Select menu options or set parameters
Channel selection

General information (for 2 channel time switches)

Starting: after applying the supply voltage, the time switch starts automatically with the last selected function. The relay position is set by the current program.
Backup battery:
- **backlighting not active**
- **data key** READ/WRITE only via the menu

For safety, when the time switch is connected to the mains supply the contact should not be used on an isolated low voltage supply and when the time switch is connected to the isolated voltage supply the contact should not be used on the mains supply.

Select menu, back to main menu,
Hold down > 1s = operating display

Confirm selection or load parameters

C1 C2 Select menu options or set parameters
Channel selection

Warning: Electrical shock - Disconnect all power from the device before dismantling the module and replacing the battery.
Always use a Li cell type battery (LiMnO2) CR2477, 3V high temperature type min +85°C

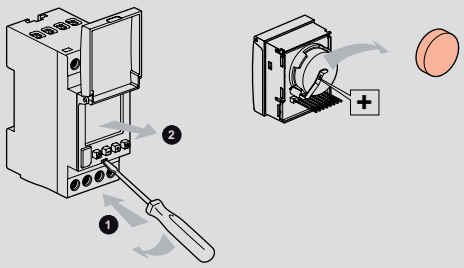

Programming transfer key - Cat no. 412872 (for Cat no. 4 126 31, 4 126 41)

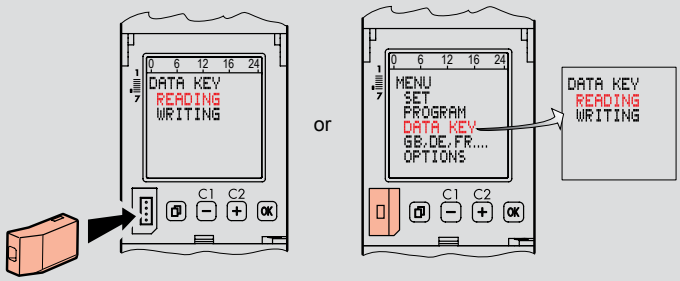

Load the programs from the data key to the time switch (READING KEY)
Warning: all programs already programmed in the time switch will be overwritten.

BLUETOOTH SET UP

The factory setting for pin code entry is PASSIVE.If the pin code is set to ACTIVE, the access code is preset to 123123.This is unless the pin code was changed in the Legrand Time-Switch app.

- **The Legrand Time-Switch app can be used to change the access code.**
- **A maximum of 8 smartphones/tablets can be simultaneously paired with a timer.**
- **If more smartphones/tablets need to be paired, the oldest pairing will be deleted.**
- **The standard time switch name (AlphaRex) can be changed using the Legrand Time-Switch app.**

If PASSIVE is selected, or after a reset, the access lock is removed. The access code set remains unchanged.

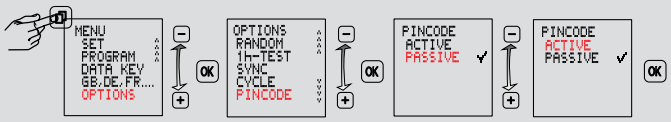

Connecting smartphones and AlphaRex³ BLE

Below are the basic instructions for pairing a smartphone with an AlphaRex³ BLE timer.

1. First install the Legrand Time-Switch app.
2. Go to the Bluetooth section of your smartphone; this is usually under Settings. Make sure Bluetooth is switched on.
3. Location services on the smartphone must be enabled; GPS does not have to be activated.
4. The AlphaRex³ BLE timer must be supplied with mains voltage.
5. Devices are now displayed within the Legrand Time-Switch app, both when uploading and when importing.
6. Select the AlphaRex³ BLE timer from the list of devices.
7. The access code is 123123.
8. Enter the access code.
9. The AlphaRex³ BLE is now paired.

Importing projects

Note! At the start of and during Bluetooth communication, the relay outputs are put into an idle state.

1. Select the AlphaRex³ model from which the project is to be imported.
2. The transfer will start automatically

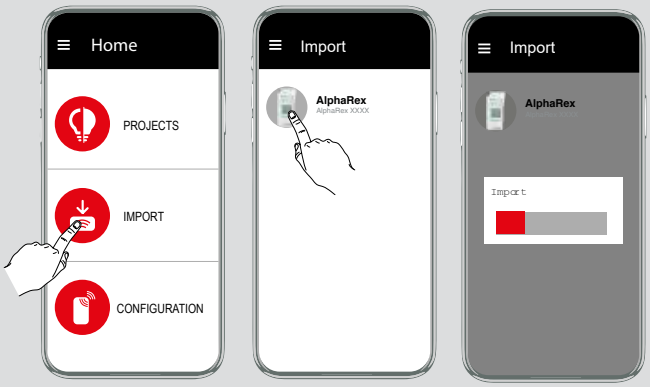

Uploading projects

Note! At the start of and during Bluetooth communication, the relay outputs are put into an idle state.

1. Make sure your smartphone has Bluetooth and positioning turned on.
2. Select a project.
3. Press the key
4. Select the AlphaRex type to which the project is to be transferred.
5. The transfer starts automatically.

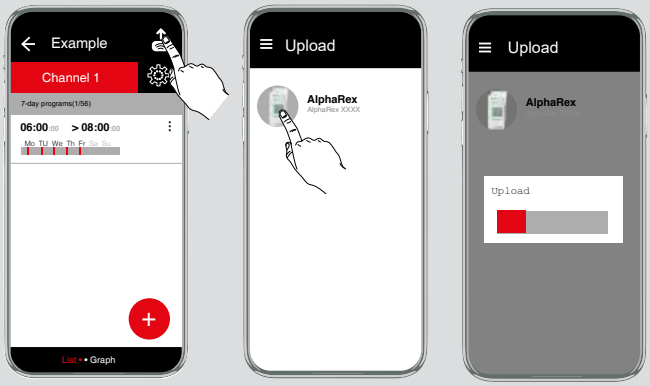

Reset

Warning!

The memory is deleted and all saved data is lost. Pin code entry is set to PASSIVE.
The access code set remains unchanged.

Hold down OK for more than 3 seconds and at the same time press and release.

The language, time, date, summertime/wintertime and switching times will have to be reentered.

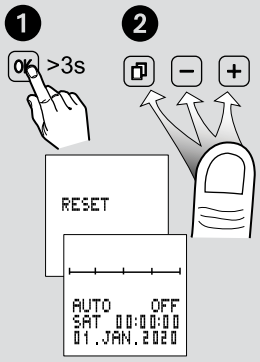

Warning!

Elektrical shock - Disconnect all power from the device before dismantling the module and replacing the battery.

Always use a Li cell type battery ($LiMnO_2$) CR2477, 3V high temperature type min +85 °C.

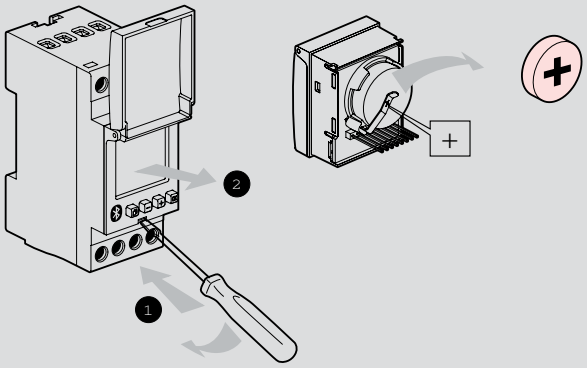

AlphaRex³ digital time switches

Technical specifications

Type	AlphaRex³ D21	AlphaRex³ D22	AlphaRex³ D21 astro	AlphaRex³ D22 astro
Nominal voltage 230V 50/60 Hz	4 126 31	4 126 41	4 126 54	4 126 57
Number of modules of 17.5mm each	2	2	2	2
Number of channels	1	2	1	2
Output	1	2	1	2
Zero-crossing switching	✓	✓	✓	✓
Switching capacity				
• **Ohmic 250V a.c. cos φ = 1**	16A	16A	16A	16A
• **Inductive 230V a.c. cos φ = 0.6**	10A	10A	10A	10A
• **Incandescent lamp load**	2000W	2000W	2000W	2000W
• **Fluorescent lamp, series compensated**	2000VA	2000VA	2000VA	2000VA
• **Energy-saving lamp**	1000W	1000W	1000W	1000W
Programs[1]	56	56	56	56
Control input with switch-off delay 0 s to 23 h 59 min 59 s			✓	
Cycle function (pulse time) min. 1 s, max. 1 h 59 min 59 s	✓	✓	✓	✓
Clock precision (typical)	~ 0.1 s/day[2]			
Running reserve	5 years			
Shortest switching step	1 s			
Operating temperature	–20 to +55 °C			
Degree of protection	IP20 (mounted in distribution board)			

[1] A program consists of a switch-on time, a switch-off time as well as days or day blocks which are assigned as "switched-on" or "switched-off"
[2] Can be set to mains synchronous operation

Connection diagram

AlphaRex³ D21

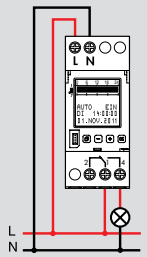

AlphaRex³ D22 astro
AlphaRex³ DY22

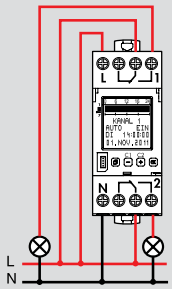

AlphaRex³ D21 astro

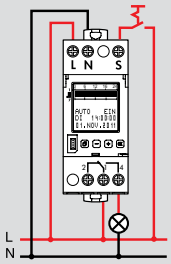

Functions

Select menu, go back while in menu
Press > 1 sec. = operating display

OK Confirm the selection or accept the parameter

\- + Select the menu item or set the parameter; for 2-channel time switches, can be used to select the channel (channel 1 – channel 2)

Brief description of programming functions

Text guidance
Guides the user through programming and setup with plain text prompts. Each step can be read on the screen, and the function that is currently active flashes. An integrated display and button light makes operation easy even in poorly lit environments.

Set language
The language selection function can be accessed using the "MENU" button. The language is set to English by default. The following languages can be selected: German, English, French, Italian, Spanish, Dutch, Portuguese*, Swedish*, Norwegian*, Finnish*, Danish*, Polish*, Czech*, Russian*, Turkish*.
*Excluding AstroRex DY64

Time, date, summer time (daylight saving time)
The time switch is preset at the factory to the current time and date. The time can be changed by selecting "MENU" + "SET".

Reset
Simultaneously pressing all buttons for more than 2 seconds deletes all data. Language, date/time, summer time (daylight saving time) and switch times must be set again.

Data key

If the supply voltage is switched on, the "KEY – READ – WRITE" menu item is automatically opened when a data key is inserted. "WRITE": Program data is written from the time switch to the key. Caution: Any data present on the key will be overwritten. "READ": Program data is written from the key to the time switch; any switching programs on the time switch are overwritten. Only one master switching program, which consists of multiple switching programs, can be saved on the time switch or on the key at a time. If the supply voltage is not connected, the "KEY – READ – WRITE" menu item is not automatically opened when a data key is inserted. The "KEY" function can still be selected from the menu even if the supply voltage is not connected.

PC programming

In addition to the easy, text-guided programming directly on the time switch, switching programs can also be created on a PC with the software program from Legrand and transferred to the time switch using a data key. A data transfer device (cat. no.: 412873) is required to transfer switching programs created on a PC to the data key. The device is connected to the PC using the USB plug. In addition to the data transfer device, we also offer a CD with the software and the necessary drivers. PC system requirements: USB port; Windows® XP, Windows® Vista, Windows® 7; approx. 40 MB of free memory.

DISTRIBUTION BOARDS & ENCLOSURES

IP65 Enclosures

P. 68
PLEXO³
IP65 Enclosures
4 to 8 Modules

Consumer Units

P. 69
Surface Mount
Consumer Units

Load Centres

P. 69
Load Centres

Weatherproof cabinets & accessories

P. 71
Atlantic IP55/
IP66 metal
cabinets

Distribution Boards

P. 75
ECO DB

FEATURED PRODUCTS

Plexo³ IP65 Enclosures
(p. 68)

GOOD DESIGN Award

Trical ECO DB
(p. 75)

P. 68
PLEXO³
IP65 Enclosures
12 to 36 Modules

P. 68
PLEXO³
IP65 Enclosures
18 to 72 Modules

P. 71
Marina IP66
polyester
cabinets

Load Centres HL

(p. 69)

PLEXO³
IP65 ENCLOSURES

IDEAL FOR A MULTITUDE OF APPLICATIONS

WITH IP65 RATING PROTECTION AND OPTIMISED DIMENSIONS, PLEXO³ ENCLOSURES CAN BE USED FOR DISTRIBUTION OF UP TO 72 MODULES.

The design of Plexo³ enclosures makes them suitable for use in outdoor and industrial applications, as well as in agricultral and photovoltaic installations.

CHARACTERISTICS

- Class II insulated enclosure
- Impact resistant reinforced polystyrene material
- IP65 - IK09
- Self-extinguishing: resistance to incandescent wire 650°C
- Conform to AS/NZS 61439.3 and IEC 62262 standards
- Colour
  - Box: light grey L750 A
  - Cover: dark grey R746 A
  - Marker holder: transparent blue
- Rated operating and insulation voltage of 400V a.c. 50/60 Hz
- 10 sizes of enclosures
  - 4 to 72 modules
  - 12 modules with 1 to 3 rows
  - 18 modules with 1 to 4 rows

Distribution enclosure and consumer units

Plexo³ IP65 enclosures and consumer units

601974

601982

601987

01301

001966

001967

Self-extinguishing: resistance to incandescent wire 650°C
AS/NZS 61439.3
IP65 - IK09
Class II insulated enclosure
Door and enclosure fully reversible
Removable chassis and faceplates from 2-row versions up
2 position rail for modular products and moulded cases
Spacing between rails 150 mm
Lockable door handle, sealable cover and faceplate
Shock-resistant polystyrene material
Box colour light grey L750A, cover colour dark grey R746A
Supplied with IP2X Earth and Neutral terminal blocks
Spare blanking plate included as a standard from 12 modules
Blanking Inserts available for direct sunlight installtion. Available on request.

Pack	Cat.Nos	Plexo³ surface mount enclosures
		Enclosures 4 to 8 Modules - IP65
1	6 019 74	4 module surface mount grey 200Hx128Wx116Dmm
1	6 019 76	6 module surface mount grey 200Hx164Wx116Dmm
1	6 019 78	8 module surface mount grey 200Hx200Wx116Dmm
		Enclosures 12 to 36 Modules - IP65
1	6 019 81	12 module surface mount grey 282Hx340Wx141Dmm
1	6 019 82	24 module surface mount grey 432Hx340Wx161Dmm
1	6 019 83	36 module surface mount grey 622Hx340Wx161Dmm
		Enclosures 18 to 72 Modules - IP65
1	6 019 85	18 module surface mount grey 282Hx448Wx141Dmm
1	6 019 86	36 module surface mount grey 432Hx448Wx161Dmm
1	6 019 87	54 module surface mount grey 662Hx448Wx161Dmm
1	6 019 88	72 module surface mount grey 822Hx448Wx161Dmm

Pack	Cat.Nos	Accessories
1	HEEPF5	Pole fillers 5 module 4x18mm and 2x9mm for consumer units
1	01955	Pack of piercing end caps 2xØ32mm, 5xØ25mm and 10xØ20mm
20	01961	Blanking plate 5 separable into modules or 1/2 module
1	01966	Keylock no 850
1	01969	Fixing lugs (set of 4 walls mounting lugs)
2	0 019 67	Joining kit
1	0 019 62	Perforted plates
1	601981-HRP	Plexo³ - Heat Reflective Panel 12m - 2mm thick - Light Grey
1	601982-HRP	Plexo³ - Heat Reflective Panel 24m - 2mm thick - Light Grey
1	601983-HRP	Plexo³ - Heat Reflective Panel 36m - 2mm thick - Light Grey
1	601985-HRP	Plexo³ - Heat Reflective Panel 18m - 2mm thick - Light Grey
1	601986-HRP	Plexo³ - Heat Reflective Panel 2 x 18m - 2mm thick - Light Grey
1	601987-HRP	Plexo³ - Heat Reflective Panel 3 x 18m - 2mm thick - Light Grey

		Surface mount consumer units with DIN-rail
		Legrand Series 1 to 9 Modules - 1 row
10	01301	1 module white IP30 140Hx30Wx72Dmm
10	01302	2 module white IP30 140Hx50Wx72Dmm
10	01304	4 module white IP30 160Hx90Wx74Dmm
5	01306	6 module white IP30 160Hx128Wx74Dmm earth connection IP2x (4x 1.5-16mm²)
1	01308	9 module white IP30 180Hx190Wx83Dmm earth connection IP2x (8x 1.5-16mm²)
		HC Series (will fit into customer equipment area on NSW meter box panel)
10	HC01S	1 module white IP20 140Hx35Wx68Dmm
6	HC02S	2 module white IP20 140Hx54Wx68Dmm
4	HC03S	3 module white IP20 140Hx72Wx68Dmm

Consumer Units, Load Centres and Multimedia Enclosures

Surface + Flush Mount Units and NBN Enclosures

HC02S

HL20F

HL30F

HL12S

HL12F

Pack	Cat. No.	Consumer units	
		HC series consumer units Will fit into customer equipment area on NSW meter box panel. Complies with AS3132, AS3000/2.21.1.2. (Separate neutral and earth bars on rear of meter box panel).	
10	HC01S	1 pole	
6	HC02S	2 pole	
4	HC03S	3 pole	
4	HC04S	4 pole	
		Legrand series consumer units	
		Capacity in modules of 17.5 mm	**Dimensions (mm) Height x Width xDepth**
10	013 01	1	140 x 30 x 72
10	013 02	2	140 x 50 x 72
10	013 04	4	160 x 90 x 74
5	013 06[1]	6	160 x 128 x 74
1	013 08[2]	(8 + 1)	180 x 190 x 83
		HM pole fillers	
1	HEEPF5	Bag of 4 x 18mm & 2 x 9mm pole fillers. Pole fillers	
1	014 91	Locking device for flush or surface mounting, supplied with 2 keys	

(1) Supplied with earth connectors IP2X 4 holes 1.5-16mm². Non sealable cover
(2) Supplied with earth connectors IP2X 8 holes 1.5-16mm². Non sealable cover

Pack	Cat. No.	HL Load Centre Enclosures
		Flush mounting double door units Complies with AS/NZS 3439.3 All supplied with neutral & earth bars, labels, accessories and DIN rail. Features 2 front doors for easy, internal access. Generous space for ease of installation 100A rated capacity for all installation requirements. Indoor use only 1 Year Warranty
1	HL20F	20 pole flush enclosure 300(W) x 385(H) x 95(D) mm
1	HL30F	30 pole flush enclosure 335(W) x 430 (H) x 110(D) mm
1	HL30FM	30 Pole flush enclosure with meter board 335(W) x 430(H) x 110(D) mm
1	HL40F	40 pole flush enclosure 455(W) x 530(H) x 110(D) mm
	HL40FMC	40 pole flush enclosure with meter & distribution board 455(W) x 530(H) x 110(D) mm
		Flush mounting single door unit All supplied with door, neutral & earth bars, labels, accessories and DIN rail
1	HL12F	12 pole flush enclosure 315(W) x 305(H) x 90(D) mm
1	HEE18F	18 pole flush enclosure 392(W) x 223 (H) x 71(D) mm
1	HL24F	24 pole flush enclosure 315(W) x 430(H) x 90(D) mm
1	HL36F	36 pole flush enclosure 315(W) x 555(H) x 90(D) mm
1	HL48F	48 pole flush enclosure 315(W) x 680(H) x 90(D) mm
		Above dimensions are cut-out dimensions
		Surface mounting single door unit All supplied with door, neutral & earth bars, labels, accessories and DIN rail
1	HL12S	12 pole flush enclosure 318(W) x 240(H) x 109(D) mm
1	HEE18S	18 pole flush enclosure 383(W) x 214(H) x 104(D) mm
1	HL24S	24 pole flush enclosure 318(W) x 380(H) x 109(D) mm
1	HL36S	36 pole flush enclosure 318(W) x 505(H) x 109(D) mm
1	HL48S	48 pole flush enclosure 318(W) x 630(H) x 109(D) mm

Whilst most items are stock lines some products are made to order.

IP65 & Beyond Enclosures

Plexo³ enclosures

Solutions for multiple applications

GOOD DESIGN Award

The design of Plexo³ IP65 enclosures makes them suitable for use in commercial or industrial applications, as well as in public and high rise buildings.

Plexo³ enclosures are available from 4 to 36 modules, and are supplied with IP2X earth and neutral terminal blocks.

Enclosures for all corrosive environments

Designed in fibreglass reinforced polyester, these enclosures are particularly suitable for corrosive environments: marine, petrochemical, food processing industries and provide excellent UV resistance.

Marina enclosures

For more information on the Marina enclosures please contact your local Legrand representative.

Atlantic, Atlantic food industry and Marina: cabinets and equipment selection chart

EXTERNAL DIMENSIONS 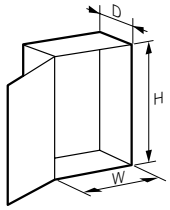				ATLANTIC CABINETS		ATLANTIC STAINLESS STEEL CABINETS	MARINA CABINETS	
				METAL IP 66 - IK 10 (1 door) IP 55 - IK 10 (2 doors)		STAINLESS STEEL 304L IP 66 - IK 10 (1 door) IP 55 - IK 10 (2 doors)	POLYESTER - IP 66 - IK 10	
				RAL 7035 supplied with plain plate	RAL 7035 with glass door	304L	RAL 7035	RAL 7035 with glass door
Shapes	H (mm)	W (mm)	D (mm)					
	300	200	160	0 369 10[1]		0 352 00[7]	0 362 50	
	400	300	160	0 369 12[1]				
	500	400	160	0 369 13[1]				
	400	300	200	0 369 17	0 369 27	0 352 01	0 362 51	0 362 71
	500	400	200	0 369 18	0 369 28	0 352 02	0 362 52	0 362 72
	600	400	200	0 369 19	0 369 29	0 352 03		
	600	500	200	0 369 20				
	700	500	200	0 369 21				
	500	400	250	0 369 25				
	600	400	250	0 369 26	0 369 36	0 352 05	0 362 55	0 362 75
	700	500	250	0 369 30	0 369 40	0 352 06	0 362 56	0 362 76
	800	600	250	0 369 31	0 369 41			
	1000	600	250	0 369 32				
	1000	800	250	0 369 33				
	800	600	300	0 369 37	0 369 47	0 352 11	0 362 61	0 362 81
	1000	600	300	0 369 38	0 369 48			
	1000	800	300	0 369 39	0 369 49	0 352 13	0 362 63	0 362 83
	1200	600	300	0 369 42				
	1200	800	300	0 369 43		0 352 14	0 362 64	0 362 84
	800	600	400	0 369 44				
	1000	800	400	0 369 45				
	1200	800	400	0 369 46	0 369 56			
	1400	800	400	0 369 50	0 369 60	0 352 15		
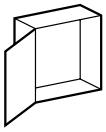	300	300	160	0 369 51[1]				
	300	300	200	0 369 55				
	400	400	200	0 369 57				
	500	500	200	0 369 59				
	500	500	250	0 369 62		0 352 55		
	600	600	250	0 369 64	0 369 74			
	800	800	300	0 369 68				
	600	600	400	0 369 72				
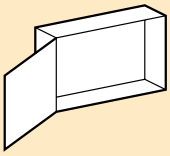	300	400	160	0 369 11[1]				
	300	400	200	0 369 75				
	400	600	200	0 369 76				
	400	600	250	0 369 77				
	600	800	300	0 369 78[2]				
	600	1000	300	0 369 79[2]				
	800	1000	300	0 369 80[2]				
	1000	1200	300	0 369 81[2]				

1: Without cable entries plate - 2: 2 doors - 3: Usable area: 800 x 640 mm - 4: Crosspieces to be cut (2 m height) can be used for cabinets width 1000 and 1200
7: Supplied with plain plate

EQUIPMENT										
Plain plates	Lina 12.5 plates	Perforated plates Lina 25	Sectionned uprights Lina 25	Crosspieces rils 3	Insulated modular chassis	Metal internal doors	Insulating internal doors (+ Cat.No 0 363 69 for mounting on Atlantic metal cabinets)	Roofs	Plinths	IP 55 Cabstop plate Direct mounting on Atlantic cabinet opening[5]
0 360 49[M] 0 360 50[A]	0 360 00[A] 0 360 01[M]	0 360 07[A] 0 360 99[M]	0 361 50[A]							
0 360 52	0 360 04	0 360 12	0 361 51	0 367 80		0 363 15[A]	0 363 59[A][M]			
	0 360 09	0 360 15	0 361 52	0 367 81		0 363 16[A]	0 363 60[A]			
0 360 52	0 360 04	0 360 12	0 361 51	0 367 80	0 361 01[6]	0 363 15[A][6]	0 363 59[A][M][6]	0 365 51[A][6]		0 364 94
	0 360 09	0 360 15	0 361 52	0 367 81	0 361 02	0 363 16[A]	0 363 60[A][M]	0 365 52[A]		0 364 95
0 360 56	0 360 22	0 360 16	0 361 53	0 367 81		0 363 17[A]	0 363 61[A][M]	0 365 52[A]		0 364 95
0 360 84			0 361 53	0 367 82				0 365 67[A]		0 364 95
0 360 58	0 360 31	0 360 18	0 361 54	0 367 82		0 363 18[A]	0 363 62[A][M]	0 365 67[A]		0 364 95
	0 360 09		0 361 52	0 367 81		0 363 16[A]	0 363 60[A][M]	0 365 53[A][6]		0 364 95
0 360 56	0 360 22	0 360 16	0 361 53	0 367 81	0 361 03(6)	0 363 17[A]	0 363 61[A][M][6]	0 365 53[A][6]		0 364 95
0 360 58	0 360 31	0 360 18	0 361 54	0 367 82	0 361 05	0 363 18[A]	0 363 62[A][M]	0 362 93[M] 0 365 64[A]		0 364 96
	0 360 33	0 360 19	0 361 55	0 367 83		0 363 19[A]	0 363 63[A][M]	0 365 54[A]		0 364 97
0 360 54	0 360 40	0 360 23	0 361 56	0 367 83		0 363 20[A]		0 365 54[A]		0 364 97
0 360 61	0 360 42	0 360 21	0 361 56	0 367 84		0 363 21[A]	0 363 63[A][M]			0 364 97
	0 360 33	0 360 19	0 361 55	0 367 83	0 361 06[6]	0 363 19[A]	0 363 63[A][M][6]	0 362 94[M] 0 365 56[A][6]	0 362 91[M] 0 363 00[A][6]	0 364 97
0 360 54	0 360 40	0 360 23	0 361 56	0 367 83		0 363 20[A]		0 365 56[A]	0 363 00[6]	0 364 97
0 360 61	0 360 42	0 360 21	0 361 56	0 367 84	0 361 09[6]	0 363 21[A]	0 363 64[A][M][6]	0 362 95[M] 0 365 57[A][6]	0 362 92[M] 0 363 01[6]	0 364 97
0 360 85			0 361 58	0 367 83		0 363 22[A]			0 363 00	0 364 97
0 360 64	0 360 46	0 360 87	0 361 58	0 367 84	0 361 10	0 363 23[A]	0 363 65[A][M]	0 362 95[M] 0 365 57[A]	0 362 92 0 363 01	0 364 97
	0 360 33	0 360 19	0 361 55	0 367 83		0 363 19[A]	0 363 63[A][M]	0 365 56[A]		0 364 97
0 360 61	0 360 42	0 360 21	0 361 56	0 367 84		0 363 21[A]	0 363 63[A][M]			0 364 97
0 360 64	0 360 46	0 360 87	0 361 58	0 367 84		0 363 23[A]	0 363 65[A][M][3]			0 364 97
0 360 67	0 360 75	0 360 90	0 361 59	0 367 84						0 364 97
0 360 69	0 360 02	0 360 91	0 361 50	0 367 80						
0 360 69	0 360 02	0 360 91	0 361 50	0 367 80				0 365 51[A]		0 364 94
0 360 70	0 360 05	0 360 92	0 361 51	0 367 81				0 365 52[A]		0 364 95
0 360 71	0 360 14	0 360 93	0 361 52	0 367 82				0 365 67[A]		0 364 95
0 360 71	0 360 14	0 360 93	0 361 52	0 367 82				0 365 64		0 364 96
0 360 57	0 360 24	0 360 17	0 361 53	0 367 83				0 365 54[A]		0 364 97
0 360 60	0 360 34	0 360 20	0 361 55	0 367 84				0 365 57[A]	0 363 01	0 364 97
0 360 57	0 360 24	0 360 17	0 361 53	0 367 83						0 364 97
0 360 52	0 360 04	0 360 11	0 361 50	0 367 81						
0 360 52	0 360 04	0 360 11	0 361 50	0 367 81				0 365 52[A]		0 364 95
0 360 56	0 360 22	0 360 13	0 361 51	0 367 83				0 365 68[A]		0 364 95
0 360 56	0 360 22	0 360 13	0 361 51	0 367 83				0 365 54[A]		0 364 97
	0 360 33	0 360 06	0 361 53	0 367 84				0 365 57[A]	0 363 01	0 364 97
0 360 54	0 360 40	0 360 08	0 361 53	[4]						2 x 0 364 96
0 360 61	0 360 42	0 360 94	0 361 55	[4]						2 x 0 364 96
0 360 65	0 360 47	0 360 10	0 361 56	[4]						2 x 0 364 97

5: Use kit Cat.No 0 364 98 for direct mounting on Marina cabinets - 6: Except for Atlantic food industry cabinets - (A) For Atlantic - (M) For Marina

Additional PRODUCTS

Accessories for Atlantic food industry cabinets

Hinged glass doors

Kit Cat.No 0 364 98 for mounting Cabstop plate on plain surface)

Document holders

Colring cable ties

Heat regulation

19" wall mounting chassis

Floor fixing with stands

Locking accessories

Marina enclosures RAL 7035 IP 66 - IK 10

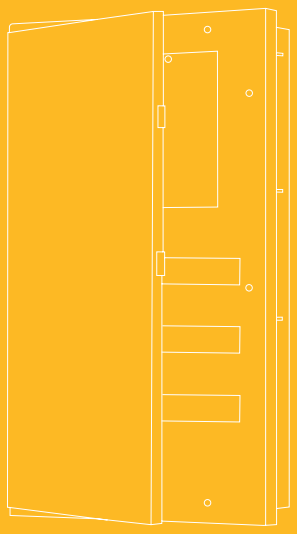

Indoor meter distribution board
Ezywire Jumbo

PART NO.	DESCRIPTION	DOOR SIZE W X H (mm)	SIZE CUT OUT W X H X D (mm)
Indoor Meter Distribution Board, Deep			
JZMP10-723D	Meter, MCB, 72 Way, 3 Row	500 x 950	500 x 950 x 90

Trical Mix and Match Price Tool - Contact us for our calculator tool. Best metering and data pricing, and all look the same.

Get lower priced quantity breaks with higher quantities (1,5, 10, 20 and 50 Save x%)

Combine Data and DB's to get lower prices

JZMP10-723D

Thank You for choosing Trical and Supporting NZ made products.
Proud contributor to your local wholesaler.

trical.co.nz



TEUBEL

Indoor meter distribution board
Ezywire Standard

PART NO.	DESCRIPTION	DOOR SIZE W X H (mm)	SIZE CUT OUT W X H X D (mm)
Indoor Meter Board: Flush Mounted, Plain Front, Standard Depth 90mm			
EZMP6-151	17 Way Meter Distribution Board	375 x 595	355 x 575 x 90
EZMP8-302	34 Way Meter Distribution Board	375 x 745	355 x 725 x 90
EZMP8-453	51 Way Meter Distribution Board	375 x 745	355 x 725 x 90

EZMP8-453

Indoor meter distribution board
Ezywire Deep

PART NO.	DESCRIPTION	DOOR SIZE W X H (mm)	SIZE CUT OUT W X H X D (mm)
Indoor Meter Board: Flush Mounted, Window, Extra Deep 140mm			
EZMP6-151D	17 Way Meter Distribution Board	375 x 595	355 x 575 x 140
EZMP8-302D	34 Way Meter Distribution Board	375 x 745	355 x 725 x 140
EZMP8-453D	51 Way Meter Distribution Board	375 x 745	355 x 725 x 140

EZMP8-302D

Contact Trical directly for more information

T +64 9 527 0072
E sales.trical@legrand.com

TRICAL
A brand of legrand

ECO DB

Versatile, Efficient, In Stock!

Your ultimate distribution solution. Easily adjustable to fit any MCB brand, available in 3 sizes with an option for metering, and a full-length horizontal DIN rail for added flexibilty.

No lead time - it's ready when you are. Simplify your install with Eco DB today!

Contact your local Legrand Representative or Trical Customer Services for further information

PART NO.	DESCRIPTION	DOOR SIZE W X H (mm)	SIZE CUT OUT W X H X D (mm)
Eco DB			
E36W100A	DB 36WAY 100AMP	450 x 900	450 x 900 x 140
E60W100A	DB 60WAY 100AMP	450 x 900	450 x 900 x 140
Eco DB + metering			
EM36W100A	DB + M 36WAY 100AMP	750 x 750	750 x 750 x 140

Thank You for choosing Trical and Supporting NZ made products.
Proud contributor to your local wholesaler.

trical.co.nz

E36W100A

E60W100A

EM36W100A

XL³ DO

CONFIGURABLE ENCLOSURES

The **new XL3-DO enclosures** provide excellent continuity of service. Impeccable safety and total flexibility thanks to a choice of customised configurations and a drawer system.

XL3-DO enclosures have been designed for **perfect synergy** with the various Legrand protection devices (Mccbs, Isolating switches, Measurement control units, etc).

Confirming to standard **IEC 61439-2.** XL3 DO enclosures also feature internal arc withstand (IEC 61641) and earthquake-resistant technology (up to AG5), which means they can be in highly critical **industrial projects.**

The wide choice of columns offers an unlimited number of XL3 DO enclosures configurations, so you can **optimise and adapt your solutions** to different types of environment. This is also beneficial when it comes to integration in any technical room.

NEW ZEALAND MADE

Global Solution,
Locally Manufactured!

trical.co.nz

Residential
HL boards

HL Load Centres

This HL Series Load Centre has been designed to meet New Zealand requirements, making it the perfect solution to keep your wiring organized and tidy. The top and bottom knock-out panels make installation a breeze, while the 2 opening front doors provide easy access to the internal space. This load centre comes complete with an earth and neutral bar, prong-type busbar, pole fillers, circuit ID labels and Earth/Neutral links.

For more information on our residential load centre range please contact your local Legrand representative.

Dimensions

Cabinets 4, 6 and 8 modules

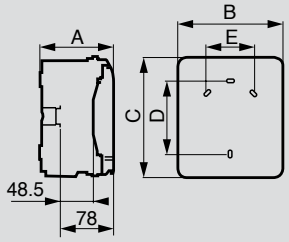

Cat no.	Dimensions (mm)				
	A	B	C	D	E
6 019 74	115.6	128	200	120	-
6 019 76	115.6	164	200	120	70
6 019 78	115.6	200	200	120	106

Cabinets 12, 24 and 36 modules

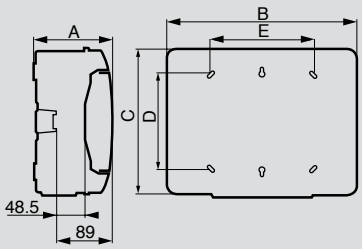

Cat no.	Dimensions (mm)				
	A	B	C	D	E
6 019 81	141	340	282	180	180
6 019 82	161	340	432	330	180
6 019 83	161	340	622	480	180

Number of knockouts on each side

Cat no.	Top/bottom			Left/right		
	Ø20mm	Ø25mm	Ø32mm	Ø20mm	Ø25mm	Ø32mm
6 019 74	2	1	-	2	-	-
6 019 76	4	1	-	2	-	-
6 019 78	6	1	-	2	-	-
6 019 81	7	2	2	-	-	2
6 019 82	13	2	2	-	-	3
6 019 83	13	2	2	-	-	4

Direct piercing end caps

Cat no.	Type	Number of end caps per pack	Ø	
			Min. (mm)	Max. (mm)
01955	ISO 20	10	4	13
	ISO 25	5	9	18
	ISO 32	2	12	25

Dimensions

Consumer unit with 1 to 9 modules per row

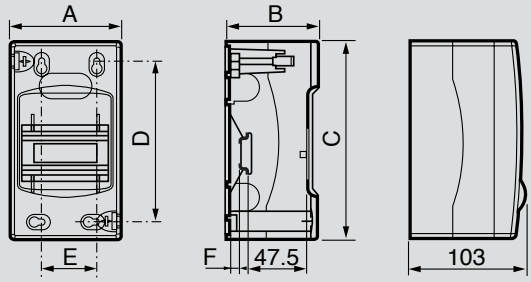

Cat No. 01301/02/04/06/08

Cat No. 01308 with cover

Cat no.	A	B	C	D	E	F
01301	30	72	140	120	10	7
01302	50	72	140	115	25	7
01304	90	74	160	130	45	7
01306	128	74	160	125	80	7
01308	190	83	180	130	120	14.5

Earth and neutral bar - load centre

HL12F - HL12S
- Neutral bar: 1 x (1 x 35mm² + 12 x 25mm²)
- RCD bar: 2 x (4 x 25mm²)
- Earth bar: 1 x (8 x 25mm²)

HEE18F - HEE18S
- Neutral bar: 1 x (2 x 35mm² + 12 x 16mm²)
- RCD bar: 3 x (1 x 25mm² + 4 x 16mm²)
- Earth bar: 1 x (2 x 35mm² + 12 x 16mm²)

HL24F - HL24S
- Neutral bar: 1 x (1 x 35mm² + 12 x 25mm²)
- RCD bar: 2 x (8 x 25mm²)
- Earth bar: 1 x (1 x 35mm² + 16 x 25mm²)

HL36F - HL36S
- Neutral bar: 1 x (1 x 35mm² + 12 x 25mm²)
- RCD bar: 2 x (8 x 25mm²)
- Earth bar: 1 x (1 x 35mm² + 21 x 25mm²)

HL20F
- Neutral bar: 1
- RCD bar: 4
- Earth bar: 1

HL30F
- Neutral bar: 1
- RCD bar: 5
- Earth bar: 1

HL40F
- Neutral bar: 1
- RCD bar: 5
- Earth bar: 1

HL40FMC
- Neutral bar: 1
- RCD bar: 4
- Earth bar: 1

EQUIPMENT & ACCESSORIES

Industrial Plugs & Sockets

P. 83
Hypra IP66/67 Protected Outlets

Industrial Boxes

P. 90
Plexo IP55 Junction Boxes

Flexible conduit, Trunking and cable ducting

P. 92
Flexible conduit

Terminal Blocks

P. 95
Viking™3 Terminal Blocks with Screw Connection

Ferrules

P. 103
Starfix™ Ferrules

Marking System



P. 105
CAB3 Cable Marking System

FEATURED PRODUCTS

Industrial Socket Hypra IP66/67

Refrigerated Container Unit
(p. 83)

Industrial Boxes IP66

Plastic Box
(p. 90)

P. 83
Hypra IP66/67
Switch Outlets

P. 84
Hypra IP66/67
Plugs

P. 85
Hypra IP44/55
Plugs

P. 85
Hypra
IP44/55/66/67
Sockets

P. 90
Plexo IP66
Plastic Boxes

P. 91
IP55
Industrial Boxes


P. 91
Accessories

P. 92
Mini-trunking

P.93
TRANSCAB
Cable Ducting


P. 94
Lina 25
Cable Ducting

P. 95
DLP Trunking

P. 99
Viking™3 Accessories

P. 103
Starfix™ Crimping Tools

P. 108
MEMOCAB Cable
Marking System

P. 108
MEMOCAB
Marker Holders

Viking™ 3
Terminal Blocks
(p. 95)

IEC industrial plugs and sockets

HYPRA IP66-67 protected outlet

59657

59661

Pack	Cat.Nos	RCBO protected outlets IP66/67
		3P+E
1	59657	Combination switched socket /RCBO 3P+E 415V a.c. 32A grey
		MCB protected outlets IP66/67
		2P+E
1	59661	Combination switched socket/MCB 2P+E 240V a.c. 16A grey
1	59665	Combination switched socket/MCB 2P+E 240V a.c. 32A grey
		3P+E
1	59662	Combination switched socket /MCB 3P+E 415V a.c. 16A grey
1	59667	Combination switched socket /MCB 3P+E 415V a.c. 32A grey
1	59669	Combination switched socket /MCB 3P+E 415V a.c. 63A grey
		3P+N+E
1	59663	Combination switched socket /MCB 3P+N+E 415V a.c. 16A grey
1	59668	Combination switched socket /MCB 3P+N+E 415V a.c. 32A grey
1	59670	Combination switched socket /MCB 3P+N+E 415V a.c. 63A grey

HYPRA IP66-67 switch outlets

59265

52936

52946

Pack	Cat.Nos	Switched socket outlets IP66/67
		2P+E
1	59260	Combination switched socket 2P+E 240V a.c. 16A grey
1	59263	Combination switched socket 2P+E 240V a.c. 32A grey
		3P+E
1	59261	Combination switched socket 3P+E 415V a.c. 16A grey
1	59264	Combination switched socket 3P+E 415V a.c. 32A grey
1	59266	Combination switched socket 3P+E 415V a.c. 63A grey
		3P+N+E
1	59262	Combination switched socket 3P+N+E 415V a.c. 16A grey
1	59265	Combination switched socket 3P+N+E 415V a.c. 32A grey
1	59267	Combination switched socket 3P+N+E 415V a.c. 63A grey
		Refrigerated container units IP66/67
1	59695	Combination switched socket refrigerated container 3P+E 415V a.c. 32A grey
1	52936	Appliance inlet refrigerated container 3P+E 415V a.c. 32A grey
1	52946	Straight plug refrigerated container 3P+E 415V a.c. 32A grey
1	52986	Mobile socket refrigerated container 3P+E 415V a.c. 32A grey

ECO Energy Saving products

Whilst most items are stock lines some products are made to order.

IEC industrial plugs and sockets

HYPRA IP66-67 plugs and appliance inlet

51110

51190

59477

51191

53056

53060

Pack	Cat.Nos	Angled plugs IP66/67
		2P+E
1	51106	Angled plug 2P+E 240V a.c. 16A grey
1	53006	Angled plug 2P+E 240V a.c. 32A grey
		3P+E
1	51110	Angled plug 3P+E 415V a.c. 16A grey
1	53010	Angled plug 3P+E 415V a.c. 32A grey
		3P+N+E
1	51111	Straight plug 3P+N+E 415V a.c. 16A grey
1	53011	Angled plug 3P+N+E 415V a.c. 32A grey
		Appliance inlet IP66/67
		2P+E
1	53086	Surface appliance inlet 2P+E 240V a.c. 32A grey
1	59376	Surface appliance inlet 2P+E 240V a.c. 63A grey
		3P+E
1	51190	Surface appliance inlet 3P+E 415V a.c. 16A grey
1	53090	Surface appliance inlet 3P+E 415V a.c. 32A grey
1	59477	Straight panel appliance inlet 3P+E 415V a.c. 63A grey
		3P+N+E
1	51191	Surface appliance inlet 3P+N+E 415V a.c. 16A grey
1	53091	Surface appliance inlet 3P+N+E 415V a.c. 32A grey
1	59478	Straight panel appliance inlet 3P+N+E 415V a.c. 63A grey
		Straight plugs IP66/67
		2P+E
1	53056	Straight plug 2P+E 240V a.c. 32A grey
1	59346	Straight plug 2P+E 240V a.c. 63A grey
		3P+E
1	53060	Straight plug 3P+E 415V a.c. 32A grey
1	59347	Straight plug 3P+E 240V a.c. 63A grey
1	59447	Straight plug 3P+E 415V a.c. 63A grey
		3P+N+E
5	51161	Straight plug 3P+N+E 415V a.c. 16A grey
1	53061	Straight plug 3P+N+E 415V a.c. 32A grey
1	59448	Straight plug 3P+N+E 415V a.c. 63A grey

ECO Energy Saving products

IEC industrial plugs and sockets

HYPRA IP44/55 plugs

52762

52042

52243

Pack	Cat.Nos	Angled plugs IP44/55
		2P+E
1	52762	Angled plug 2P+E 240V a.c. 32A grey

Pack	Cat.Nos	Straight plugs IP44/55
		2P+E
5	52042	Straight plug 2P+E 240V a.c. 16A grey
1	52742	Straight plug 2P+E 240V a.c. 32A grey
		3P+E
5	52243	Straight plug 3P+E 415V a.c. 16A grey
5	52943	Straight plug 3P+E 415V a.c. 32A grey
		3P+N+E
5	52244	Straight plug 3P+N+E 415V a.c. 16A grey
15	52944	Straight plug 3P+N+E 415V a.c. 32A grey

HYPRA IP66-67 sockets

51180

51126

53050

Pack	Cat.Nos	Mobile sockets IP66/67
		2P+E
1	51176	Mobile socket 2P+E 240V a.c. 16A grey
1	53076	Mobile socket 2P+E 240V a.c. 32A grey
1	59386	Mobile socket 2P+E 240V a.c. 63A grey
		3P+E
1	51180	Mobile socket 3P+E 415V a.c. 16A grey
1	53080	Mobile socket 3P+E 415V a.c. 32A grey
1	59387	Mobile socket 3P+E 240V a.c. 63A grey
1	59487	Mobile socket 3P+E 415V a.c. 63A grey
		3P+N+E
1	51181	Mobile socket 3P+N+E 415V a.c. 16A grey
1	53081	Mobile socket 3P+N+E 415V a.c. 32A grey
1	59488	Mobile socket 3P+N+E 415V a.c. 63A grey

		Panel mount socket IP66/67
		2P+E
5	51126	Panel mount inclined socket 2P+E 240V a.c. 16A grey
1	51146	Panel mount socket 2P+E 240V a.c. 16A grey
1	53046	Panel mount socket 2P+E 240V a.c. 32A grey
1	59326	Panel mount angled socket 2P+E 240V a.c. 63A grey
		3P+E
1	51130	Panel mount angled socket 3P+E 415V a.c. 16A grey
1	51150	Panel mount socket 3P+E 415V a.c. 16A grey
1	53050	Panel mount socket 3P+E 415V a.c. 32A grey
1	59327	Panel mount angled socket 3P+E 240V a.c. 63A grey
1	59427	Panel mount angled socket 3P+E 415V a.c. 63A grey
		3P+N+E
1	51131	Panel mount angled socket 3P+N+E 415V a.c. 16A grey
1	51151	Panel mount socket 3P+N+E 415V a.c. 16A grey
1	59428	Panel mount socket 3P+N+E 415V a.c. 63A grey

ECO Energy Saving products

Whilst most items are stock lines some products are made to order.

IEC industrial plugs and sockets

HYPRA sockets

52283

52203

52702

Pack	Cat.Nos	Surface mount socket IP66/67
		2P+E
1	59336	Surface mount socket 2P+E 240V a.c. 63A grey
		3P+E
1	59337	Surface mount socket 3P+E 240V a.c. 63A grey
1	59437	Surface mount socket 3P+E 415V a.c. 63A grey
		3P+N+E
5	52229	Surface mount socket 3P+N+E 415V a.c. 16A grey
1	53051	Surface mount socket 3P+N+E 415V a.c. 32A grey
1	59438	Surface mount socket 3P+N+E 415V a.c. 63A grey
		Mobile sockets IP44/55
		2P+E
5	52082	Mobile socket 2P+E 240V a.c. 16A grey
1	52782	Mobile socket 2P+E 240V a.c. 32A grey
		3P+E
5	52283	Mobile socket 3P+E 415V a.c. 16A grey
1	52983	Mobile socket 3P+E 415V a.c. 32A grey
		3P+N+E
1	52284	Mobile socket 3P+N+E 415V a.c. 16A grey
1	52984	Mobile socket 3P+N+E 415V a.c. 32A grey
		Panel mount socket IP44/55
		3P+E
1	52203	Panel mount socket 3P+E 415V a.c. 16A grey
1	52919	Panel mount socket 3P+E 415V a.c. 32A grey
		3P+N+E
1	52920	Panel mount socket 3P+N+E 415V a.c. 32A grey
		Surface mount socket IP44/45
		2P+E
1	52702	Surface mount socket 2P+E 240V a.c. 32A grey
		3P+E
1	52940	Surface mount socket 3P+E 415V a.c. 32A grey
1	52949	Surface mount socket 3P+E 415V a.c. 32A grey

Pack	Cat.Nos	Surface mount socket IP66/67
		2P+E
1	59336	Surface mount socket 2P+E 240V a.c. 63A grey
		3P+E
1	59337	Surface mount socket 3P+E 240V a.c. 63A grey
1	59437	Surface mount socket 3P+E 415V a.c. 63A grey
		3P+N+E
5	52229	Surface mount socket 3P+N+E 415V a.c. 16A grey
1	53051	Surface mount socket 3P+N+E 415V a.c. 32A grey
1	59438	Surface mount socket 3P+N+E 415V a.c. 63A grey
		Mobile sockets IP44/55
		2P+E
5	52082	Mobile socket 2P+E 240V a.c. 16A grey
1	52782	Mobile socket 2P+E 240V a.c. 32A grey
		3P+E
5	52283	Mobile socket 3P+E 415V a.c. 16A grey
1	52983	Mobile socket 3P+E 415V a.c. 32A grey
		3P+N+E
1	52284	Mobile socket 3P+N+E 415V a.c. 16A grey
1	52984	Mobile socket 3P+N+E 415V a.c. 32A grey
		Panel mount socket IP44/55
		3P+E
1	52203	Panel mount socket 3P+E 415V a.c. 16A grey
1	52919	Panel mount socket 3P+E 415V a.c. 32A grey
		3P+N+E
1	52920	Panel mount socket 3P+N+E 415V a.c. 32A grey
		Surface mount socket IP44/45
		2P+E
1	52702	Surface mount socket 2P+E 240V a.c. 32A grey
		3P+E
1	52940	Surface mount socket 3P+E 415V a.c. 32A grey
1	52949	Surface mount socket 3P+E 415V a.c. 32A grey

ECO Energy Saving products

Hypra IP44 sockets and plugs metal, plastic, rubber, IP44/55 Prisinter

LV 16 to 63A and ELV 16 and 32A

Conform to IEC 60309-1 and IEC 60309-2 IP44 according to IEC 60529 IK09: plastic and rubber IK10: metal according to IEC 62262 Self-extinguishing: - 850°C (support of active parts) / 960°C for Prinsinter) - 650°C: plastic housing conform to IEC 60695-2-10 - 50°C to + 100°C (- 20°C for Prisinter)			Prisinter[2]				Panel mounting sockets			Surface mounting sockets		Through wiring surface mounting sockets
			Female connector		Female connector		Female connector			Female connector		Female connector
LV			Panel mounting sockets		Surface mounting sockets		metal	plastic	with single fixing centres	metal	plastic	plastic
			metal	plastic	metal	plastic						
	16A	2P+E	0 520 12	0 520 02	0 520 12 + 0 520 59	0 520 02 + 0 520 49	0 520 32	0 520 22[1]	0 520 18[1]	0 520 32 + 0 520 39	0 520 22[1] + 0 520 29[1]	520 22[1] + 0 520 89
	32A	2P+E	-	0 527 02	-	0 527 02 + 0 529 49	0 527 32	-	0 527 18	0 527 32 + 0 529 39	0 527 18 + 0 529 40	0 527 18 + 0 529 90
380 to 415V∿ 50/60Hz	16A	3P+E	0 522 13	0 522 03	0 522 13 + 0 520 59	0 522 03 + 0 520 49	0 522 33	0 522 23[1]	0 522 19[1]	0 522 33 + 0 522 39[1]	0 522 23[1] + 0 522 29[1]	0 522 23[1] + 0 522 89
		3P+N+E	0 522 14	0 522 04	0 522 14 + 0 529 59	0 522 04 + 0 522 49	0 522 34	0 522 24[1]	0 522 20	0 522 34 + 0 522 39[1]	0 522 24[1] + 0 522 29[1]	0 522 24[1] + 0 522 89
	32A	3P+E	0 529 13	0 529 03	0 529 13 + 0 522 59	0 529 03 + 0 529 49	0 529 33	-	0 529 19	0 529 33 + 0 529 39	0 529 19 + 0 529 40	0 529 19 + 0 529 90
		3P+N+E	0 529 14	0 529 04	0 529 14 + 0 522 59	0 529 04 + 0 529 49	0 529 34	-	0 529 20	0 529 34 + 0 529 39	0 529 20 + 0 529 40	0 529 20 + 0 529 90
	63A	3P+E	0 538 00	0 536 03	0 538 00 + 0 538 09	0 536 03 + 0 537 49	0 538 33	0 538 23	-	0 537 33	0 537 23	0 538 23 + 0 538 89
		3P+N+E	0 538 01	0 536 04	0 538 01 + 0 538 09	0 536 04 + 0 537 49	0 538 34	0 538 24	-	0 537 34	0 537 24	0 538 24 + 0 538 89
ELV												
	16A	2P	-	-	-	-	-	0 524 01[1]	-	-	0 524 01[1] + 0 524 19[1]	-
	32A	2P	-	-	-	-	-	0 525 01	-	-	0 525 01 + 0 524 19[1]	-

Pack = 1 except 1: pack = 5
2: Dust resistance IP may be increased by rubber push-button (on request) - IP55 cover closed or connected - IP44 connected

Whilst most items are stock lines some products are made to order.

	Straight plugs			Angled plugs			Mobile sockets		Panel appliance inlets		Surface appliance inlets	
	Male connector			Male connector			Female connector		Male connector		Male connector	
	metal	plastic	rubber	metal	plastic	rubber	plastic	rubber	metal	plastic	metal	plastic
	0 521 42	0 520 42(1)	0 520 52(1)	0 520 72	0 520 62(1)	0 521 52	0 520 82(1)	0 520 92	0 521 62	0 521 72	0 521 62 + 0 520 69	0 521 72 + 0 520 79
	-	0 527 42	0 527 52	0 527 72	0 527 62		0 527 82	0 527 92	0 528 62	0 528 72	0 528 62 + 0 529 69	0 528 72 + 0 529 79
	0 521 43	0 522 43(1)	0 522 53(1)	0 522 73	0 522 63(1)	0 521 53(1)	0 522 83(1)	0 522 93(1)	0 521 63	0 521 73	0 521 63 + 0 522 69	0 521 73 + 0 522 79
	0 521 44	0 522 44(1)	0 522 54	0 522 74	0 522 64	0 521 54	0 522 84	0 522 94	0 521 64	0 521 74	0 521 64 + 0 522 69	0 521 74 + 0 522 79
	0 528 43	0 529 43(1)	0 529 53(1)	0 529 73	0 529 63	0 528 53	0 529 83	0 529 93(1)	0 528 63	0 528 73	0 528 63 + 0 529 69	0 528 73 + 0 529 79
	0 528 44	0 529 44(1)	0 529 54	0 529 74	0 529 64	0 528 54	0 529 84	0 529 94	0 528 64	0 528 74	0 528 64 + 0 529 69	0 528 74 + 0 529 79
	-	0 538 43	0 538 53	0 538 73	-	0 538 63	0 538 83	0 538 93	-	0 537 73	-	0 537 73 + 0 538 79
	-	0 538 44	0 538 54	0 538 74	-	0 538 64	0 538 84	0 538 94	-	0 537 74	-	0 537 74 + 0 538 79
	-	0 524 21(1)	-	-	-	0 524 41(1)	0 524 81	0 524 61	-	-	-	-
	-	0 525 21	-	-	-	0 525 41	0 525 81	0 525 61	-	-	-	-

Plexo™ boxes IP 55 - IK 07

With pre-cut knock-out ISO type cable entries



Resistance to glow wire test: 750 °C (EN 60695 2-11)
Operating temperature: – 25 °C to + 40 °C
Knock-out entries
Captive cover with clippable tie between box and cover except boxes 310 x 240 and 360 x 270
Cover opens/closes with a 1/4 turn of a regular screwdriver, marking 0 and I
Fixing with level adjustment
• At 2 or 4 internal points (screw Ø5mm max.)
• At the four corners out of wiring volume (screw Ø4mm max.)
• With brackets Cat.No 0 358 02
Class II is ensured by protection caps (supplied) for the attachment screws

Pack	Cat.Nos	Square boxes
		Grey RAL 7035
		130 x 130 x 74mm
10	0 920 34	16 knock-out entries for ISO 12/16 4 knock-out entries for ISO 20/25
		Rectangular boxes
		Grey RAL 7035
		155 x 110 x 74mm
10	0 920 44	16 knock-out entries for ISO 12/16 4 knock-out entries for ISO 20/25
		180 x 140 x 86mm
5	0 920 54	16 knock-out entries for ISO 16/20 4 knock-out entries for ISO 20/25
		220 x 170 x 86mm
5	0 920 64	12 knock-out entries for ISO 16/20 8 knock-out entries for ISO 20/25 4 knock-out entries for ISO 25/32
		310 x 240 x 124mm
2	0 920 84	2 knock-out entries for ISO 16/20 22 knock-out entries for ISO 20/25 6 knock-out entries for ISO 25/32 6 knock-out entries for ISO 32/40
		360 x 270 x 124mm
1	0 920 94	2 knock-out entries for ISO 16/20 18 knock-out entries for ISO 20/25 10 knock-out entries for ISO 25/32 6 knock-out entries for ISO 32/40

Plexo™ boxes

Accessories

0 919 15

0 919 16

0 358 02 mounted on box

0 358 00 mounted on box

Pack	Cat.Nos	Direct entry membrane glands
		With marking of Ø for tubs and cables Direct entry for tubes (up to 16mm) and cables
		Up to Ø20
50	0 919 14	Grey (RAL 7035)
		Up to Ø25
50	0 919 15	Grey (RAL 7035)
		Up to Ø32
50	0 919 16	Grey (RAL 7035)
		Up to Ø40
50	0 919 17	Grey (RAL 7035)
		Membrane glands
		Grey (RAL 7035) With marking of Ø for tubes and cables
50	0 919 10	Up to Ø20
50	0 919 11	Up to Ø25
		Fixing accessories
		Set of 4 lugs
1	0 358 02	For wall fixing supplied with screws
		Equipment accessories
		Set of 2 hinges (RAL 7016)
1	0 358 00	For boxes 130 x 130mm up to 220 x 170mm included
1	0 358 01	For boxes 310 x 240 and 360 x 270mm

		Accessories for IP 55 - IK 07 grey RAL 7035
		Hinges
		RAL 7016 - set of 2
1	0 358 00	For boxes 130 x 130 up to 270 x 170mm included
1	0 358 01	For boxes 310 x 240mm and 360 x 270mm
		Metal mounting plates
		Galvanized steel 15/10 thick
5	0 358 10	For boxes 130 x 130mm
5	0 358 11	For boxes 155 x 110mm
5	0 358 12	For boxes 180 x 140mm
5	0 358 13	For boxes 220 x 170mm
5	0 358 14	For boxes 270 x 170mm
10	0 358 15	For boxes 310 x 240mm
		Wall mounting lugs
1	0 358 02	Set of 4 lugs for boxes from width 110mm For wall fixing supplied with screws

Whilst most items are stock lines some products are made to order.

Plastic industrial boxes

Can be equipped with a rail for fixing equipment

Hinges Cat.No 0 358 01

Wall mounting lugs Cat.No 0 358 02 for horizontal or vertical installation

0 359 71

IP 2X terminal blocks fixed at the top from 130 x 130mm

Smooth surfaces
Choice of fixing:
- Internal: 4 oblong holes at back of box
- At the 4 corners outside the wiring space, with Ø4 screws
- Using wall mounting lugs Cat.No 0 358 02 (except boxes 130 x 75 x 74mm)

IP 55 - IK 07 grey RAL 7035

Class II provided by protective caps for the fixing screws (supplied)
Equipment can be fixed on rail or solid plate
IP 2X terminal blocks fixed at the top from 130 x 130mm size (p. 192)
Cover opened/closed with 1/4 turn of a flat screwdriver. Indication of closed/open position: I/O
Captive covers with ties, except boxes 310 x 240mm and 360 x 270mm

Pack	Cat.Nos Opaque cover	Cat.Nos Transparent cover	Internal dimensions Height x Width x Depth (mm)
50	0 921 28		80 x 80 x 45
50	0 921 38		105 x 105 x 55
1	0 359 00		130 x 75 x 74
1	0 359 30		130 x 130 x 74
1	0 359 40		155 x 110 x 74
1	0 359 50		180 x 140 x 86
1	0 359 60	0 359 61	220 x 170 x 86
1	0 359 70	0 359 71	270 x 170 x 86
1	0 359 80		310 x 240 x 124

IP 55 - grey RAL 7035 - increased depth

Pack	Cat.Nos Opaque cover	
		Box depth 140mm
		IK 07
2	0 921 22	220 x 170 x 240mm with 4 locks
		Box depth 154mm
		IK 08
1	0 350 58	359 x 265 x 154mm with hinges and 2 locks
		Box depth 160mm
		IK 08
1	0 922 84	310 x 240 x 160mm with 4 locks

Accessories for IP 55 - IK 07 grey RAL 7035

Pack	Cat.Nos	
		Hinges
		RAL 7016 - set of 2
1	0 358 00	For boxes 130 x 130 up to 270 x 170mm included
1	0 358 01	For boxes 310 x 240mm and 360 x 270mm
		Metal mounting plates
		Galvanized steel 15/10 thick
5	0 358 10	For boxes 130 x 130mm
5	0 358 11	For boxes 155 x 110mm
5	0 358 12	For boxes 180 x 140mm
5	0 358 13	For boxes 220 x 170mm
5	0 358 14	For boxes 270 x 170mm
10	0 358 15	For boxes 310 x 240mm
		Wall mounting lugs
1	0 358 02	Set of 4 lugs for boxes from width 110mm For wall fixing supplied with screws

Low depths

IP 66 - IK 08

Dark Grey

Opaque lid	Internal Dimension Height (mm)	Width (mm)	Depth. (mm)
0 350 07	130	75	74
0 350 13	130	130	74
0 350 17	155	110	74
0 350 22	180	140	86
0 350 28	220	170	86
0 350 33	270	170	86
0 350 44	310	240	124
0 350 47	360	270	124

Industrial boxes and equipment

Industrial plastic boxes IP23/IP55/IP66

WS44

35941

92122

Pack	Cat.Nos	**IP23 plastic boxes**
1	WS44	Flush mount IP23 130Hx130Wx74Dmm plastic grey/ clear lid
1	WS44S	Surface mount IP23 153Hx104Wx82Dmm plastic grey/clear lid
		IP55 plastic boxes
1	35043	Plastic box 265Hx174Wx154Dmm no knock-outs IP55
1	35054	Plastic box 310Hx240Wx160Dmm no knock-outs IP55
1	35901	Plastic box 130Hx75Wx74Dmm transparent cover no knock-outs IP55
1	35931	Plastic box 130Hx130Wx74Dmm transparent cover no knock-outs IP55
1	35941	Plastic box 155Hx110Wx74Dmm transparent cover no knock-outs IP55
1	35951	Plastic box 180Hx140Wx86Dmm transparent cover no knock-outs IP55
1	35981	Plastic box 310Hx240Wx124Dmm transparent cover no knock-outs IP55
1	35990	Plastic box 360Hx270Wx124Dmm no knock-outs IP55
1	35991	Plastic box 360Hx270Wx124Dmm transparent cover no knock-outs IP55
		IP55 junction boxes
5	0 920 01	Junction box plastic round 60x40mm with 4 cable glands IP55
5	0 920 24	Junction box plastic 105Hx105Wx55Dmm with knock-outs IP55
5	0 920 20	Junction box plastic 105Hx105Wx55Dmm undrilled IP55

Industrial boxes and equipment

Industrial plastic boxes IP55/IP66, accessories



35810

35802

34221

Pack	Cat.Nos	**Plastic conduit entry fittings for weatherproof boxes**
25	C20S20P	Adaptor 20mm threaded conduit to box with 20mm plain entry white
25	C25S25P	Adaptor 25mm threaded conduit to box with 25mm plain entry white
25	C20PS25P	Adaptor 20mm plain/threaded conduit to box with 25mm plain entry white
		Terminal Strips
10	34221	White terminal strip 4mm2

Whilst most items are stock lines some products are made to order.

Flexible Conduit

Flexible Conduit and accessories

Flexible corrugated conduit is, insulating, non-flame propagating, elastic across the section, and UV stabillised used for electrical installation. Sizes 16,20,25 and 32 pre-lubricated with a water-repellant, grease free lubricant. Metre marked.
Material: UV stabillised uPVC
Colour: RAL 9003

Pack	Cat.Nos	Flexible Conduit Medium Duty
1	651300	Flexible conduit 16mm dia UV stabillised uPVC 50m roll
1	651301	Flexible conduit 20mm dia UV stabillised uPVC 10m roll
1	651302	Flexible conduit 20mm dia UV stabillised uPVC 25m roll
1	651303	Flexible conduit 20mm dia UV stabillised uPVC 50m roll
1	651304	Flexible conduit 25mm dia UV stabillised uPVC 10m roll
1	651305	Flexible conduit 25mm dia UV stabillised uPVC 25m roll
1	651306	Flexible conduit 25mm dia UV stabillised uPVC 50m roll
1	651307	Flexible conduit 32mm dia UV stabillised uPVC 25m roll
1	651308	Flexible conduit 40mm dia UV stabillised uPVC 25m roll
		Accessories for flexible conduit
		Rigid/Corrugated coupling
1	DC2016GR	16mm rigid to corrugated coupling
1	DC2020GR	20mm rigid to corrugated coupling
1	DC2025GR	25mm rigid to corrugated coupling
1	DC2032GR	32mm rigid to corrugated coupling
		Corrugated to corrugated coupling
1	SC2016GR	16mm corrugated to corrugated coupling
1	SC2020GR	20mm corrugated to corrugated coupling
1	SC2025GR	25mm corrugated to corrugated coupling
	SC2032GR	32mm corrugated to corrugated coupling
		Straight terminator with locknut
1	ST2016GR	16mm Straight terminator
1	ST2020GR	20mm Straight terminator
1	ST2025GR	25mm Straight terminator
1	ST2032GR	32mm Straight terminator
1		**Terminator 90° with locknut**
1	RT2016GR	16mm terminator 90°
1	RT2020GR	20mm terminator 90°
1	RT2025GR	25mm terminator 90°
1	RT2032GR	32mm terminator 90°

DLPlus Mini Trunking

Trunking and fittings

649104

30241

Stop wire membrane maintains cables inside the mini - trunking.
Comply with reliability, safety and technical performance requirements accord EN50085 - 2 - 1
IP40: protected against solid bodies larger 1mm maximum.
Material: PVC
Colour: RAL 9003 White

Pack	Cat.Nos	Mini Trunking
		16 x 16 Mini trunking
1	649101	Body and cover 2m length
1	31205	End cap
1	30191	Internal/external bend
1	30193	Flat elbow
1	30194	T junction
		16 x 25 Mini trunking
1	649103	Body and cover 2m length
1	31206	End cap
1	30241	Internal/external bend
1	30243	Flat elbow
1	30244	T junction
		25 x 25 Mini trunking
1	649104	Body and cover 2m length
1		**25 x 40 Mini trunking**
1	649107	Body and cover 2m length
1	31214	End cap
1	30286	Internal/external bend
1	30288	Flat elbow
1	30228	T junction

Transcab cable ducting

6 362 02

6 362 08

6 361 17

6 361 25

6.5mm wide fingers with a 6mm spacing
Accepts up to 6mm² without breaking side wall finger
Two pre-scored lines allow removal of fingers
Bump on side wall fingers help cabling
Rounded fingers prevent injury during cabling
Conform to EN 500 85 parts 2 and 3
Plastic cable ducting (base + cover)
Side perforations at intervals of 12.5mm
Length: 2 m

Pack	Cat.Nos	**Light grey halogen free** PC/ABS Width x Height (mm)	Capacity (mm²)
60[1]	6 362 00	25 x 25	391
56[1]	6 362 01	25 x 40	720
56[1]	6 362 02	25 x 60	1159
48[1]	6 362 06	40 x 40	1245
48[1]	6 362 07	40 x 60	2007
40[1]	6 362 08	40 x 80	2717
32[1]	6 362 12	60 x 60	3115
32[1]	6 362 13	60 x 80	4216
24[1]	6 362 17	80 x 80	5715
16[1]	6 362 25	120 x 80	8729

1: Number of meters in pack

Pack	Cat.Nos	**Grey RAL 7030** PVC Width x Height (mm)	Capacity (mm²)
32[1]	6 360 95	15 x 25	264
40[1]	6 360 96	15 x 40	455
60[1]	6 361 00	25 x 25	391
56[1]	6 361 01	25 x 40	720
56[1]	6 361 02	25 x 60	1159
40[1]	6 361 03	25 x 80	1600
56[1]	6 361 05	40 x 25	692
48[1]	6 361 06	40 x 40	1245
48[1]	6 361 07	40 x 60	2007
40[1]	6 361 08	40 x 80	2717
24[1]	6 361 09	40 x 100	3354
32[1]	6 361 11	60 x 40	1932
32[1]	6 361 12	60 x 60	3115
32[1]	6 361 13	60 x 80	4216
24[1]	6 361 14	60 x 100	5216
24[1]	6 361 15	80 x 40	2647
24[1]	6 361 16	80 x 60	4200
24[1]	6 361 17	80 x 80	5715
20[1]	6 361 18	80 x 100	7078
24[1]	6 361 19	100 x 40	3363
24[1]	6 361 20	100 x 60	5307
16[1]	6 361 21	100 x 80	7215
16[1]	6 361 22	100 x 100	8960
16[1]	6 361 24	120 x 60	6403
16[1]	6 361 25	120 x 80	8729
12[1]	6 361 23	150 x 100	13683

1: Number of meters in pack

Whilst most items are stock lines some products are made to order.

Lina 25™ cable ducting



0 367 10

0 395 98

Manually separable trunking

Side wall fingers can be cut using the Lina 25 cutter tool
Cat.No 0 367 10

Pack	Cat.Nos	Lina 25 ducting
		RAL 2525 blue PVC Conform to EN 50085-2-3 6.5mm wide fingers with a 6mm spacing Accepts up to 6mm2 without breaking side wall fingers Two pre-scored lines allow removal of fingers Bump on side wall fingers help cabling Rounded fingers prevent injury during cabling Conform to EN 50085 parts 2 and 3 Plastic cable ducting (base + cover) Side perforations at intervals of 12.5mm Length: 2m
		Width x height (mm)
60[1]	0 362 00	25 x 25
56[1]	0 362 01	25 x 40
56[1]	0 362 02	25 x 60
40[1]	0 362 03	25 x 80
56[1]	0 362 05	40 x 25
48[1]	0 362 06	40 x 40
48[1]	0 362 07	40 x 60
40[1]	0 362 08	40 x 80
32[1]	0 362 11	60 x 40
32[1]	0 362 12	60 x 60
32[1]	0 362 13	60 x 80
24[1]	0 362 16	80 x 60
24[1]	0 362 17	80 x 80
16[1]	0 362 25	120 x 80

Lina 25 cutter tool

1	0 367 10	For a straight break of side wall fingers

Sleeving

Braided sleeving

Black polyester
Supplied in 50m roll in dispenser box with an indicator 3m before end

		Ø of roll	Ø variations
1	0 366 38	20mm	10 to 30mm
1	0 366 39	30mm	18 to 54mm

Spiral sleeving

Colourless

25	6 361 78	Ø12mm
25	6 361 83	Ø22mm

Black felt-tip pen

10	0 395 98	Black felt-tip pen indelible for marking

1: Number of metres in pack

Pack	Cat.Nos	Linafix isulating fixing accessories
		Material polyamide 6/6 Enable fixing of cable ducting on any support by 1/4 turn
20	0 367 00	On chassis-rail Holds the ducting in place vertically
100	0 366 40	On rails ⊏, ⊔ 15mm depth 1/4 turn
20	0 366 41	On Lina 25 perforated plates Clip-on 1/4 turn
20	0 366 42	On door Fits under control and signalling auxiliaries Osmoz (Ø22)
10	0 366 43	On Lina 25 uprights Double adjustment to enable alignment with the perforations at the bottom of cable ducting Can be used to fix vertical or horizontal ducting (possible reinforcement with rail ⊔, 15mm depth) To be clipped on
100	0 366 46	On plain plates plastic rivet length 12mm for solid plates up to 30 / 10th Drilling Ø: 5.5 to 6mm
500	0 366 44	On plain plates, Lina 12.5 and perforated plates, Lina 25 for cabinets Reinforced plastic rivet Ø6mm Drilling Ø: 6.5mm
100	0 347 45	Screw caps H 4.8 x 16mm self-drilling, self-tapping for Ø3.3mm
200	0 347 50	Screw cover, for isolating screws head Cat.No 0 347 45 inside the trunking
50	0 367 01	Cable retainer To clip-on the fingers

DLP Trunking

Trunking and fittings

10412 + 10521

10442 +10521(x2)

10622

10602

DLP PVC skirting trunking is quick and easy to install with the flexibility to reconfigure when necessary.
IP40: protected against solid bodies larger 1mm maximum.
Material: PVC
Colour: RAL 9003 White

Pack	Cat.Nos	DLP Trunking
		50 x 80 trunking single compartment
1	10412	Body only 2m length
1	10521	Cover 65mm 2m length
1	10692	Body joiner - stick on
1	10691	Body joiner - aligning clip on
1	10801	Cover joiner
1	10722	End cap
1	10946	NZ power point/data jack adapter
1	10602	Internal angle
1	10622	External angle
		50 x 150 trunking double compartment
1	10442	Body with divider 2m length
1	10521	Cover 65mm 2m length (2 required for each body)
1	10692	Body joiner - stick on
1	10691	Body joiner - aligning clip on
1	10801	Cover joiner
1	10703	End cap
1	10946	NZ power point/data jack adapter
1	10606	Internal angle
1	10635	External angle
		65 x 150 trunking double compartment
1	10433	Body with divider 2m length
1	10521	Cover 65mm 2m length (2 required for each body)
1	10473	Divider (1 required for each body)
1	10692	Body joiner - stick on
1	10691	Body joiner - aligning clip on
1	10801	Cover joiner
1	10706	End cap
1	10946	NZ power point/data jack adapter
1	10607	Internal angle
1	10636	External angle
1	10790	Flat elbow
1	10733	T junction

Pack	Cat.Nos	DLP Trunking
		50 x 105 trunking single compartment
1	10422	Body only 2m length
1	10522	Cover 85mm 2m length
1	10692	Body joiner - stick on
1	10802	Cover joiner
1	10702	End cap
1	10916	NZ power point/data jack adapter
1	10602	Internal angle
1	10622	External angle
1	10785	Flat elbow
		50 x 150 trunking single compartment
1	10432	Body with divider 2m length
1	10524	Cover 130mm 2m length
1	10582	Separator
1	10692	Body joiner - stick on
1	10691	Body joiner - aligning clip on
1	10804	Cover joiner
1	10703	End cap
1	10602	Internal angle
1	10622	External angle
1	10789	Flat elbow
		65 x 150 trunking single compartment
1	10443	Body with divider 2m length
1	10524	Cover 2m length)
1	10692	Body joiner - stick on
1	10691	Body joiner - aligning clip on
1	10804	Cover joiner
1	10706	End cap
1	10607	Internal angle
1	10636	External angle
1	10790	Flat elbow
1	10733	T junction

Viking™ 3 terminal blocks with screw connection

For copper cables

TN-C-S
earthing schema
PEN separation
0 371 98 + 0 371 04 + 0 375 42

0 371 61 + 0 371 01 + 0 371 21
+ 0 371 31 + 0 371 77

0 371 69

0 371 68



0 371 70 on rail ⊔

0 371 74

0 371 76

Same profile up to 10mm pitch and same height from
12 to 22mm pitch

Used to make the electrical connection between 2 flexible copper wires with or without ferrules or 2 rigid copper wires
2 areas for automatic insertion bridging combs up to 8 pitch (upper level only for multi-level blocks)
For rails ⊔ depth 15mm, ⊔ EN 60715 depth 7.5mm and 15mm

Connecting

Grey for standard circuit, blue for neutral conductor, orange for circuit not broken by the master isolating device, red for special circuits (safety, protected, etc), green for protection conductor class II equivalent assemblies

1 connection - 1 entry/1 outlet

Pack	Cat.Nos	Colour	Capacity: Nominal cross-section (mm²)	Capacity: Rigid wire (mm²)	Capacity: Flexible wire (mm²) with or without ferrules	Pitch (mm)
60	0 371 60	Grey	2.5	0.25 to 4	0.25 to 2.5	5
60	0 371 00	Blue				
60	0 371 20	Orange				
60	0 371 30	Red				
50	0 371 61	Grey	4	0.25 to 6	0.25 to 4	6
50	0 371 01	Blue				
50	0 371 21	Orange				
50	0 371 31	Red				
50	0 371 77	Green				
40	0 371 62	Grey	6	0.5 to 10	0.25 to 6	8
40	0 371 02	Blue				
40	0 371 78	Green				
30	0 371 63	Grey	10	1.5 to 16	2.5 to 10	10
30	0 371 03	Blue				
20	0 371 64	Grey	16	1.5 to 25	4 to 16	12
20	0 371 04	Blue				
20	0 371 98	Green				
20	0 371 65	Grey	35	2.5 to 50	4 to 35	15
20	0 371 05	Blue				
20	0 371 99	Green				
10	0 371 66[1]	Grey	70	25 to 95	16 to 70	22

1 connection - 2 entries/2 outlets

Pack	Cat.Nos	Colour	Nominal cross-section (mm²)	Rigid wire (mm²)	Flexible wire (mm²) with or without ferrules	Pitch (mm)
25	0 371 69	Grey	4	0.25 to 6	0.25 to 4	6
25	0 371 09	Blue				

2 connections on 2 levels

Pack	Cat.Nos	Colour	Nominal cross-section (mm²)	Rigid wire (mm²)	Flexible wire (mm²) with or without ferrules	Pitch (mm)
60	0 371 67	Grey	2.5	0.25 to 4	0.25 to 2.5	5
60	0 371 07	Blue				
60	0 371 68	Grey	4	0.25 to 6	0.25 to 4	6
60	0 371 08	Blue				

3 connections on 3 levels

Pack	Cat.Nos	Colour	Nominal cross-section (mm²)	Rigid wire (mm²)	Flexible wire (mm²) with or without ferrules	Pitch (mm)
50	0 371 51[2]	Grey	2.5	0.25 to 4	0.25 to 2.5	5

1: Built-in end cap
2: Rigid wire capacity: 2.5mm² max. with equipotential bridging comb

For protection conductor

Metal base

1 connection - 1 entry/1 outlet

Screwless fixing on rail up to 10mm pitch and with screws for pitch 12 and 15mm
PEN from 10mm²

Pack	Cat.Nos	Colour	Capacity: Nominal cross-section (mm²)	Capacity: Rigid wire (mm²)	Capacity: Flexible wire (mm²) with or without ferrules	Pitch (mm)
60	0 371 70	Green/yellow	2.5	0.25 to 4	0.25 to 2.5	5
50	0 371 71	Green/yellow	4	0.25 to 6	0.25 to 4	6
40	0 371 72	Green/yellow	6	0.5 to 10	0.25 to 6	8
30	0 371 73	Green/yellow	10	1.5 to 16	2.5 to 10	10
10	0 371 74	Green/yellow	16	1.5 to 25	4 to 16	12
10	0 371 75	Green/yellow	35	2.5 to 50	4 to 35	15

1 connection - bare block

Pack	Cat.Nos	Colour	Nominal cross-section (mm²)	Rigid wire (mm²)	Flexible wire (mm²) with or without ferrules	Pitch (mm)
10	0 371 76	-	35	2.5 to 50	4 to 35	15

1 connection - 2 entries/2 outlets

Screwless fixing on rail

Pack	Cat.Nos	Colour	Nominal cross-section (mm²)	Rigid wire (mm²)	Flexible wire (mm²) with or without ferrules	Pitch (mm)
50	0 371 79	Green/yellow	4	0.25 to 6	0.25 to 4	

PNE - Phase/Neutral/Earth

3 connections on 3 levels

Metal base
Green/yellow marking for the lower level
Screwless fixing on rail

Pack	Cat.Nos	Colour	Capacity: Nominal cross-section (mm²)	Capacity: Rigid wire (mm²)	Capacity: Flexible wire (mm²) with or without ferrules	Pitch (mm)
50	0 371 52[2]	Grey	2.5	0.25 to 4	0.25 to 2.5	5

1: Built-in end cap
2: Rigid wire capacity: 2.5mm² max. with equipotential bridging comb

Viking™ 3 terminal blocks with screw connection

For copper cables (continued)

0 371 80 + automotive-type fuse

0 371 82 + 0 371 83 + 0 371 85

0 371 84 + 0 371 86

0 371 87

0 371 53

0 371 55

0 371 51

0 371 52

0 371 92

Used to make the electrical connection between 2 flexible copper wires with or without ferrules or 2 rigid copper wires
2 areas for automatic insertion bridging combs up to 8 pitch (upper level only for multi-level blocks)
For rails ⊔ depth 15mm, ⊔ EN 60715 depth 7.5mm and 15mm

Disconnect terminal blocks 1 connection

Opening by means of blade type lever, handle lever or mini lever (with tool)

Open (to be equipped)

Can take blade type levers Cat.Nos 0 375 15/16/17/18 or in ELV installations a blade-type automotive fuse or a miniature circuit-breaker

Pack	Cat.Nos.	Colour	Nominal cross-section (mm²)	Capacity: Rigid wire (mm²)	Capacity: Flexible wire (mm²) with or without ferrules	Pitch (mm)
20	0 371 80	Grey	2.5	0.25 to 2.5	0.25 to 2.5	6
		For fuse cartridge 5 x 20 with handle lever				
20	0 371 81	Grey	2.5	0.25 to 2.5	0.25 to 2.5	6
		For neutral circuit with blue handle lever				
20	0 371 82	Grey/ blue	2.5	0.25 to 2.5	0.25 to 2.5	6
		For standard circuit with handle lever				
20	0 371 83	Grey	2.5	0.25 to 2.5	0.25 to 2.5	6
		For standard circuit with mini lever				
20	0 371 84	Grey	2.5	0.25 to 2.5	0.25 to 2.5	6
		For circuit not broken with handle lever				
		Circuit not broken by the master isolating device				
20	0 371 85	Orange	2.5	0.25 to 2.5	0.25 to 2.5	6
		For circuit not broken with mini lever				
		Circuit not broken by the master isolating device				
20	0 371 86	Orange	2.5	0.25 to 2.5	0.25 to 2.5	6
		For cartridge 5 x 20 with screwed plug				
20	0 371 87	Grey	10	0.25 to 10	0.25 to 10	12

Function blocks

1 connection - modular

Component connected with screws

Pack	Cat.Nos.	Colour	Nominal cross-section (mm²)	Capacity: Rigid wire (mm²)	Capacity: Flexible wire (mm²) with or without ferrules	Pitch (mm)
20	0 371 53	Grey	2.5	0.25 to 4	0.25 to 2.5	5
		1 connection - diode carrier				
20	0 371 54	Grey	2.5	0.25 to 4	0.25 to 2.5	5
		2 connections on 2 levels - diode carrier				
60	0 371 55	Grey	4	0.25 to 6	0.25 to 4	5
		2 connections on 2 levels - with LED				
		Voltage presence indicator (12/24V⎓ and ∿)				
60	0 371 56	Grey	4	0.25 to 6	0.25 to 4	6

For sensors and actuators

For connecting sensors (Cat.No 0 371 51) or actuators (Cat.No 0 371 52), and their shared power supply unit using equipotential bridging comb
Cat.Nos 0 375 46/47

3 connections on 3 levels - for sensor

Pack	Cat.Nos.	Colour	Nominal cross-section (mm²)	Capacity: Rigid wire (mm²)	Capacity: Flexible wire (mm²) with or without ferrules	Pitch (mm)
50	0 371 51[1]	Grey	2.5	0.25 to 4	0.25 to 2.5	5
		3 connections on 3 levels - for actuator				
		Green/yellow marking for the lower level				
		Metal base. Screwless fixing on rail				
50	0 371 52[1]	Grey	2.5	0.25 to 4	0.25 to 2.5	5

Disconnect for measurement

1 connection

With its accessories, allows intervention (measurements, maintenance, etc) on a current, voltage and power measuring circuit by keeping the current transformer secondary circuit closed

Pack	Cat.Nos.	Colour	Nominal cross-section (mm²)	Capacity: Rigid wire (mm²)	Capacity: Flexible wire (mm²) with or without ferrules	Pitch (mm)
25	0 371 92	Grey	4	0.25 to 4	0.25 to 4	8

1: Rigid wire capacity: 2.5mm² max with equipotential brigding comb

Whilst most items are stock lines some products are made to order.

Viking™ 3 terminal blocks with spring connection

For copper cables (continued)

0 372 80 with automotive-type fuse

0 372 81 open

0 372 81 with blown fuse indicator (p. 299)

0 372 82 + 0 372 83 + 0 372 85

0 372 84

0 372 54

0 372 56

Screwless connection system, stainless steel spring type
Used to make the electrical connection between 2 rigid copper wires, or flexible copper wires with or without ferrules
Direct tool-free insertion of a rigid wire or flexible wire with ferrule, up to 6mm pitch
2 areas for automatic insertion bridging combs (upper level only for 2-level blocks)
For rails ⊔ depth 15mm, ⊔ EN 60715 depth 7.5mm and 15mm

Disconnect terminal blocks 1 connection - 2 wires

Opening by means of blade type lever, handle lever or mini lever (with tool)

Open (to be equipped)
Can take blade type levers Cat.Nos 0 375 15/16/17/18 or in ELV installations a blade-type automotive fuse or a miniature circuit-breaker

Pack	Cat.Nos.	Colour	Nominal cross-section (mm²)	Capacity: Rigid wire (mm²)	Capacity: Flexible wire (mm²)	Capacity: Flexible wire with ferrule (mm²)	Pitch (mm)
20	0 372 80	Grey	2.5	0.5 to 2.5	0.5 to 2.5	0.5 to 2.5	6
		For fuse cartridge 5 x 20 with handle lever					
20	0 372 81	Grey	2.5	0.5 to 2.5	0.5 to 2.5	0.5 to 2.5	6
		For neutral circuit with blue handle lever					
20	0 372 82	Grey/blue	2.5	0.5 to 2.5	0.5 to 2.5	0.5 to 2.5	6
		For standard circuit with handle lever					
20	0 372 83	Grey	2.5	0.5 to 2.5	0.5 to 2.5	0.5 to 2.5	6
		For standard circuit with mini lever					
20	0 372 84	Grey	2.5	0.5 to 2.5	0.5 to 2.5	0.5 to 2.5	6
		For circuit not broken with handle lever Circuit not broken by the master isolating device					
20	0 372 85	Orange	2.5	0.5 to 2.5	0.5 to 2.5	0.5 to 2.5	6
		For circuit not broken with mini lever Circuit not broken by the master isolating device					
20	0 372 86	Orange	2.5	0.5 to 2.5	0.5 to 2.5	0.5 to 2.5	6

Function blocks

Pack	Cat.Nos.	Colour	Nominal cross-section (mm²)	Capacity: Rigid wire (mm²)	Capacity: Flexible wire (mm²)	Capacity: Flexible wire with ferrule (mm²)	Pitch (mm)
		1 connection - 4 wires - 2 entries/2 outlets - diode carrier					
60	0 372 54	Grey	4	0.5 to 6	0.5 to 4	0.5 to 2.5	5
		2 connections - 4 wires - 2 levels - diode carrier					
60	0 372 55	Grey	4	0.5 to 6	0.5 to 4	0.5 to 2.5	5
		2 connections - 4 wires - 2 levels - with LED Voltage presence indicator (12/24V⎓ et ∿)					
60	0 372 56	Grey	4	0.5 to 6	0.5 to 4	0.5 to 2.5	5

Viking™ 3 accessories for terminal blocks



End stop 0 375 10, screwless mounting

0 375 11 with label holder 0 395 96

0 375 12 with CAB 3 labelling

0 375 13 with label holder Duplix 0 384 98

Pack	Cat.Nos.	Rails for cutting to length
		Length 2m
10	0 477 22	depth 7.5mm with oblong holes
10	0 477 23	depth 15mm with oblong holes
		45° mounting bracket
10	0 394 49	Set of 2 supports for 45° rail slope Supplied with 4 M6 screws, nuts and washers (PC-ABS)
		Adaptor
20	0 364 66	For mounting on rail equipment fitting on rail Width 17mm Increase equipment height for 6mm
		End stops
		Accept CAB 3 markers
		Automatic 6mm pitch
50	0 375 10	Screwless mounting For rails depth 15mm and EN 60715 depth 7.5mm and 15mm Accepts label holder Cat.No 0 395 96 Acts as end cap for screw terminal blocks 1 entry/1 outlet 5, 6, 8 and 10mm pitch
		8mm pitch
20	0 375 11	For rails depth 15mm and EN 60715 depth 7.5mm and 15mm Accepts label holder Cat.No 0 395 96
		10mm pitch
10	0 375 12	For rails depth 15mm and EN 60715 depth 7.5mm (except for rail fixed on plate) and 15mm For supporting protection or schielding bar: - Brass bar Cat.Nos 0 373 00/01 - IP 2X terminal block with flat steel bar 12 x 2mm Cat.No 0 048 19 - Copper bar 12 x 4mm Cat.No 0 373 49 or 0 373 89 - Shielding bar 10 x 3mm Cat.No 0 375 34
		12mm pitch
20	0 375 13	For rails EN 60715, depth 15mm and EN 60715 depth 7.5mm and 15mm After cutting out the upper divider, can be labelled using Duplix label holder Cat.No 0 384 98



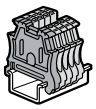

Pack	Cat.Nos.	Identification accessories
20	0 395 96	Transparent label holder with variable angle Fixing on end stops Cat.Nos 0 375 10/11 Supplied with label 32 x 9.5mm Can take label Cat.No 0 395 97
20	0 395 97	Label for engraving 28 x 9.5mm For label holder Cat. No 0 395 96. Flexible ABS White background, black engraving
10	0 395 98	Black felt tip pen for permanent marking
		End caps
		Grey
		Label for engraving 28 x 9.5mm For label holder Cat. No 0 395 96. Flexible ABS White background, black engraving
		Black felt tip pen for permanent marking
		For screw terminal blocks
100	0 375 50	1 entry/1 outlet 5, 6, 8 and 10mm pitch
20	0 375 51	1 entry/1 outlet 12 and 15mm pitch
20	0 375 52	2 entries/2 outlets
20	0 375 53	2 levels
20	0 375 54	3 levels
20	0 375 55	Disconnect type 6mm pitch and function blocks 5mm pitch
20	0 375 56	Disconnect type fuse cartridge 5 x 20 with screwed plug
10	0 375 57	Disconnect for measurement
		For spring terminal blocks with 5mm pitch
		Allows the block to become 6mm pitch and take a flexible wire fitted with a 4mm² ferrule
50	0 375 86	1 entry/1 outlet
50	0 375 87	1 entry/2 outlets
20	0 375 88	2 entries/2 outlets
20	0 375 89	2 levels
		For spring terminal blocks with 6mm pitch
20	0 375 90	Disconnect type

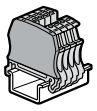

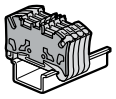

Whilst most items are stock lines some products are made to order.

Viking™ 3 accessories for terminal blocks (continued)

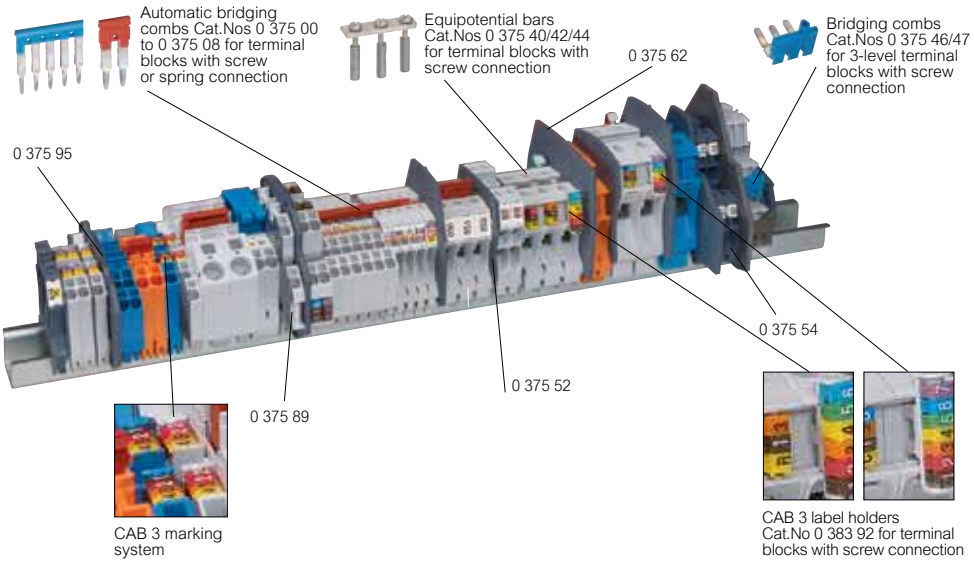

Pack	Cat.Nos.	Separation and insulation dividers
		Grey
		For screw terminal blocks
20	0 375 60	1 entry/1 outlet 5, 6, 8 and 10mm pitch
10	0 375 61	1 entry/1 outlet 12 and 15mm pitch
10	0 375 62	2 entries/2 outlets and disconnect type 6mm pitch
10	0 375 63	2 levels
20	0 375 54	3 levels
		For spring terminal blocks
10	0 375 95	1 entry/1 outlet, 1 entry/2 outlets and 2 entries/2 outlets 5 and 6mm pitch
10	0 375 96	2 levels

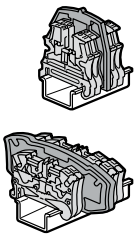

Pack	Cat.Nos.	Equipotential bridging accessories
		Bridging combs for screw and spring terminal blocks
		Front mounting (automatic insertion), screwless
		Isolated and separable
		Consecutive or alternating connection
20	0 375 001	For 10 blocks with 5mm pitch - blue
20	0 375 011	For 10 blocks with 5mm pitch - red
50	0 375 021	For 2 blocks with 5mm pitch - red
20	0 375 032	For 10 blocks with 6mm pitch - blue
20	0 375 042	For 10 blocks with 6mm pitch - red
50	0 375 052	For 2 blocks with 6mm pitch - red
20	0 375 073	For 3 blocks with 8mm pitch - red
20	0 375 083	For 2 blocks with 8mm pitch - red
		Bars for screw terminal blocks
		Front mounting with screws
		Pre-assembled, not insulated bar
		Consecutive or alternating connection
10	0 375 40	For 12 blocks with 10mm pitch
10	0 375 424	For 12 blocks with 12mm pitch
10	0 375 44	For 12 blocks with 15mm pitch
		Bridging combs for 3-level screw terminal blocks
		For lower and intermediate levels of blocks
		Cat.Nos 0 371 51/52
		Side mounting
		Insulated and separable
10	0 375 46	For 12 blocks with 5mm pitch - brown
10	0 375 47	For 12 blocks with 5mm pitch - blue
		Bridging combs for spring terminal blocks
		Front mounting (automatic insertion), screwless
		Isolated
		Red
20	0 375 82	For 2 blocks with 10mm pitch
20	0 375 85	For 2 blocks with 12mm pitch



Pack	Cat.Nos.	Accessories for disconnect blocks
		For screw and spring terminal blocks
		Blade type levers
		For open blocks Cat. Nos 0 371 80 and 0 372 80
		Manual disconnection for handle type, tool required for mini lever type
50	0 375 15	With handle lever for fuse cartridge 5 x 20
50	0 375 16	Blue handle lever for neutral
50	0 375 17	Grey handle lever
50	0 375 18	Mini lever
		Joining rods
		For handle and mini lever
20	0 375 21	For 2 blocks
20	0 375 22	For 3 blocks
		Blown fuse indicators
		Clip directly onto blocks Cat.Nos 0 371 81, 0 372 81 or handle lever 0 375 15 (with power off)
50	0 375 24	12/24/48 V= and A for block with fuse cartridge 5 x 20 with handle lever
50	0 375 25	110/250 VA for block with fuse cartridge 5 x 20 with handle lever

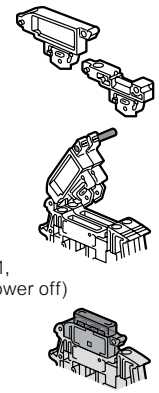

1: Cat. No 0 371 51/52: upper level only
Cat. No 0 372 56: lower level only
Cat. No 0 372 54: non shuntable
2: Cat. No 0 371 56: lower level only
3: Except for Cat.No 0 371 92
4: Except for Cat.No 0 371 87

Viking™ 3 accessories for terminal blocks (continued)



Shielding terminal block with end stops 0 375 12, bar 0 375 34 and clamps 0 375 30/31

0 375 76 + 0 371 64

0 375 77 + 0 371 92 open

0 375 66 + 0 371 63 + 0 371 03



0 375 27 + 0 371 61

Pack	Cat.Nos.	Shielding accessories
		Ensure safe, simple connection of cable shielding
		Shielding clamps
		For screw and spring terminal blocks - mounted by pivoting on collector bar 10 x 3mm Cat.No 0 375 34 - mounted on plate with M4 screws (supplied) - mounted on rail 4 with Cat.No 0 364 69
10	0 375 30	For cable Ø 3 to 8mm
10	0 375 31	For cable Ø 4 to 13.5mm
4	0 375 32	For cable Ø 10 to 20mm
		Shielding bar
		For screw and spring terminal blocks Steel Length 1 m For use with end stops Cat.No 0 375 12
10	0 375 34	10 x 3mm
		Screening continuity bracket
50	0 375 35	For screw terminal blocks 1 entry/1 outlet 5, 6, 8 and 10mm pitch Connected with 2.8 x 0.8mm clips or welded on Capacity: 1mm2

Pack	Cat.Nos.	Protective screens
		1 pole
		For screw terminal blocks 1 entry/1 outlet
10	0 375 65	5 and 6mm pitch
10	0 375 66	8 and 10mm pitch
10	0 375 67	12 and 15mm pitch
		Cut to length
		Length 1 m Mounted on separation and insulation divider For screw terminal blocks 1 entry/1 outlet Can be equipped with CAB 3 marking system for terminal blocks
10	0 375 68	5, 6, 8 and 10mm pitch (divider Cat.No 0 375 60)
10	0 375 69	12 and 15mm pitch (divider Cat.No 0 375 61)

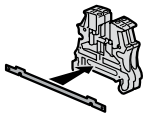

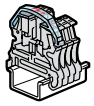

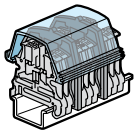

Pack	Cat.Nos.	Measurement accessories
		For screw and spring terminal blocks
10	0 375 27[1]	Measurement socket for Ø4mm plug for blocks with 5, 6 and 8mm pitch
		For screw terminal blocks
50	0 375 75	Measurement socket for Ø2mm plug for blocks with 10mm pitch Cat.Nos 0 371 03/63
20	0 375 76	Measurement socket for Ø4mm plug for blocks with 12 and 15mm pitch Cat.Nos 0 371 04/05/64/65
10	0 375 77	Measurement socket for Ø4mm plug for disconnect block for measurement Cat.No 0 371 92
		IP 2X safety tip adaptor
10	0 394 45	Ø2mm test plug - Retractable tube For performing ad-hoc tests in accordance with regulations on the protection of workers Fixes directly on the Ø4mm plug

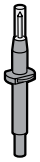

1: Except for disconnect blocks with handle lever, screw terminal block with LED and spring function blocks. 2 and 3-level terminal blocks: upper level only. Side by side installation of 2 measurment sockets is possible only with 8mm pitch blocks

Whilst most items are stock lines some products are made to order.

Viking™ 3 power terminal blocks



0 390 11 (interior view with covers cut away)



Possibility of sealing

0 390 72

0 390 31

Bridging the gap between the enclosure and external cables

Bare power terminal blocks

For aluminium/copper cables, copper bars or cable lugs
Direct connection of cable
Insulation and protection against direct contact without additional accessories (built-in dividers and covers)
Pre-cut removable covers for adjustment to the various connection modes
Fixed using metal clip for rails 4 15mm depth and 4 EN 60715 15mm depth, or on plate with screws
Permits the use of Cab 3, Duplix markers
Test via test plug closed covers
Blocks with identical pitch can be joined using a threaded rod
Shunting possible with Cat.Nos 0 394 46/47

Cable - cable

Pack	Cat.Nos.	Rigid or flexible cable (mm²)	Rigid or flexible cable (mm²)	Pitch (mm)
5	0 390 10	Al/Cu 35 to 120	Cu 35 to 70	42
5	0 390 11	Al/Cu 70 to 300	Cu 70 to 150	55

Cable lug - cable lug

Pack	Cat.Nos.	Max. connection (mm²)	Max. connection (mm²)	Pitch (mm)
5	0 390 13	Al/Cu 95	Al/Cu 95	36
5	0 390 14	Al/Cu 150	Al/Cu 150	42
5	0 390 15	Al/Cu 300	Al/Cu 300	55

Cable lug - cable

Pack	Cat.Nos.	Max. connection (mm²)	Rigid or flexible cable (mm²)	Pitch (mm)
5	0 390 17	Al/Cu 150	Cu 35 to 95	42
5	0 390 18	Al/Cu 300	Cu 70 to 150	55

Cable - cable lug

Pack	Cat.Nos.	Rigid or flexible cable (mm²)	Max. connection (mm²)	Pitch (mm)
5	0 390 20	Al/Cu 35 to 120	Al/Cu 120	42
5	0 390 21	Al/Cu 70 to 300	Al/Cu 300	55

Equipotential bonding shunts

For insulated aluminium/copper power terminal blocks
Supplied with screws

Pack	Cat.Nos.	
5	0 394 46	For blocks with pitch 36 and 42mm
5	0 394 47	For blocks with pitch 55mm

Bare power terminal blocks

For copper bars or cable lugs
Insulation dividers and protective covers to be ordered separately
For use with terminal marker sheets
Cable lug - cable lug for symmetrical rails

Fixed using metal clip on rails 4 15mm depth and 4 EN 60715 15mm depth

Pack	Cat.Nos.	Connecting max. (mm²)	Pitch (mm)
5	0 390 71	35	26
5	0 390 72	70	34
5	0 390 73	120	34
5	0 390 74	240	46

Cable lug - cable lug for asymmetrical rails

Fixed using metal clip on rails ⊏⊐ EN 60715

Pack	Cat.Nos.		
5	0 390 31	35	26
5	0 390 32	70	34
5	0 390 33	120	34
5	0 390 34	240	46

Insulation and protection accessories

For bare power terminal blocks

Separation barriers

Take protective covers
Marking possible with CAB 3

Pack	Cat.Nos.	
10	0 394 77	For blocks with pitch 26mm
10	0 394 78	For blocks with pitch 34 and 46mm

Protective covers

For mounting on separation barriers

Pack	Cat.Nos.	
5	0 394 86	For 3 blocks with pitch 46mm or for 4 blocks with pitch 34mm
5	0 394 88	For 4 blocks with pitch 26mm
5	0 394 89	For 4 blocks with pitch 46mm



Starfix™ ferrules and crimping tools

0 376 50

0 376 60

0 376 61

0 376 62

0 376 63

0 376 87

0 376 64

0 376 66

0 376 67

0 376 68

0 376 77

0 377 64

0 376 43


0 376 09 with refill Cat.No 0 376 43

0 376 39

Cross-section adjustment

0 376 06

0 376 92

Pack	Cat.Nos.	Ferrules with insulating flange			
		Provide an equipotential link for all the strands of a copper flexible conductor Active part in tinned electrolytic copper Conform to NF C 63-023			
		Singles - supplied in strips			
		Cross-section (mm²)	Colour	Number of strips or sachets	Number of ferrules per strip or sachet
500	0 376 50	0.25	turquoise	10	50
500	0 376 60	0.34	green	10	50
480	0 376 61	0.5	white	12	40
480	0 376 62	0.75	blue	12	40
1000	0 376 63	1	red	25	40
1000	0 376 64	1.5	black	25	40
1000	0 376 66	2.5	grey	25	40
250	0 376 67	4	orange	10	25
250	0 376 68	6	green	10	25
		Singles - individual ferrules (sachet packing)			
500	0 377 50	0.25	turquoise	5	100
500	0 377 60	0.34	green	5	100
1000	0 377 61	0.5	white	10	100
1000	0 377 62	0.75	blue	10	100
1000	0 377 63	1	red	10	100
1000	0 377 64	1.5	black	10	100
1000	0 377 66	2.5	grey	10	100
250	0 377 67	4	orange	5	50
250	0 377 68	6	green	5	50
		Singles - individual ferrules (box packing)			
100	0 376 69	10	brown		
100	0 376 72[1]	16	white		
100	0 376 70	16	white		
50	0 376 71	25	black		
50	0 376 77	35	red		
30	0 376 78	50	blue		
		Doubles - individual ferrules			
500	0 376 87	2 x 0.75	blue		
500	0 376 88	2 x 1	red		
500	0 376 89	2 x 1.5	black		
500	0 376 90	2 x 2.5	grey		
		Singles - supplied as refills			
		Large capacity for less frequent applicator reloading Translucent refills for direct mounting on crimping tool Cat. No 0 376 09			
		Cross-section (mm²)	Colour	Number of ferrules per refills	
3000	0 376 41	0.5	white	300	
3000	0 376 42	0.75	blue	300	
3000	0 376 43	1	red	300	
3000	0 376 44	1.5	black	300	
2500	0 376 45	1.5	grey	250	

1: Short ferrule

Pack	Cat.Nos.	Crimping tools for ferrules in strips
		Cut and crimp of ferrules from 0.25 to 6mm² in one operation
		Starfix crimping tool for 0.25 and 0.34mm² cross-sections
1	0 376 08	Supplied fitted with empty applicator
		Starfix crimping tool for 0.5 to 2.5mm² cross-sections
1	0 376 09	Supplied fitted with empty applicator
1	0 376 39	Assorted kit, comprising: - 1 Starfix crimping tool, Cat. No. 0 376 09 fitted with empty applicator - 120 x 0.5mm² ferrules - 120 x 0.75mm² ferrules - 240 x 1mm² ferrules - 320 x 1.5mm² ferrules - 200 x 2.5mm² ferrules
		Starfix crimping tool for 4 and 6mm² cross-sections
1	0 376 10	Supplied fitted with empty applicator
		Starfix S multi-purpose crimping tool for 0.5 to 2.5mm² cross-sections
1	0 376 97	Tool cuts, strips, twists and crimps wire Supplied with 5 empty applicators
		4-point crimping tool for individual single and double ferrules
		For right or left-handed
		Starfix crimping tool for 0.25 to 6mm² cross-sections
		For crimping of 0.25 to 6mm² cross section ferrules
1	0 376 06	Crimping tool with disengageable control system, crimping at end
		Starfix crimping tool for 10 to 50mm² cross-sections
1	0 376 92	Assorted kit comprising: - 1 crimping tool with disengageable control system for individual ferrules 10 to 50mm² - 30 individual ferrules 10mm² - 20 individual ferrules 16mm² - 15 individual ferrules 25mm² - 10 individual ferrules 35mm² - 10 individual ferrules 50mm²

Whilst most items are stock lines some products are made to order.

Starfix™ applicator

0 376 47



Example of simple/double ferrules on wires

Example of different wires and ferrules

Pack	Cat.Nos.	Starfix applicator	
		Singles - supplied in strips For dispensing strips of ferrules in Starfix crimping tools Cat.Nos 0 376 08/09/10	
		For ferrules cross-section (mm²)	Colour
10	0 376 46	0.25 and 0.34	yellow
10	0 376 47	0.5 to 2.5	red
10	0 376 48	4 and 6	orange

Starfix™ ferrules and crimping tools

Correspondence table

Cross-section (mm²) / Ferrule	Simple ferrule	Large capacity ferrule - refills	Starfix applicator
0.5	0 376 61	0 376 41	0 376 47
0.75	0 376 62	0 376 42	0 376 47
1	0 376 63	0 376 43	0 376 47
1.5	0 376 64	0 376 44	0 376 47
2.5	0 376 66	0 376 45	0 376 47

Dimensions (mm)

Simple ferrules

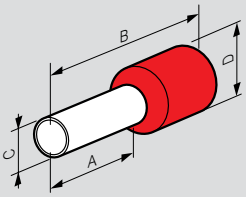

Cat.Nos			Cross-section (mm²)	A	B	C	D
0 376 50	0 377 50		0.25	8	14.5	1.1	3
0 376 60	0 377 60		0.34	8	14.5	1.1	3
0 376 61	0 377 61	0 376 41	0.5	8	14.5	1.5	3.4
0 376 62	0 377 62	0 376 42	0.75	8	14.5	1.5	3.4
0 376 63	0 377 63	0 376 43	1	8	14.5	1.7	3.6
0 376 64	0 377 64	0 376 44	1.5	8	14.5	2	4.1
0 376 66	0 377 66	0 376 45	2.5	8	14.5	2.6	4.8
0 376 67	0 377 67		4	12	21	3.2	5.7
0 376 68	0 377 68		6	12	23	3.9	7.2
0 376 69			10	12	21	4.9	8.1
0 376 72			16	12	23	6.3	9.8
0 376 70			16	18	29	6.3	9.8
0 376 71			25	18	31	7.9	12
0 376 77			35	18	32	8.9	13.5
0 376 78			50	20	36	11.1	16.1

Double ferrules

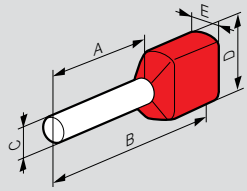

Cat.Nos	Cross-section (mm²)	A	B	C	D	E
0 376 87	2 x 0.75	8	15	2.1	6	3.3
0 376 88	2 x 1	8	15	2.35	6	4
0 376 89	2 x 1.5	8	16	2.6	7.2	4.2
0 376 90	2 x 2.5	10	18.5	3.3	8.4	4.8

Example of use

Starfix tool Cat.Nos 0 376 08/09/10/39

1 Fit the applicator

2 Adjust

The 2-material handle gives an excellent grip

3 Insert the wire and crimp

Starfix S tool Cat.No 0 376 97

1 Adjust the cross-section



2 Strip and twist

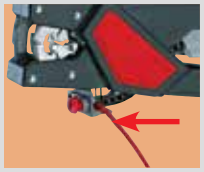

3 Crimp

CAB 3™ marking system

For wiring or Viking 3 terminal blocks

0 381 51

0 381 64



Same markers for cable and terminal blocks

0 381 63 mounted on Viking 3 terminal blocks

For marking wiring or Viking 3 terminal blocks

Pack	Cat.Nos.	**Markers for wiring 0.5 to 1.5mm² cross-section and terminal blocks**
		Strips of 20 markers (price per marker) **Numbers: black on white background (available in black on yellow background on request)**
240	0 381 50	01 to 20
240	0 381 51	21 to 40
240	0 381 52	41 to 60
240	0 381 53	61 to 80
240	0 381 54	81 to 100
240	0 381 55	Blank

0 381 51

		Markers for wiring 1.5 to 2.5mm² cross-section
		Strips of 20 markers (price per marker) **Numbers: black on white background (available in black on yellow background on request)**
240	0 381 60	01 to 20
240	0 381 61	21 to 40
240	0 381 62	41 to 60
240	0 381 63	61 to 80
240	0 381 64	81 to 100
240	0 381 65	Blank



0 381 64

Marking label sheets

For Viking 3 terminal blocks

0 395 05 on Viking 3 terminal blocks



0 395 20

0 395 98

For marking Viking 3 terminal blocks

Pack	Cat.Nos.	**Blank markers**
		Displayed by sheet of 100 pre-cut markers **Manual marking (price per marker)**
1000	0 395 00	For blocks 5mm pitch
1000	0 395 01	For blocks 6mm pitch
1000	0 395 02	For blocks 8mm pitch
		Numbers
		Correct reading direction with the marker in horizontal position. Price per marker.
		Pitch of 5mm
1000	0 395 05	From 1 to 10 (10 times)
1000	0 395 06	From 11 to 20 (10 times)
1000	0 395 07	From 21 to 30 (10 times)
1000	0 395 08	From 31 to 40 (10 times)
1000	0 395 09	From 1 to 50 (2 times)
1000	0 395 10	From 1 to 100
1000	0 395 11	From 101 to 200
		Pitch of 6mm
1000	0 395 15	From 1 to 10 (10 times)
1000	0 395 16	From 11 to 20 (10 times)
1000	0 395 17	From 21 to 30 (10 times)
1000	0 395 18	From 31 to 40 (10 times)
1000	0 395 19	From 1 to 50 (2 times)
1000	0 395 20	From 1 to 100
1000	0 395 21	From 101 to 200
		Black felt tip pen
10	0 395 98	Indelible for marking

Whilst most items are stock lines some products are made to order.

CAB 3™ marking system

Markers for wiring and Viking 3 terminal blocks



Perfect alignment of label holders

0 382 12

Terminal block with CAB 3 markers and label-holders

For marking wiring or Viking 3 terminal blocks

Markers for wiring 0.15 to 0.5mm² and 0.5 to 1.5mm² cross-section and terminal blocks

On Viking 3 terminal blocks
- 4 markers 0.15 to 0.5mm² max
- 3 markers 0.15 to 1.5mm² max.

Pack:
- Up to 0.5mm²: strips of 25 markers

From 0.5mm² to 2.5mm²: strips of 30 markers
Price per marker

Pack		Cat.Nos. 0.15 to 0.5²	Cat.Nos. 0.5 to 1.5²	
				Digits: international colour code
1000	1200	0 381 00	0 382 10	0 Black
1000	1200	0 381 01	0 382 11	1 Brown
1000	1200	0 381 02	0 382 12	2 Red
1000	1200	0 381 03	0 382 13	3 Orange
1000	1200	0 381 04	0 382 14	4 Yellow
1000	1200	0 381 05	0 382 15	5 Green
1000	1200	0 381 06	0 382 16	6 Blue
1000	1200	0 381 07	0 382 17	7 Purple
1000	1200	0 381 08	0 382 18	8 Grey
1000	1200	0 381 09	0 382 19	9 White
				Letters: black on yellow background
300		0 381 10	0 383 00	A
300		0 381 11	0 383 01	B
300		0 381 12	0 383 02	C
300		0 381 13	0 383 03	D
300		0 381 14	0 383 04	E
300		0 381 15	0 383 05	F
300		0 381 16	0 383 06	G
300		0 381 17	0 383 07	H
300		0 381 18	0 383 08	I
300		0 381 19	0 383 09	J
300		0 381 20	0 383 10	K
300		0 381 21	0 383 11	L
300		0 381 22	0 383 12	M
300		0 381 23	0 383 13	N
300		0 381 24	0 383 14	O
300		0 381 25	0 383 15	P
300		0 381 26	0 383 16	Q
300		0 381 27	0 383 17	R
300		0 381 28	0 383 18	S
300		0 381 29	0 383 19	T
300		0 381 30	0 383 20	U
300		0 381 31	0 383 21	V
300		0 381 32	0 383 22	W
300		0 381 33	0 383 23	X
300		0 381 34	0 383 24	Y
300		0 381 35	0 383 25	Z
				Conventional symbols: black on yellow background
300		0 381 40	0 382 70	/
300		0 381 41	0 382 71	•
300		0 381 42	0 382 72	+
300		0 381 43	0 382 73	-
300		0 381 44	0 382 74	∿
300		0 381 45	0 382 75	⎓
300		0 381 46	0 382 76	⏚

0 381 06

0 383 17

0 381 28

0 382 72

Markers for wiring 1.5 to 2.5mm² and 4 to 6mm² cross-section

Pack:
From 0.5mm² to 2.5mm²: strips of 30 markers
- Upper 2.5mm²: strips of 20 markers

Price per marker

Pack		Cat.Nos. 1,5 to 2,5²	Cat.Nos. 4 to 6²	
				Digits: international colour code
1200	800	0 382 20	0 382 30	0 Black
1200	800	0 382 21	0 382 31	1 Brown
1200	800	0 382 22	0 382 32	2 Red
1200	800	0 382 23	0 382 33	3 Orange
1200	800	0 382 24	0 382 34	4 Yellow
1200	800	0 382 25	0 382 35	5 Green
1200	800	0 382 26	0 382 36	6 Blue
1200	800	0 382 27	0 382 37	7 Purple
1200	800	0 382 28	0 382 38	8 Grey
1200	800	0 382 29	0 382 39	9 White
				Letters: black on yellow background
300		0 383 30	0 383 60	A
300		0 383 31	0 383 61	B
300		0 383 32	0 383 62	C
300		0 383 33	0 383 63	D
300		0 383 34	0 383 64	E
300		0 383 35	0 383 65	F
300		0 383 36	0 383 66	G
300		0 383 37	0 383 67	H
300		0 383 38	0 383 68	I
300		0 383 39	0 383 69	J
300		0 383 40	0 383 70	K
300		0 383 41	0 383 71	L
300		0 383 42	0 383 72	M
300		0 383 43	0 383 73	N
300		0 383 44	0 383 74	O
300		0 383 45	0 383 75	P
300		0 383 46	0 383 76	Q
300		0 383 47	0 383 77	R
300		0 383 48	0 383 78	S
300		0 383 49	0 383 79	T
300		0 383 50	0 383 80	U
300		0 383 51	0 383 81	V
300		0 383 52	0 383 82	W
300		0 383 53	0 383 83	X
300		0 383 54	0 383 84	Y
300		0 383 55	0 383 85	Z
				Conventional symbols: black on yellow background
300		0 381 40	0 382 70	/
300		0 381 41	0 382 71	•
300		0 381 42	0 382 72	+
300		0 381 43	0 382 73	-
300		0 381 44	0 382 74	∿
300		0 381 45	0 382 75	⎓
300		0 381 46	0 382 76	⏚

0 382 32

0 382 26

0 383 46

0 383 79

CAB 3™ marking system

Accessories

0 384 90

0 384 92

0 383 92 with markers CAB 3


0 383 97

0 382 00

Pack	Cat.Nos.	CAB 3 accessories
		Marker-holders
		For cables cross-section from 10mm² to 70mm² Capacity: 8 digits, letters or symbols markers from 0.5 to 1.5mm² or 1.5 to 2.5mm² cross section Black
100	0 384 90	10 to 16mm² cross-section
50	0 384 91	25 to 35mm² cross-section
50	0 384 92	50 to 70mm² cross-section
		Support for markers
100	0 383 92	Can be clipped on Viking 3 terminal blocks with screw connection Capacity: 7 markers from 0.15 to 0.5mm² 6 markers from 0.5 to 1.5mm²
		Transparent applicators
		For rapid selection and application of markers onto cable (except Cat.No 0 381 50 to 0 381 55 and Cat.No 0 381 60 to 0 381 65)
		For markers cross-section (mm²) / Applicator colour for identification of cross-section
10	0 383 94	0.15 to 0.5 — green
10	0 383 95	0.5 to 1.5 — red
10	0 383 96	1.5 to 2.5 — blue
10	0 383 97	4 to 6 — yellow
		Set of markers (digits)
1	0 382 01	0.15 to 0.5mm²: 2500 markers + 10 applicators (250 digits from 0 to 9)
1	0 382 02	0.5 to 1.5mm²: 3000 markers + 10 applicators (300 digits from 0 to 9)
1	0 382 03	1.5 to 2.5mm²: 3000 markers + 10 applicators (300 digits from 0 to 9)
1	0 382 04	4 to 6mm²: 2000 markers + 10 applicators (200 digits from 0 to 9)
		On-site toolbox
1	0 382 00	With removable tray for CAB 3 markers and applicators, Starfix ferrules Height 85mm, depth 280mm, width 450mm Metal, padlockable Supplied empty

CAB 3™ marking system

For wiring and Viking 3 terminal blocks

Dimensions

Markers
Polyamide 6/6

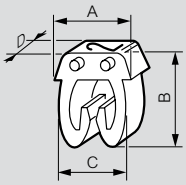

Dimensions	Cable cross-section (mm²)			
	0.15 to 0.5	0.5 to 1.5	1.5 to 2.5	4 to 6
A (mm)	5	5	5.6	8
B (mm)	5.05	6.4	7.6	9.6
C (mm)	3.7	4.3	4.9	7.1
D (mm)	2.3	3	3	3
Ø mini/maxi (mm)	0.8/2.2	2.2/3	2.8/3.8	4.3/5.3

Cat.Nos 0 381 50 to 0 381 55 et 0 381 60 to 0 381 65: no liking stud.
D = 6mm

Marker holders

Cat.No 0 384 90

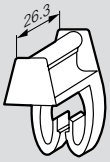

Cat.No 0 384 91



Cat.No 0 384 92

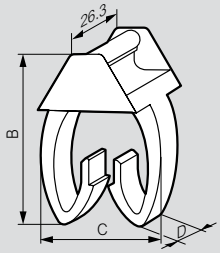

Dim.	Section of cable for marking (mm²)		
	10 to 16	25 to 35	50 to 70
B (mm)	18	24.3	27.2
C (mm)	8.9	12.2	17.2
D (mm)	7	7	10

Support for markers Cat.No 0 383 92

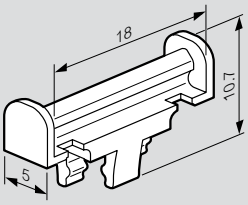

Characteristics and dimensions of on-site toolbox

Cat.No 0 382 00

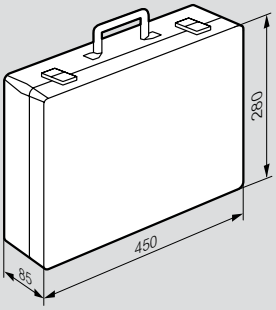

Bottom tray consists of:
- 8 medium slots (arround 8 CAB 3 boxes)
- 1 large slot

Top tray consists of:
- 12 small slots (<=> approx. 6 boxes of CAB 3)
- 1 medium slot for applicators
  Capacity: approx. 15000 CAB 3 markers

Examples

On terminal blocks with support Cat.No 0 383 92

On power terminal blocks



On cable with marker-holder Cat.No 0 384 92

Whilst most items are stock lines some products are made to order.

Memocab™ marking system

For wiring

0 377 12 fixed with Colring cable tie

0 379 91

0 379 92

0 379 89

0 379 93

Marking kit
on request

Marking system with closed ring
High resistance in very aggressive environments

Marker-holders for wiring

Pack	Cat.Nos	Section (mm²) min.	Section (mm²) max.	Ø (mm) min.	Ø (mm) max.
		Length of marking: 12mm			
		4 markers			
1000	0 379 27	0.25	1.5	1.3	3.5
1000	0 379 28	0.75	4	2.3	4.8
		Length of marking: 15mm			
		6 markers			
1000	0 379 30	0.25	1.5	1.3	3.5
1000	0 379 31	0.75	4	2.3	4.8
500	0 379 32	4	16	4.2	7.6
		Length of marking: 18mm			
		7 markers			
1000	0 379 36	0.25	1.5	1.3	3.5
1000	0 379 37	0.75	4	2.3	4.8
500	0 379 38	4	16	4.2	7.6
500	0 379 33	16	50	7.6	12.5
200	0 379 34	50	95	12.5	19
100	0 379 35	95	300	19	29.5
		Length of marking: 30mm			
		7 markers			
500	0 379 40	0.25	1.5	1.3	3.5
500	0 379 41	0.75	4	2.3	4.8
200	0 379 42	4	16	4.2	7.6
200	0 379 43	16	50	7.6	12.5
		Length 500mm (to be cut)			
10	0 379 44	0.75	4	2.3	4

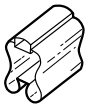







Marker-holders for simultaneous marking of both ends

Pre-cut label holders in rolls

Pack	Cat.Nos	Section (mm²) min.	Section (mm²) max.	Ø (mm) min.	Ø (mm) max.
		Length of marking: 18mm			
		7 markers			
1000	0 379 20	0.25	1.5	1.3	3.5
1000	0 379 21	0.75	4	2.3	4.8
500	0 379 22	4	16	4.2	7.6
		Length of marking: 30mm			
		12 markers			
500	0 379 10	0.25	1.5	1.3	3.5
500	0 379 11	0.75	4	2.3	4.8

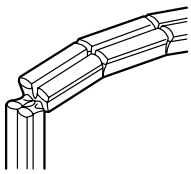

Marker-holders for cables

Pack	Cat.Nos	
		Fixing with Colring cable ties maximum width 4.6mm
100	0 377 12	Length of marking: 20mm (8 markers)
200	0 387 42	Length of marking: 30mm (12 markers)

Marker-holders for all devices

Adhesive
Length of marking: 17.5mm (7 markers)

Accessories

Double dispenser board

Pack	Cat.Nos	
1	0 379 91	For 48 strips of markers (supplied empty)

Selecting prong

For selecting the markers and placing them in the label holder

Pack	Cat.Nos	
10	0 379 90	For 30mm marker holders
10	0 379 92	For 15mm marker holders
10	0 379 89	Double for 30 or 18mm marker holders (for simultaneous marking of both ends)

Extractor

Pack	Cat.Nos	
10	0 379 93	For 15mm marker holders

Memocab™ marking system

For wiring (continued)

0 378 01 to 0 378 10

0 378 05 + 2 x 0 378 06 + 0 378 01 + 0 378 10 + 0 378 09 + 0 378 08 in a label holder Cat.No 0 379 38

Pack	Cat.Nos	Markers	
		Supplied in strips of 24 markets (unit price per marker)	
		Numbers on colour background	
		Black or white marking (international colour code)	
600	0 378 01	Purple	7
600	0 378 02	Orange	3
600	0 378 03	White	9
600	0 378 04	Grey	8
600	0 378 05	Green	5
600	0 378 06	Yellow	4
600	0 378 07	Brown	1
600	0 378 08	Blue	6
600	0 378 09	Black	0
600	0 378 10	Red	2
		Numbers on white background	
		Black marking	
600	0 377 80	0	
600	0 377 81	1	
600	0 377 82	2	
600	0 377 83	3	
600	0 377 84	4	
600	0 377 85	5	
600	0 377 86	6	
600	0 377 87	7	
600	0 377 88	8	
600	0 377 89	9	
		Capital letters	
		Black marking on white background	
240	0 378 26	A	
240	0 378 27	B	
240	0 378 28	C	
240	0 378 29	D	
240	0 378 30	E	
240	0 378 31	F	
240	0 378 32	G	
240	0 378 33	H	
240	0 378 34	I	
240	0 378 35	J	
240	0 378 36	K	
240	0 378 37	L	
240	0 378 38	M	
240	0 378 39	N	
240	0 378 40	O	
240	0 378 41	P	
240	0 378 42	Q	
240	0 378 43	R	
240	0 378 44	S	
240	0 378 45	T	
240	0 378 46	U	
240	0 378 47	V	
240	0 378 48	W	
240	0 378 49	X	
240	0 378 50	Y	
240	0 378 51	Z	
		Conventional symbols	
		Black marking on white background	
240	0 379 54	/	
240	0 379 55	•	
240	0 379 56	+	
240	0 379 57	-	
240	0 379 58	∿	
240	0 379 59	⎓	
240	0 379 60	⏚	

0 378 06

0 377 85

0 378 30

0 379 56

Memocab™ marking system

For wiring

Installation

1 Simultaneous marking of both ends

2 Use of double selecting prong

3 Installation in double marker-holder



The double strip can be used on site, where each marker-holders of both sides will be placed on conductors

Whilst most items are stock lines some products are made to order.

Prisinter - panel mounting sockets - LV 16-32-63A

Terminal connection (max.)
BT 16A : rigid - 1 x 4mm²
BT 32A : rigid - 1 x 10mm²
BT 63A : rigid - 1 x 25mm²
Prisinter sockets 32A : flexible - 1 x 6mm²
Prisinter sockets 63A : flexible - 1 x 16mm²
Conform to EN 60309-1, NF EN 60309-2, IEC 60309-1 and IEC 60309-2
IK09 : plastic and rubber
IK10 : metal according to EN 62262 et IEC 62262
Self-extinguishing :
850°C support of active parts, 950°C for Prisinter
650°C plastic honsing
- 50°C à + 100°C (- 20°C for Prisinter)
Icc 10 kA according to EN 60309-1 and IEC 60309-1
Dust resistance IP may be increased by rubber push-button (on request)

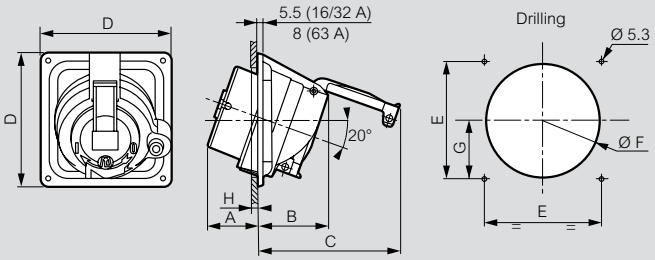

	Material	Weight (kg)	A	B	C	D	E	F min	F max	G	H max
16A											
2P+E	Plastic	0.420	46	70	132	115	100	92	98	46	6 to 10
	Metal	1.250									
3P+E	Plastic	0.480	46	70	138	115	100	92	96	46	6 to 10
	Metal	1.330									
3P+N+E	Plastic	0.570	46	75	156	125	110	102	106	51.5	7
	Metal	1.470									
32A											
2P+E	Plastic	0.570	54	77	153	143	125	115	122	58.5	10 to 20
	Metal	1.470									
3P+E	Plastic	0.610	54	77	153	143	125	115	122	58.5	10 to 20
	Metal	1.500									
3P+N+E	Plastic	0.650	55	79	169	143	125	119	122	58.5	9 to 13
	Metal	1.800									
63A											
2P+E	Plastic	0.870	55	99	205	143	125	120	122	59.5	10 to 20
	Metal	1.500									
3P+E	Plastic	0.950	55	99	205	143	125	120	122	59.5	10 to 20
	Metal	1.850									
3P+N+E	Plastic	0.980	55	99	205	143	125	120	122	59.5	10 to 20
	Metal	2.200									

Breaking capacity 3 x 400 V∿ according to IEC 60947-1-3

Category	16A	32A	63A	Category	125A	
AC 1	16A	32A	63A	**AC 22 AC 23**	400V	70kW
AC 23	8.4kW	16.8kW	33kW		500V	87kW
AC 3					600V	120kW

Reversible box for Prisinter sockets

LV 16A

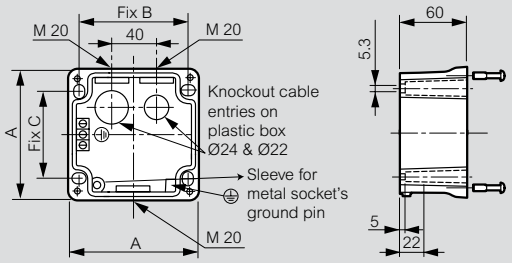

3 entries among which
2 entries M20 sealed with B20P blanking plug for auxiliary contact use
Fitted with 2 connected earth terminals and 1 outside terminal on metal box

	Material	Weight (kg)	A (mm)	B (mm)	C (mm)
2P+E	Plastic	0.140	115	97	78
3P+E	Metal	0.800			
3P+N+E	Plastic	0.160	125	107	88
	Metal	0.900			

LV 32 A

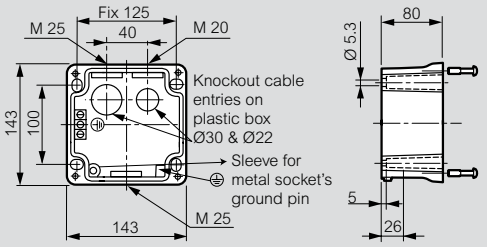

3 entries among which
1 M20 sealed with B20P blanking plug for auxiliary contact
1 M25 sealed with B25P blanking plug
Fitted with 2 connected earth terminals and 1 outside terminal on metal box

LV 63 A

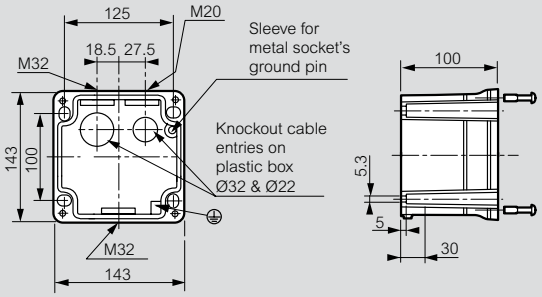

3 entries among which
1 M20 sealed with B20P blanking plug for auxiliary contact
1 M32 sealed with B32P blanking plug
Fitted with 1 outside earth terminal on metal box

Plexo™ boxes IP 55 - IK 07

Dimensions

Cat.Nos 0 921 00/01

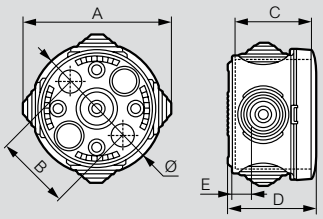

Cat.Nos	ø	A	B	C	D	E
0 921 00	60	79	40	44.5	40	11
0 921 01	70	86	50	49.5	45	11

Cat.No 0 921 04

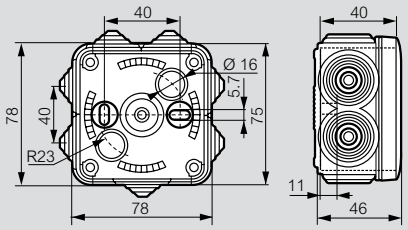

Cat.Nos 0 921 26/27

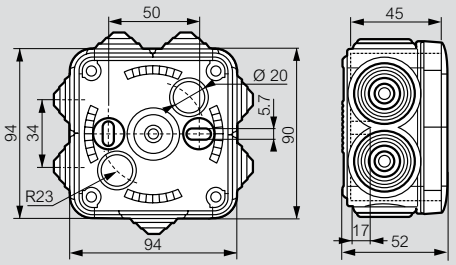

Cat.Nos 0 921 36/37

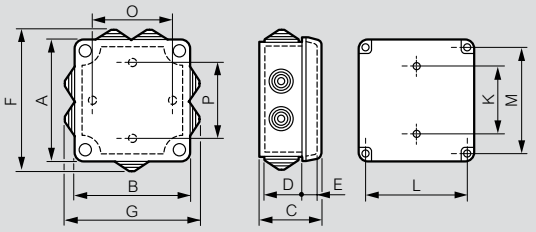

Cat.Nos	A	B	F	G	C	D	E	Fixing of box			S dm²	Fixing of accessories (screw Ø4mm)	
								K	L	M		O	P
0 921 36	116	116	132	132	60	41.8	13.4	50	95	95	1.34	80	80
0 921 37	116	116	121	121	60	41.8	13.4	50	95	95	1.34	80	80

Plexo square boxes 130 x 130mm Cat.Nos 0 920 32/34

Plexo rectangular boxes Cat.Nos 0 920 42/44/52/54/62/64/82/84/92/94

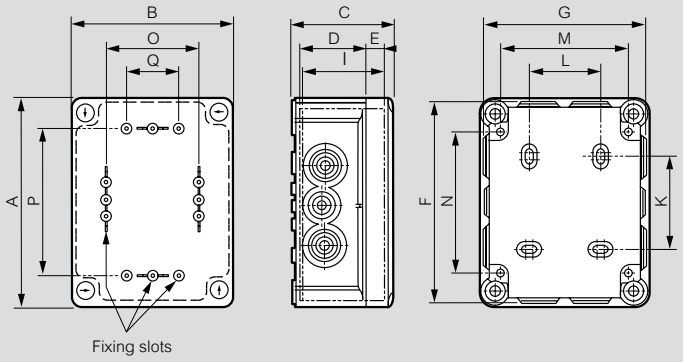

Cat.Nos	Dimensions (mm)	A	B	F	G	C	D	E	I	Fixing of box				Fixing of accessories (screw Ø4mm)		
										K	L	M	N	O	P	Q
0 920 32/34	130 x 130 x 74	150	150	149	149	81	56	18	67	54	70	120	103	106	106	84
0 920 42/44	155 x 110 x 74	175	130	173	128	81	56	18	67	79	50	100	128	86	131	64
0 920 52/54	180 x 140 x 86	200	160	205	165	94	69	18	80	104	50	130	153	116	156	94
0 920 62/64	220 x 170 x 86	240	190	245	195	94	69	18	80	144	80	160	193	146	196	124
0 920 82/84	310 x 240 x 124	332	262	340	270	132	97	27	116	220	160	222	276	200	260	150
0 920 92/94	360 x 270 x 124	382	292	390	300	132	97	27	116	270	190	252	326	230	310	150

Hypra® IP66/67-55 appliance inlets and sockets with isolator and straight and angled plugs

Panel mounting appliance inlets

External screws in stainless steel - Nickel plated contacts
IP66/67-55 - 63A
Can be fixed on box Cat no. 53889
Terminal connection: 1 x 16mm² max. rigid

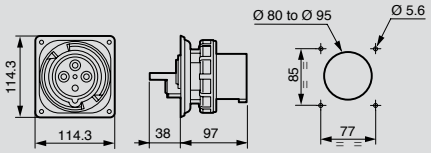

	Weight (kg)
2P+E	0.490
3P+E	0.548
3P+N+E	0.610

IP66/67-55 - 125A
Terminal connection: 1 x 50mm² max. rigid

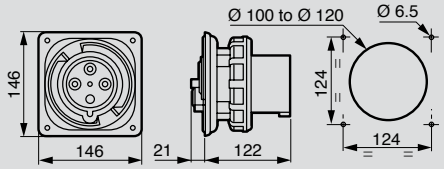

	Weight (kg)
3P+E	1.00
3P+N+E	1.15

Socket with break isolating switch

IP66/67-55 - LV 125A
IP67 according to IEC and EN 60529
Icc 10kA according to IEC and EN 60309-1
Panel mounting sockets: IK 09 according to IEC and EN 62262
External screws in stainless steel

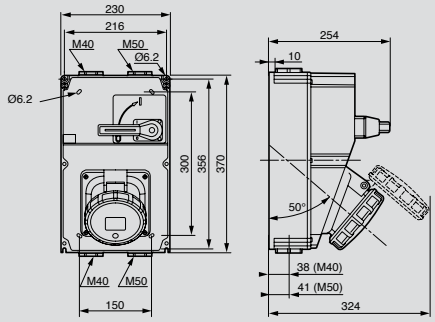

(1) Metal on request

Characteristics

External screws in stainless steel - Nickel plated contacts
Terminal connection:
LV 16A: 1 x 2.5mm² max. flexible
LV 32A: 1 x 6mm² max. flexible
LV 63A: 1 x 16mm² max. flexible
LV 125A: 1 x 50mm² max. flexible

Dimensions

Straight plugs IP66/67-55 LV 16/32A

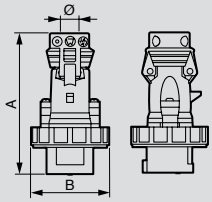

	Weight (kg)	Dimensions (mm)		Ø Clamping and grip
		A	B	
16A				
2P+E	0.165	135	72.5	8 to 15
3P+E	0.195	139	81	8 to 15
3P+N+E	0.220	154	86.5	10 to 18
32A				
2P+E	0.280	164	94.5	10 to 18
3P+E	0.280	164	94.5	12 to 22
3P+N+E	0.325	170	101	12 to 22

Straight plugs IP66/67-55
LV 63A

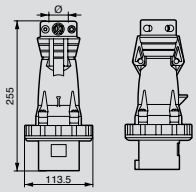

	Weight (kg)	Ø Clamping and grip
2P+E	0.620	16 to 26
3P+E	0.680	18.5 to 29
3P+N+E	0.750	20.5 to 32

LV 125A

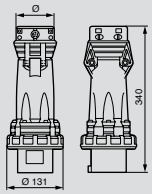

	Weight (kg)	Ø Clamping and grip
3P+E	1.5	24 to 48
3P+N+E	1.7	28 to 48

Straight plugs IP66/67-55 LV 16-32A - plastic

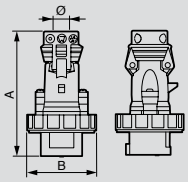

	Weight (kg)	Dimensions (mm)		Ø Clamping and grip
		A	B	
16A				
2P+E	0.165	136	72.5	8 to 15
3P+E	0.195	141	81	8 to 15
3P+N+E	0.220	150	86.5	10 to 18
32A				
2P+E	0.280	161	94.5	10 to 18
3P+E	0.280	161	94.5	12 to 22
3P+N+E	0.325	167	101	12 to 22

Hypra® IP66/67-55 panel mounting and surface mounting boxes

Dimensions

IP66/67-55 - LV 16A

External screws in stainless steel - Nickel plated contacts
Terminal connection (max.): 1 x 4mm² rigid or flexible

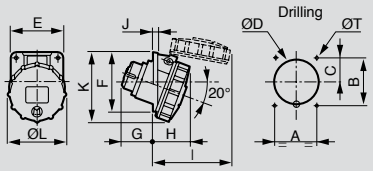

	Weight (kg)	Drilling					Dimensions (mm)							
		A	B	C	ØD	ØT	E	F	G	H	I	J	K	L
LV - 16A														
2P+E	0.140	52	60	33	55	4.2	64	72	40	45	91	5.5	87	72.5
3P+E	0.165	60	70	39	63.5	5.2	74	84	41	48	102	5.5	96	81
3P+N+E	0.195	60	70	37	70.6	5.2	80	84	42	50	106	5.5	96	86.5

IP66/67-55 - LV 16 and 32A with single fixing centres

Terminal connection (max.):
16A: 1 x 4mm² rigid
32A: 1 x 10mm² rigid

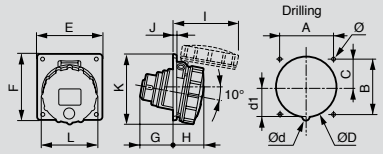

	Weight (kg)	Drilling							Dimensions (mm)							
		A	B	C	ØD	Ød	d1	Ø	E	F	G	H	I	J	K	ØL
LV - 16A																
2P+E	0.140	70	70	35	76.2	-	-	4.2	84	84	42	39	83	4.5	90	72.5
3P+E	0.165	70	70	35	76.2	-	-	4.2	84	84	43	41	98	4.5	93	81
3P+N+E	0.195	70	70	35	76.2	-	-	4.2	84	84	43	41	99	4.5	91	86.5
LV - 32A																
2P+E	0.165	70	70	35	76.2	-	-	4.2	84	94	54	50	113	4.5	101	94.5
3P+E	0.165	70	70	35	76.2	-	-	4.2	84	94	54	50	113	4.5	101	94.5
3P+N+E	0.195	70	70	35	76.2	8	36	4.2	84	94	54	51	120	4.5	103	101

IP66/67-55 - LV 63 and 125A

Terminal connection (max.):
63A: 1 x 25mm² rigid
125A: 1 x 70mm² rigid

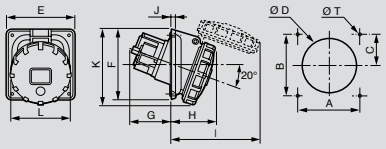

	Weight (kg)	Drilling					Dimensions (mm)							
		A	B	C	ØD	ØT	E	F	G	H	I	J	K	ØL
LV - 63A														
2P+E	0.680													
3P+E	0.710	77	85	42.5	92	6.5	106	106	85	79	158	6	127	113.5
3P+N+E	0.770													
LV - 125A														
3P+E	1.400	124	124	62	120	6.5	146	146	84	96	190	8	165	146
3P+N+E	1.550													

Dimensions

IP44, IP66/67-55 - LV 16A

Fix A1 and A2:
Blind optional fixing points
Metal boxes fitted with
- 2 connected earth terminals and 1 outside terminal
- 1 sleeve for metal socket's ground pin

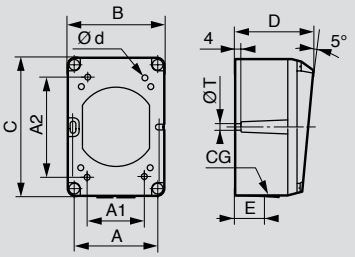

Surface mounting sockets / Panel mounting sockets	Material	Weight (kg)	Drilling					Dimensions (mm)				CG cable gland
			A1	A2	Ød	A	ØT	B	C	D	E	
IP44 and IP66/67-55 - LV 16A												
2P+E	Plastic	0.115	51	68	4.2	64	5.3	74	106	58	20	M 20
	Metal	0.400										
3P+E / 3P+N+E	Plastic	0.160	68	68	4.2	85	5.3	96	122	60	22	M 20
	Metal	0.520										

IP44, IP66/67-55 - LV 32A

Blind optional fixing points
Metal boxes fitted with
- 2 connected earth terminals and 1 outside terminal
- 1 sleeve for metal socket's ground pin

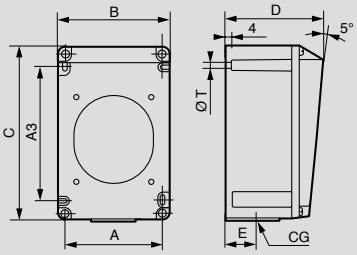

Surface mounting sockets / Panel mounting sockets	Material	Weight (kg)	Drilling			Dimensions (mm)				CG cable gland
			A	A3	ØT	B	C	D	E	
IP44 and IP66/67-55 - LV 32A										
2P+E / 3P+E / 3P+N+E	Plastic	0.340	90	125	5.3	102	162	90	26	M 25
	Metal	0.910								

Hypra® IP66/67-55 mobile sockets

Characteristics

External screws in stainless steel - Nickel plated contacts
Icc 10kA according to IEC 60309-1

Dimensions

Mobile sockets IP66/67-55

LV 16 - 32A

Terminal connections:
LV 16A: 1 x 2.5mm² max. flexible
LV 32A: 1 x 6mm² max. flexible

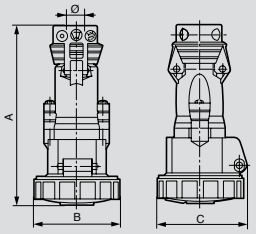

LV 63A

Terminal connection:
1 x 16mm² max. flexible

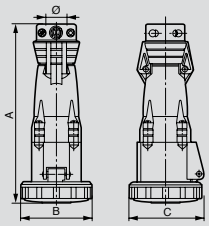

	Material	Weight (kg)	Dimensions (mm)			Ø Clamping and grip
			A	B	C	
LV 16A						
2P+E	Plastic	0.180	150	72.5	75.5	8 to 15
3P+E	Plastic	0.215	154	81	86	8 to 15
3P+N+E	Plastic	0.275	169	86.5	89	10 to 18
LV 32A						
2P+E	Plastic	0.320	179	94.5	99	10 to 18
3P+E	Plastic	0.320	179	94.5	99	12 to 22
3P+N+E	Plastic	0.375	185	101	105	12 to 22
LV 63A						
2P+E	Plastic	0.780	278	113.5	119	16 to 26
3P+E	Plastic	0.850	278	113.5	119	18.5 to 29
3P+N+E	Plastic	0.910	278	113.5	119	20.5 to 32

LV 125A

Terminal connection:
1 x 50mm² max. flexible

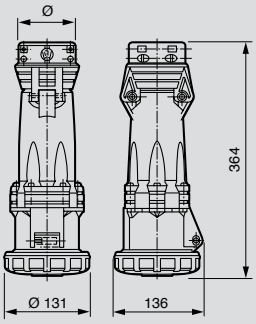

	Weight (kg)	Ø Clamping and grip
125A		
3P+E	1.8	24 to 48
3P+N+E	2.0	28 to 48

Hypra® IP66/67-55 surface mounting sockets

Dimensions

IP44 - LV 16 to 32A, IP66/67-55 - LV 16 and 32A, IP66/67 - LV 63A

Plastic boxes fitted with 2 connected earth terminals
Metal boxes fitted with
- 2 connected earth (16/32A) terminals and 1 outside terminal
- 1 sleeve for metal socket's ground pin
- 3 connected earth (63A) terminals

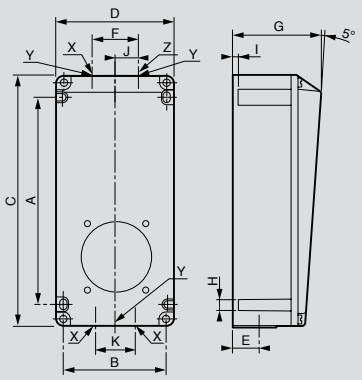

Surface mounting sockets / Panel mounting sockets	Material	Weight (kg)	Drilling			Dimensions (mm)										
			A	B	H	C	D	E	F	G	I	J	K	X	Y	Z
16A																
2P+E	Plastic	0.330	145	74	5.3	182	86	22	34	75	4	-	-	-	M20	-
	Metal	0.830														
3P+E / 3P+N+E	Plastic	0.440	175	88	5.3	212	100	22	40	77	4	-	-	-	M20	-
	Metal	0.980														
32A																
2P+E	Plastic	0.670	234	117	5.3	270	130	30	50	120	4	-	-	-	M25	-
2P+E / 3P+E / 3P+N+E	Metal	1.730														

Dimensions

IP66/67-55 - LV 63A

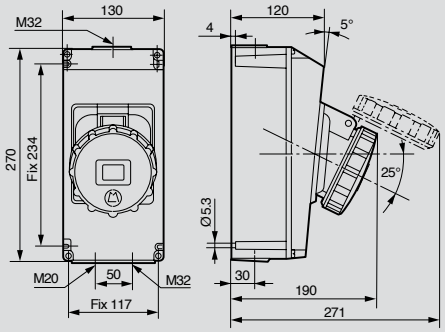

	Weight (kg)
2P+E	1.500
3P+E	1.550
3P+N+E	1.600

IP66/67-55 - LV 125A

Terminal connection: 1 x 70mm² rigid max.

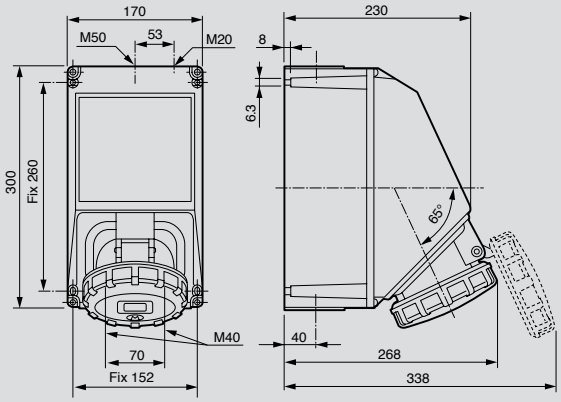

	Weight (kg)
3P+E	3.5
3P+N+E	3.7

Transcab and Lina 25™ cable ducting

Lina 25 accessories installation

Fixing on rail

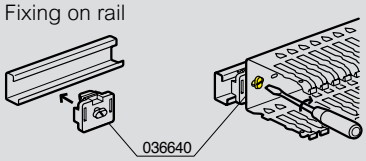

Fixing on perforated plate

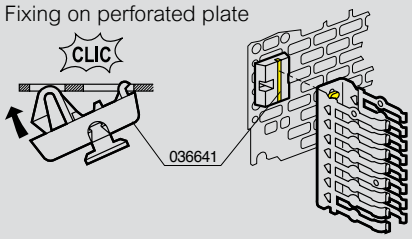

Fixing on door

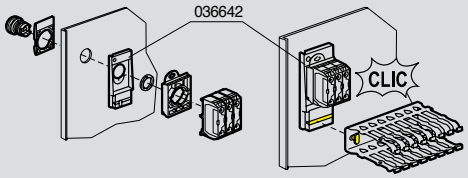

Cable retainer

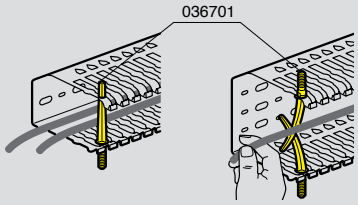

Dimensions

Width 15mm (Transcab)

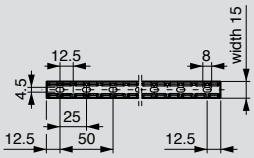

Width 25 to 60mm
(Transcab and Lina 25)

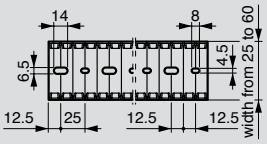

Width 80 to 120mm
(Transcab and Lina 25)

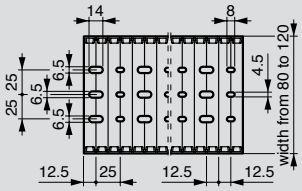

Width 150mm (Transcab)

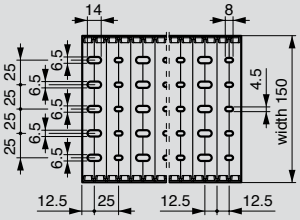

Dimensions (continued)

Transcab cable ducting

Cat no.	A (mm)	B (mm)
636095	15	25
636096	15	40
636100	25	25
636101	25	40
636102	25	60
636103	25	80
636105	40	25
636106/636206	40	40
636107/636207	40	60
636108	40	80
636109	40	100
636111	60	40
636112/636212	60	60
636113	60	80
636114	60	100
636115	80	40
636116	80	60
636117	80	80
636118	80	100
636119	100	40
636120	100	60
636121	100	80
636122	100	100
636124	120	60
636125	120	80
636123	150	100

Lina 25 cable ducting

Cat no.	A (mm)	B (mm)	C (mm)
036201	25	40	5
036213	60	80	10

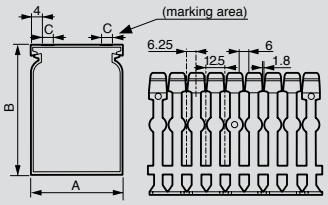

Calculating the ducting usable cross section

Graph for H 05 V-K and H 07 V-K cables with 0.75 packing coefficient

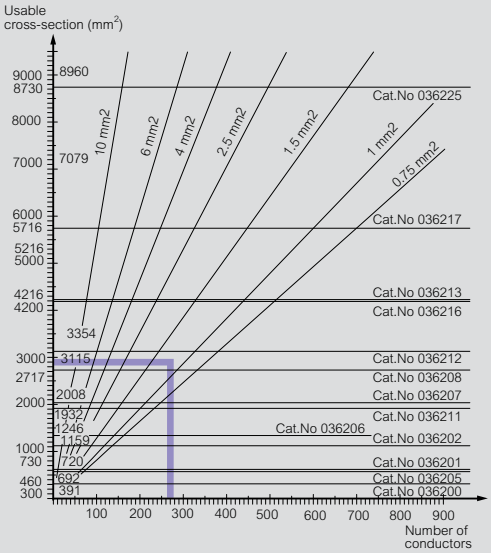

Example: 150 conductors 0.75mm² -> 1230mm² cross section and
120 conductors 1.5mm² -> 1700mm² cross section
Makes a total of 2930mm²

EN 50085-2-3 Classification of Transcab and Lina 25 cable ducting

6.3 Minimum storage & transport temperature	- 25°C
6.3 Maximum operating temperature	+ 60°C
6.101 Mounting position	Vertical or horizontal

Viking™ 3 terminal blocks with screw connection

Characteristics and dimensions (mm)

V2 polyamide according to UL 94, 960°C according to IEC EN 60695-2-11

Connecting blocks

Cat no.	Voltage (V)			Current (A)				Nominal cross-section		
	IEC	CSA	UL	Ie	IEC	CSA	UL	IEC (mm²)	CSA (AWG)	UL (AWG)
37100/60	800	600	600	27	24	20	20	2.5	12	12
37101/61				36	32	30	30	4	10	10
37102/62				48	41	50	50	6	8	8
37103/63				63	57	60	60	10	6	6
37104/64				85	76	85	85	16	4	4
37105/65				138	125	115	115	35	2	2
37107/67	500	300	300	27	24	20	20	2.5	12	12
37108/68				36	32	30	30	4	10	10
37166	1000	600	600	213	192	200	200	70	000	000

Cat No. 37100/01/02/60/61/62/63

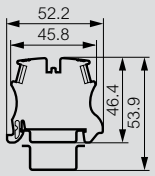

Cat No. 37104/05/64/65

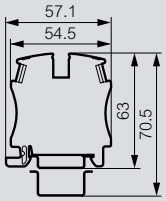

Cat No. 37166

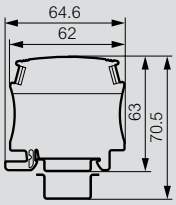

Cat No. 37107/08/67/68

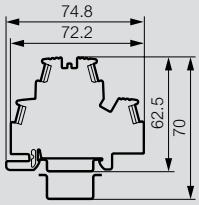

Blocks for protection conductor

V2 polyamide according to UL 94, 960°C according to IEC EN 60695-2-11

Blocks for protection conductor

Cat no.	Voltage (V)			Current (A)		Nominal cross-section		
	IEC	CSA	UL	Ie	IEC	IEC (mm²)	CSA (AWG)	UL (AWG)
37170	800	600	600	-	-	2.5	12	12
37171				-	-	4	10	10
37172				-	-	6	8	8
37173 (1)				63	57	10	6	6
37174 (1)				85	76	16	4	4
37175 (1)				138	125	35	2	2

IEC 60947-7-1/7-2, CSA no. 22-2 no. 158, UL 1059
Ie: Rated current NF C 15100 table 52H, column 4
(1) PEN terminal blocks

Cat No. 37170/71/72/73

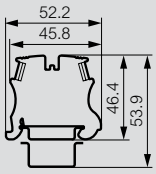

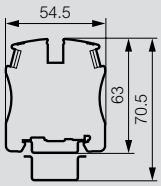

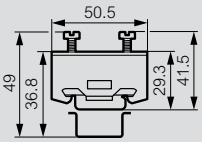

Disconnect terminal blocks

Cat no.	Voltage (V)			Current (A)			Nominal cross-section		
	IEC	CSA	UL	IEC	CSA	UL	IEC (mm²)	CSA (AWG)	UL (AWG)
37180	500	300	300	15	15	15	2.5	12	12
37181	250	250	250	6.3	6.3	6.3			
37187/88	250	250	250	10	10	10	10		

IEC 60947-7-1/7-3, CSA no. 22-2 no. 158, UL 1059

Power according to EN 60947-7-3

Cat no.	Short-circuit		Short-circuit + overload	
	Separate blocks	Assembled blocks	Separate blocks	Assembled blocks
37181 or 37180 + 375 (1)	4W / 6.3A	1.6W / 6.3A	1.6W / 6.3A	-
	Pvk = 4.75W	Pvk = 2W	Pv = 1.65W	-
37187/88	4W	2.5W	1.6W	-
	Pvk = 5W	Pvk = 2.7W	Pv = 1.8W	-

(1) With or without blown fuse indicator Cat No. 37525

Cat No. 37180

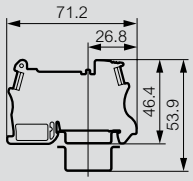

Cat No. 37181

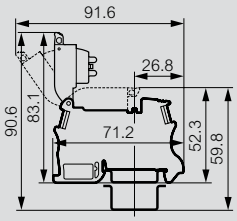

Cat No. 37187/88

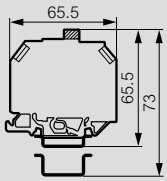

Viking™ 3 terminal blocks with screw connection and accessories

Disconnect block for measurement

Cat no.	Voltage (V)			Current (A)			Nominal cross-section		
	IEC	CSA	UL	IEC	CSA	UL	IEC (mm²)	CSA (AWG)	UL (AWG)
37192	800	-	-	24	-	-	4	-	-

IEC EN 60947-7-1

Cat No. 37192

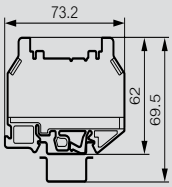

Wiring principle for measurement blocks Cat No. 37192

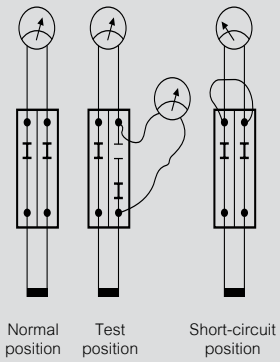

Per circuit:
2 x Disconnect blocks for measurement Cat No. 37192
4 x Measurement sockets for Ø4mm plug Cat No. 37577
1 x End cap Cat No. 37557
1 x Shunt with Ø4mm plugs

Wattmeter circuit

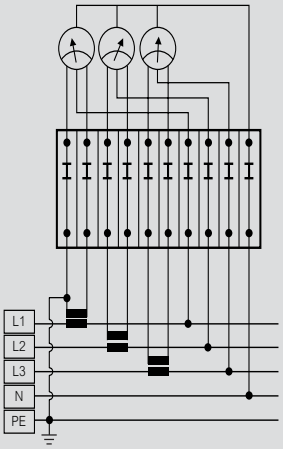

10 x Disconnect blocks for measurement Cat No. 37192
12 x Measurement sockets for Ø4mm plug Cat No. 37577
1 x End cap Cat No. 37557
3 x Shunts with Ø4mm plugs

Stripped lengths (mm)

Screw terminal pitch (mm)	Rigid or flexible wire
5	6 to 8
6	
8	10 to 12
10	
12	13 to 17
15	14 to 18
22	15 to 22

Characteristics and dimensions (mm)

End stops

Cat No. 37510

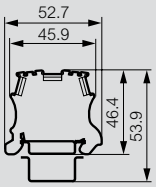

Cat No. 37511

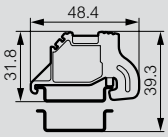

Cat No. 37512

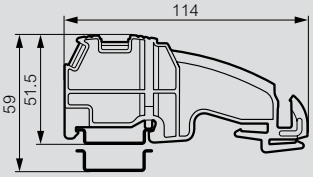

Cat No. 37513

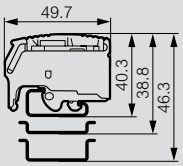

End caps

Cat no.	Thickness (mm)
37550	2
37551	2.5
37552	2
37556	1.4

Separation and insulation dividers

Cat no.	Thickness (mm)
37560	2.5
37562	2.5

Equipotential bridging combs/bars

Cat no.	Cross-section (mm²)
37501	2.5
37502	2.5
37540	10
37542	16
37546	2.5
37547	2.5

Ferrules

Correspondence table

Ferrule / Cross-section (mm²)	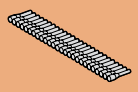 Simple ferrule	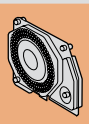 Large capacity ferrule - refills	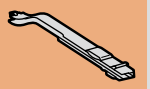 Starfix applicator
0.5	37661	37641	37647
0.75	37662	37642	37647
1	37663	37643	37647
1.5	37664	37644	37647
2.5	37666	37645	37647

Dimensions (mm)

Simple ferrules

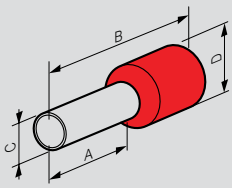

Cat no.		Cross-section (mm²)	A	B	C	D
37650		0.25	8	14.5	1.1	3
37660		0.34	8	14.5	1.1	3
37661	37641	0.5	8	14.5	1.5	3.4
37662	37642	0.75	8	14.5	1.5	3.4
37663	37643	1	8	14.5	1.7	3.6
37664	37644	1.5	8	14.5	2	4.1
37666	37645	2.5	8	14.5	2.6	4.8
37667		4	12	21	3.2	5.7
37668		6	12	23	3.9	7.2
37669		10	12	21	4.9	8.1
37670		16	18	29	6.3	9.8
37671		25	18	31	7.9	12
37677		35	18	32	8.9	13.5
37678		50	20	36	11.1	16.1

Double ferrules

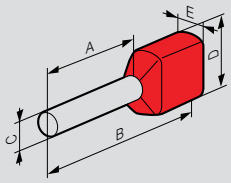

Cat no.	Cross-section (mm²)	A	B	C	D	E
37687	2 x 0.75	8	15	2.1	6	3.3
37688	2 x 1	8	15	2.35	6	4
37689	2 x 1.5	8	16	2.6	7.2	4.2
37690	2 x 2.5	10	18.5	3.3	8.4	4.8

CAUTION
FRAGILE

legrand



SWITCHES & POWERPOINTS

Indoor Ranges

P. 123
Living Now Switches

P. 135
Arteor 770 Switches

P. 159
Architectural Metal

P. 167
Excel Life Dedicated Switches

P. 180
Excel Life Common Switches

P. 195
Excel Switches

P. 211
Como Switches

P. 219
Standard Switches

Weatherproof & Technical Ranges

P. 223
Aqua Life

FEATURED PRODUCTS

Excel Life Matt
(p. 167)

Living Now
(p. 123)

P. 123 Living Now Powerpoints

P. 124 Living Now Mechanisms

P. 132 Living Now grids and plates

P. 136 Arteor 770 Powerpoints

P. 137 Arteor 770 Mechanisms

P. 146 Arteor International Mechanisms

P. 157 Arteor 770 and International coverplates

P. 161 Linea Switches

P. 162 Linea Powerpoints

P. 162 Linea Phone, TV & Data Sockets

P. 163 Linea Grids & Plates

P. 169 Excel Life Dedicated Powerpoints

P. 171 Excel Life Dedicated Mechanisms

P. 178 Excel Life Dedicated Grids & Plates

P. 181 Excel life Common powerpoints

P. 182 Excel life Common grid and coverplates

P. 186 Excel Life Secure series

P. 187 Excel Life Medical

P. 200 Excel Powerpoints

P. 204 Mechanisms for Excel, Linea and Standard

P. 207 Excel Phone, TV & Data Sockets

P. 208 Excel Grids & Plates

P. 213 Como Powerpoints

P. 213 Como Phone, TV & Data Sockets

P. 214 Como Mechanisms

P. 217 Como Coverplates & Accessories

P. 220 Standard Powerpoints

P. 221 Standard Phone, TV & Data Sockets

P. 222 Standard Plates

P. 224 Light Sensitive Switches

P. 224 Soliroc

Excel Life Powerpoint with integrated USB Type A+C

(p. 169)

Living Now

Switches - Complete products

LVNSW1WE

LVNSW2BL

LVNSW3WE

Pack	Cat. no.	Switches 10 AX - 230/240V a.c. - Two-way
		Supplied with clip-in illumination LED accessory
		1 gang
1 1	LVNSW1WE LVNSW1BL	○ White ● Black
		2 gang
1 1	LVNSW2WE LVNSW2BL	○ White ● Black
		3 gang
1 1	LVNSW3WE LVNSW3BL	○ White ● Black

Living Now

Powerpoints and data outlets - Complete products

LVN787ABL

LVN777AWE

Pack	Cat. no.	Powerpoints 10 A - 230/240V a.c.
		Single powerpoint
1 1	LVN787AWE LVN787ABL	○ White ● Black
		Double powerpoint
1 1	LVN777AWE LVN777ABL	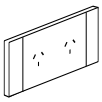 ○ White ● Black
		Data outlet Cat6
		1 gang
1 1	LVNDA1WE LVNDA1BL	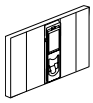 ○ White ● Black
		2 gang
1 1	LVNDA2WE LVNDA2BL	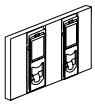 ○ White ● Black

Whilst most items are stock lines some products are made to order.
Legrand and HPM Wiring Devices should be cleaned with a damp cloth only. Do not use chemicals or detergents.

Living Now

Switches

K4003

K4004

K4003 + KW01

KG01

K4003 + KW01M2

KG01M2

Devices to be completed with appropriate cover as indicated below

Pack	Cat. no.	Switches 10 AX - 230/240V a.c.
		2-way switch
1	K4003	1P 10 AX, 230/240V a.c. 2-way switch, screw and plates terminals, lightable - 1 module
		Intermediate switches
1	K4004	1P 10 AX, 230/240V a.c. crossover switch, screw and plates terminals - 1 module
1	K4004L	1P 10 AX, 230/240V a.c. Intermediate switch, screw and plates terminals, with white LED for backlighting (the LED is not interchangeable) - 1 module
1	K4004LB	1P 10 AX, 230/240V a.c. Intermediate switch, screw and plates terminals, with blue LED for backlighting (the LED is not interchangeable) - 1 module
		Pushbutton 10 A - 230/240V a.c.
1	K4005	1P (NO) 10 A, 230/240V a.c. pushbutton, screw and plates terminal, lightable - 1 module

Pack	Cat. no.	Covers
		Lightable cover for item K4003, K4004, K4004L, K4004LB, K4005
		1 module
1 1	KW01 KG01	○ White ● Black
		2 modules
1 1	KW01M2 KG01M2	○ White ● Black

K4411

K4410

KW19

Devices to be completed with appropriate cover as indicated below

Pack	Cat. no.	Dimmer
1	K4411	**Universal dimmer** Universal pushbutton dimmer - resistive/ inductive/ capacitive/fluorescent/compact/ dimmer LED. 230/240V a.c. 50 to 60 Hz - connection without neutral - 2 modules
1	K4410	**Dimmer for ballast lamp** Pushbutton dimmer for ballast lamp with 0-10V output. 230/240V a.c. 50 to 60 Hz - 2 modules
		Cover
		1 module
		Cover for item K4411, K4410
1 1	KW19 KG19	○ White ● Black

DIMMER K4410 - LOAD COMPATIBILITY

		1 -10 V		
+35°C 0°C 2 x 2,5mm² 230/240V a.c 50/60 Hz		+	+	+
240 V	Max	600 VA	600 VA	600 VA
	Min.	20 VA	20 VA	20 VA

DIMMER K4411 - LOAD COMPATIBILITY

		R		L	
+35°C 0°C 230/240V a.c 50/60 Hz	2 x 2.5 mm²			(*) +	(*)
240 V	Max.	400 W	400 W	400 VA	200 VA
	Min.	3 W	3 W	3 VA	3 VA

		C/L			
+35°C 0°C 230/240V a.c 50/60 Hz	2 x 2.5 mm²	+		Dimmable	Dimmable LED
240 V	Max.	400 VA	200 VA	75 W or max. 10 lamps	75 W or max. 10 lamps
	Min.	3 VA	3 VA	3 W	3 W

Whilst most items are stock lines some products are made to order.
Legrand and HPM Wiring Devices should be cleaned with a damp cloth only. Do not use chemicals or detergents.

Living Now

Double pole switches

KW4002 KG4302V32 KW02 KG02M2

Devices to be completed with appropriate cover as indicated below

Pack	Cat. no.	Switches
1 1	KW4002 KG4002	2P 16 AX, 230/240V a.c., lightable switch - 1 module ○ White ● Black
1 1	KW4302V32 KG4302V32	2P 32A 230/240V a.c. switch - 2 Module ○ White ● Black
		Cover
		1 module
1 1	KW02 KG02	Cover for item KW4002 and KG4002 ○ White ● Black
		2 module
1 1	KW02M2 KG02M2	Cover for KW4302V32 and KG4302V32 ○ White ● Black

Living Now

Shutter/blind switches, fan controllers, and thermostats

KW4441 KG4441 K4027 KW06 KG06

Pack	Cat. no.	Shutter/blind switches
1	K4027	1P 10 AX, 230/240V a.c. changeover switch, double-key 1-0-2, not lightable - 1 module
		Cover
1 1	KW06 KG06	Cover for item K4027 ○ White ● Black
		Electronic thermostats
1 1	KW4441 KG4441	Electronic room thermostat - relay output with 1 contact in switching free of 5(2)A potential. - power supply 230/240V a.c. - 2 modules
		Fan Controllers
1 1	KW4017 KG4017	4 speed (0-1-2-3) fan controller 100W - 2 Modules - provided with key cover ○ White ● Black

Living Now

New Zealand standard sockets

LVNM787A

LVNM777A

Devices to be completed with appropriate cover as indicated below

Pack	Cat. no.	Australian standard sockets
		Single socket
1	LVNM787A	2 P+E 10 A , 230/240V a.c. - autoswitched - 2 module ○ White
		Double socket
1	LVNM777A	2 P+E 10 A 230/240V a.c. - autoswitched - supplied with grid ○ White

Pack	Cat. no.	Covers
		Single socket
1 1	KW67 KG67	 ○ White ● Black
		Double socket
1 1	KW69 KG69	 ○ White ● Black

Whilst most items are stock lines some products are made to order.
Legrand and HPM Wiring Devices should be cleaned with a damp cloth only. Do not use chemicals or detergents.

Living Now

USB chargers

K4285C1

K4285C2

K4286C1

K4286C2

K4287C2

KW10C

KG12C

Devices to be completed with appropriate cover as indicated below

Pack	Cat. no.	USB charger
		Type A
1	K4285C1	5 V d.c. type A USB charger only for charging electronic devices up to 1,500 mA - 110-230 V 50-60 Hz DIRECT power supply - 1 module
1	K4285C2	5 V d.c. type A USB charger for quick charge of one single electronic device up to 3,000 mA or simultaneous charging of two devices up to 1,500 mA - 110-230 V 50-60 Hz DIRECT power supply - 2 modules
		Type C
1	K4286C1	5 V d.c. type C USB charger only for charging electronic devices up to 1,500 mA - 110-230 V 50-60 Hz DIRECT power supply - 1 module
1	K4286C2	5 V d.c. type C USB charger for quick charge of one single electronic device up to 3,000 mA or simultaneous charging of two devices up to 1,500 mA - 110-230 V 50-60 Hz DIRECT power supply - 2 modules
		Type A+C
1	K4287C2	5 V d.c. type A and C USB charger for quick charge of single electronic devices up to 3,000 mA or simultaneous charging of two devices up to 1,500 mA - 110-230 V 50-60 Hz DIRECT power supply - 2 modules

Pack	Cat. no.	Cover for USB charger
		1 module
		Cover for item K4285C1 and K4286C1
1	KW10C	○ White
1	KG10C	● Black
		2 modules
		Cover for item K4285C2, K4286C2, K4287C2
1	KW12C	○ White
1	KG12C	● Black

Living Now

RJ connectors for data

KG4279C6

KW07

KG07

Devices to be completed with appropriate cover as indicated below

Pack	Cat. no.	RJ45 connectors
		Connectors for data/telephony transmission These connectors can be used for 4-pair signal transmission systems - 1 module
		Cat6
		Category: 6 UTP; Type of connection: TOOLLESS IDC
1 1	KW4279C6 KG4279C6	○ White ● Black
		Cat6A
		6A UTP; TOOLLESS IDC
1 1	KW4279C6A KG4279C6A	○ White ● Black

Pack	Cat. no.	Cover for RJ45, RJ11 connectors and Keystone adapters
		1 module
		Cover for all the RJ45 and RJ11 connectors
1 1	KW07 KG07	○ White ● Black

Living Now

TV sockets and A/V connectors

K4202D

K4202F

K4214D

K4284P

KW14

Devices to be completed with appropriate cover as indicated below

Pack	Cat. no.	TV socket 1 module
1	K4202D	Direct coaxial socket for single-user aerial systems, including central remote powered systems and single-user central satellite systems with current and signal transfer for the selection of the channels - shielded connection clamps with captive screws - Diam. 9.5 mm - male connector - 1 module
1	K4202F	Type F TV coaxial connector - impedance 75 Ω - screw hook - 1 module
1	K4214D	Direct demixed coaxial socket for single-user aerial systems, also remote powered and shunting centralised and for single-user / shunting centralised satellite systems with current and signal transfer for the selection of the channels; Ø 9.5 mm male TV connector - type F SAT connector - 1 module

Pack	Cat. no.	Cover for TV socket 1 module
		1 module
		Cover for item K4202D and K4202F
1 1	KW08 KG08	○ White ● Black
		Cover for item K4214D
1 1	KW09 KG09	○ White ● Black

Pack	Cat. no.	Audio Connector
		A/V connector
1	K4284P	Pre-connected HDMI 1.4 connector - 1 module

Pack	Cat. no.	Cover for audio and A/V connectors
		1 module
		Cover for item K4284P
1 1	KW14 KG14	○ White ● Black

Whilst most items are stock lines some products are made to order.
Legrand and HPM Wiring Devices should be cleaned with a damp cloth only. Do not use chemicals or detergents.

Living Now

Functions for hotel room

K4549

K4027H

KW22

KG22

KW06H

KG06H

Devices to be completed with appropriate cover as indicated below

Packs	Cat. no.	Key card switches
1	K4549	Key card switch for the power supply inside the hotel room - slot light with built-in lamp - 30 second switch-off delay - power supply 230/240V a.c. The completion of the light point requires two “half-module blanking modules” (item K4949) at the sides of the badge holder. To be installed with supports and cover plates with minimum size of 3 modules
1	K4548	Key card switch for the power supply inside the hotel room - slot light with built-in lamp - 30 second switch-off delay - power supply 230/240V a.c. - with RFID technology recognition The completion of the light point requires two “half-module blanking modules” (item K4949) at the sides of the badge holder. To be installed with supports and cover plates with minimum size of 3 modules
		Do-Not-Disturb / Make-up room
1	K4027H	1P 10 AX, 230/240V a.c. changeover switch, double-key 1-0-2 for Hotel, LIT - 1 module (The LED is replaceable with item K4743V230RG)
1	K4373	Lampholder with two built-in LEDS, green and red. Can be used as out of room visual signal with double notification: do not disturb and make up the room - The LEDs cannot be replaced - 127/ 230/240V a.c. power supply - 1 module

Packs	Cat. no.	Cover for functions for hotel
		2 modules
		Cover for item K4549 et K4548
1 1	KW22M2 KG22M2	○ White ● Black
		3 modules
		Cover for item K4549 et K4548
1 1	KW22 KG22	○ White ● Black
		1 module
		Cover for item K4027H
1 1	KW06H KG06H	○ White ● Black
		Cover for item K4373
1 1	KW11H KG11H	○ White ● Black

LN4743/230T KW00 KG00 K4949 K4950

Devices to be completed with appropriate cover as indicated below

Pack	Cat. no.	LED for control and socket lighting
		LED for backlighting of the following “basic control devices”: K4003 and K4005
1	LN4743/230T	white LED - 230/240V a.c. - night signal
1	LN4743/12T	white LED - 230/240V a.c. - night signal
1	H4743/230B	blue LED - 230/240V a.c. - night signal
1	H4743/12B	blue LED - 230/240V a.c. - night signal
		Blanking modules
		Blanking module
1	K4950	1 module
		Installation accessory
		1/2 module blanking module
1	K4949	Does not require a cover
		Covers for Blanking modules
		1 modules
		Cover for item K4950
1 1	KW00 KG00	○ White ● Black
		2 modules
		Cover for item K4950
1 1	KW00M2 KG00M2	○ White ● Black

EXAMPLES OF LED CONNECTION ON A SWITCH

Function: locating

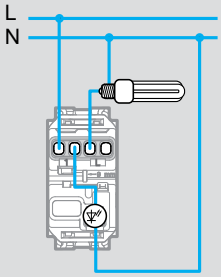

Function: load status LED

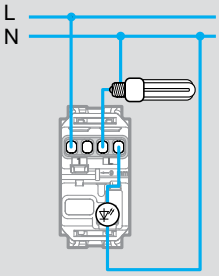

Control backlighting led connection

Note for the connection of 230 V.a.c. LEDs for the backlighting of control devices: when LEDs are fitted to help locate the control itself, it must be taken into account that energy saving and fluorescent lamps do not allow in series connection of the LED on the load.
It is therefore necessary to also take a neutral conductor near the control, so that the LED may be connected directly between phase and neutral, and will always be on.

Whilst most items are stock lines some products are made to order.
Legrand and HPM Wiring Devices should be cleaned with a damp cloth only. Do not use chemicals or detergents.

Living Now

Support frames and mounting boxes

K4702

K4704

K4703AU

K4706

429R

435


504E

PB506N

Pack	Cat. no.	Supports	
1	K4702		2-module support frame supplied with protective shell
1	K4703AU		3-module support frame
1	K4704	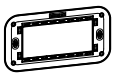	4-module support frame supplied with protective shell
1	K4706		6-module support frame supplied with protective shell
		Mounting boxes	
		For 2 module frame K4702	
1	80151		Box
1	80051		Plasterboard box

Pack	Cat. no.	Mounting accessories	
		For 3 module frame K4703AU	
		The 3 module frame K4703AU is compatible with most stud brackets, render brackets or wall boxes. If a C-clip is to be used, Cat no CC503 is compatible	
1	CC503		C-clip
1	429R	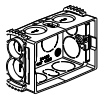	Plastic wall box
1	435		Fire and acoustic rated box
		For 4 module frame K4704	
1	504E	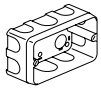	Flush-mount box
1	PB504N	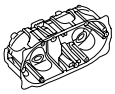	Plasterboard box
		For 6 module frame K4706	
1	506L	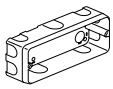	Flush-mount box
1	PB506N	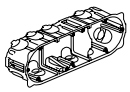	Plasterboard box
		For single powerpoints (LVN787A) and double powerpoints (LVN777A)	
1	CC503	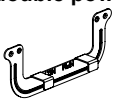	C-clip

Installation sequence for a 3 gang switch

Whilst most items are stock lines some products are made to order.
Legrand and HPM Wiring Devices should be cleaned with a damp cloth only. Do not use chemicals or detergents.

Living Now

Coverplates

WHITE

WHITE - **KW**
(Material: techno polymer)

GOLD - **ZW**
(Material: zamak)

SKY - **DA**
(Material: techno polymer)

Oak - **LM**
(Material: wood)

MOON - **NW**
(Material: zamak)

ICE - **DW**
(Material: techno polymer)

PIXEL - **MW**
(Material: techno polymer
- pixel effect)

BLACK

BLACK - **KG**
(Material: techno polymer)

SPACE - **NG**
(Material: zamak)

STEEL - **ZG**
(Material: zamak)

WALNUT - **LG**
(Material: wood)



NIGHT - **DG**
(Material: techno polymer)

SELECTION TABLE

Finish		DGPO	2 modules	3 modules/SGPO	4 modules	6 modules
	WHITE	KA4814KW	KA4802KW	KA4803KW	KA4804KW	KA4806KW
	GOLD	KA4814ZW	KA4802ZW	KA4803ZW	KA4804ZW	KA4806ZW
	MOON	KA4814NW	KA4802NW	KA4803NW	KA4804NW	KA4806NW
	ICE	KA4814DW	KA4802DW	KA4803DW	KA4804DW	KA4806DW
	SKY	KA4814DA	KA4802DA	KA4803DA	KA4804DA	KA4806DA
	PIXEL	KA4814MW	KA4802MW	KA4803MW	KA4804MW	KA4806MW
	OAK	KA4814LM	KA4802LM	KA4803LM	KA4804LM	KA4806LM
	BLACK	KA4814KG	KA4802KG	KA4803KG	KA4804KG	KA4806KG
	SPACE	KA4814NG	KA4802NG	KA4803NG	KA4804NG	KA4806NG
	STEEL	KA4814ZG	KA4802ZG	KA4803ZG	KA4804ZG	KA4806ZG
	WALNUT	KA4814LG	KA4802LG	KA4803LG	KA4804LG	KA4806LG
	NIGHT	KA4814DG	KA4802DG	KA4803DG	KA4804DG	KA4806DG
Supports		Integrated in DGPO mechanism	K4702	K4703AU	K4704	K4706

Notes:
- The cover plate/cover combinations shown in these pages are purely indicative. Each cover plate can in fact be combined with covers of any colours, as required by the customer (white and black).
- The zamak and wood finishes are obtained using non-mass production procedures. The differences among the various cover plates are therefore a distinguishing valuable element.

Whilst most items are stock lines some products are made to order.
Legrand and HPM Wiring Devices should be cleaned with a damp cloth only. Do not use chemicals or detergents.

EXAMPLE OF INSTALLATION OF A LIGHT SWITCH WITH 1-MODULE COVER



* Stud bracket "opening window" should be minimum 74x55mm. To allow perfect fitting of K4703AU grids, installer will have to trim plasterboard around mounting holes

EXAMPLE OF LIGHT POINT COMPOSITION

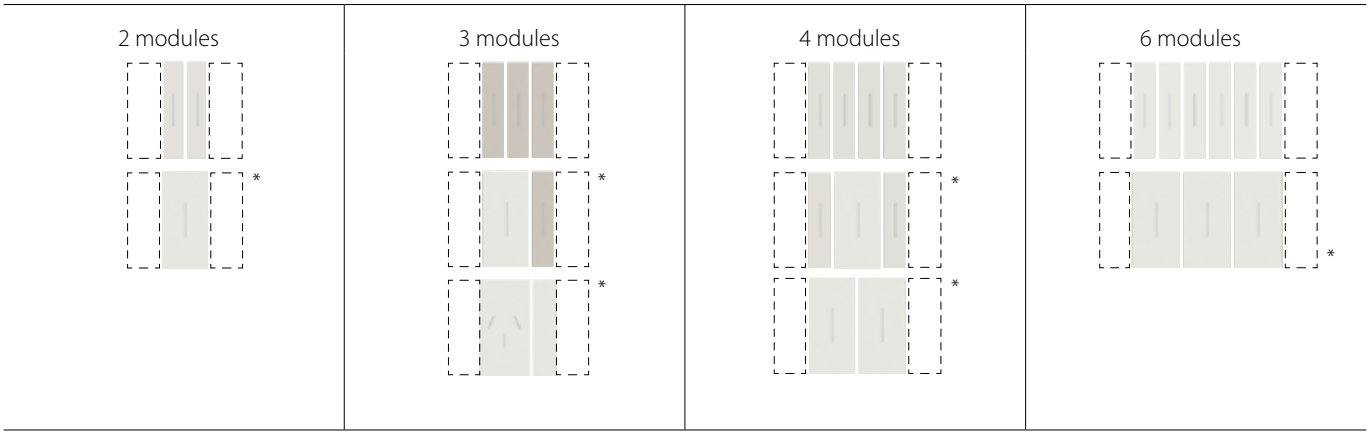

* Note: for solutions using one 2-module cover for the main controls, it will be necessary to use two "half-module blanking modules" (item K4949) at the sides of the control. (see the sample diagrams below)

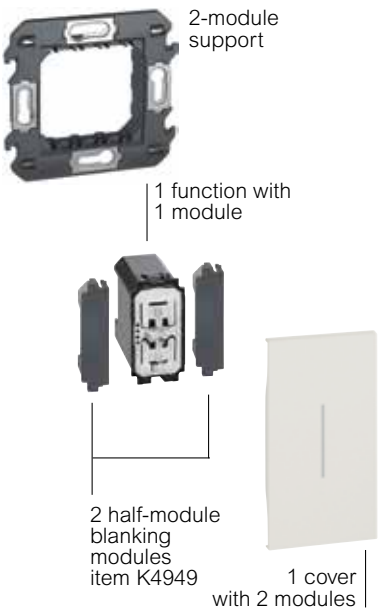

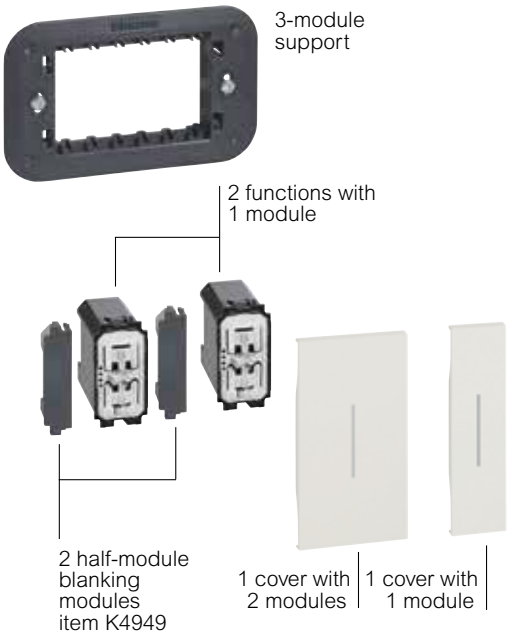

Arteor™ switches with grid

770 version

AR770/1HWE

AR770/2CHP

AR770/6HMGN

To be fitted with Arteor 770 coverplates. Refer Selection chart p.157-158

Pack	Cat.Nos	Grid & Mechanisms
		Grid complete with 16AX switch mechanisms
		1 gang horizontal switch
10	AR770/1HWE	○ White
10	AR770/1HMGN	● Magnesium
10	AR770/1HCHP	● Champagne
10	AR770/1HALU	● Soft Alu
		1 gang vertical switch
10	AR770/1WE	○ White
10	AR770/1MGN	● Magnesium
10	AR770/1CHP	● Champagne
10	AR770/1ALU	● Soft Alu
		2 gang horizontal switch
10	AR770/2HWE	○ White
10	AR770/2HMGN	● Magnesium
10	AR770/2HCHP	● Champagne
10	AR770/2HALU	● Soft Alu
		2 gang vertical switch
10	AR770/2WE	○ White
10	AR770/2MGN	● Magnesium
10	AR770/2CHP	● Champagne
10	AR770/2ALU	● Soft Alu
		3 gang horizontal switch
10	AR770/3HWE	○ White
10	AR770/3HMGN	● Magnesium
10	AR770/3HCHP	● Champagne
10	AR770/3HALU	● Soft Alu
		3 gang vertical switch
10	AR770/3WE	○ White
10	AR770/3MGN	● Magnesium
10	AR770/3CHP	● Champagne
10	AR770/3ALU	● Soft Alu
		4 gang horizontal switch
10	AR770/4HWE	○ White
10	AR770/4HMGN	● Magnesium
10	AR770/4HCHP	● Champagne
10	AR770/4HALU	● Soft Alu
		4 gang vertical switch
10	AR770/4WE	○ White
10	AR770/4MGN	● Magnesium
10	AR770/4CHP	● Champagne
10	AR770/4ALU	● Soft Alu
		5 gang horizontal switch
10	AR770/5HWE	○ White
10	AR770/5HMGN	● Magnesium
10	AR770/5HCHP	● Champagne
10	AR770/5HALU	● Soft Alu
		5 gang vertical switch
10	AR770/5WE	○ White
10	AR770/5MGN	● Magnesium
10	AR770/5CHP	● Champagne
10	AR770/5ALU	● Soft Alu

Arteor™ grid only

770 version


AR770/2GOWE


AR770/5GOMGN

To be fitted with Arteor 770 mechanisms
and Arteor 770 coverplates. Refer Selection chart p.157-158

Pack	Cat.Nos	Grid & Mechanisms (cont.)
		6 gang horizontal switch
10	AR770/6HWE	○ White
10	AR770/6HMGN	● Magnesium
10	AR770/6HCHP	● Champagne
10	AR770/6HALU	● Soft Alu
		6 gang vertical switch
10	AR770/6WE	○ White
10	AR770/6MGN	● Magnesium
10	AR770/6CHP	● Champagne
10	AR770/6ALU	● Soft Alu
		Grid only
		Grid ready to accept any 770 series mechanisms
		1 gang grid only without mechanism
10	AR770/1GOWE	○ White
10	AR770/1GOMGN	● Magnesium
10	AR770/1GOCHP	● Champagne
10	AR770/1GOALU	● Soft Alu
		2 gang grid only without mechanism
10	AR770/2GOWE	○ White
10	AR770/2GOMGN	● Magnesium
10	AR770/2GOCHP	● Champagne
10	AR770/2GOALU	● Soft Alu
		3 gang grid only without mechanism
10	AR770/3GOWE	○ White
10	AR770/3GOMGN	● Magnesium
10	AR770/3GOCHP	● Champagne
10	AR770/3GOALU	● Soft Alu
		4 gang grid only without mechanism
10	AR770/4GOWE	○ White
10	AR770/4GOMGN	● Magnesium
10	AR770/4GOCHP	● Champagne
10	AR770/4GOALU	● Soft Alu
		5 gang grid only without mechanism
10	AR770/5GOWE	○ White
10	AR770/5GOMGN	● Magnesium
10	AR770/5GOCHP	● Champagne
10	AR770/5GOALU	● Soft Alu
		6 gang grid only without mechanism
10	AR770/6GOWE	○ White
10	AR770/6GOMGN	● Magnesium
10	AR770/6GOCHP	● Champagne
10	AR770/6GOALU	● Soft Alu

Whilst most items are stock lines some products are made to order.
Legrand and HPM Wiring Devices should be cleaned with a damp cloth only. Do not use chemicals or detergents.

Arteor™

Australian socket outlets / USB chargers

AR777WE

AR777USBN2ACMGN

To be fitted with Arteor 770 coverplates . Refer Selection chart p.157-158

Pack	Cat.Nos	Australian socket outlets
		2P+E 10A shuttered for child safety
10	AR787AMWE	○ White
10	AR787AMMGN	● Magnesium
10	AR787AMCHP	● Champagne
10	AR787AMALU	● Soft Alu
		2P+ round earth 10A for child safety
10	AR787ARMWE	○ White
10	AR787ARMMGN	● Magnesium
10	AR787ARMCHP	● Champagne
10	AR787ARMALU	● Soft Alu
		2P+E 15A shuttered for child safety
10	AR787/15AMWE	○ White
10	AR787/15AMMGN	● Magnesium
10	AR787/15AMCHP	● Champagne
10	AR787/15AMALU	● Soft Alu
		10A Double socket outlet
10	AR777WE	○ White
10	AR777MGN	● Magnesium
10	AR777CHP	● Champagne
10	AR777ALU	● Soft Alu
		10A Double socket outlet with extra switch
10	AR777XWE	○ White
10	AR777XMGN	● Magnesium
10	AR777XCHP	● Champagne
10	AR777XALU	● Soft Alu
		10A Autoswitched double socket outlet
10	AR777AWE	○ White
10	AR777AMGN	● Magnesium
10	AR777ACHP	● Champagne
10	AR777AALU	● Soft Alu
		Double Powerpoints with USB chargers
		Double socket outlet 10A with USB charger Type A+C - 5V - 15W
6	AR777USBN2ACWE	○ White
6	AR777USBN2ACMGN	● Magnesium
		Double socket outlet 10A with USB charger Type C 60W
6	AR777USB1CWE	○ White
6	AR777USB1CMGN	● Magnesium
		Double socket outlet 10A with dual USB charger Type C - 5V - 15W
6	AR777USBN2CWE	○ White
6	AR777USBN2CMGN	● Magnesium

Arteor™ mechanical switches

770 version

AR770MWE

AR770IMMGN

Mechanisms to be clipped into Arteor 770 grids (p. 135), then fitted with Arteor 770 coverplates (p.157-158)

Pack	Cat.Nos	Switches 16AX - 230/240V a.c.
		2-way & loop
10	AR770MWE	○ White
10	AR770MMGN	● Magnesium
10	AR770MCHP	● Champagne
10	AR770MALU	● Soft Alu
		Double pole-single throw
10	AR769P16MWE	○ White
10	AR769P16MMGN	● Magnesium
		Spring return
10	AR770XMWE	○ White
10	AR770XMMGN	● Magnesium
		Switches 20AX - 230/240V a.c.
10	AR770/202MWE	○ White
10	AR770/202MMGN	● Magnesium
10	AR770/202MCHP	● Champagne
10	AR770/202MALU	● Soft Alu
		Intermediate Switches 10AX - 230/240V a.c.
10	AR770IMWE	○ White
10	AR770IMMGN	● Magnesium
		Switches 35A 230/240V a.c.
10	AR770/35MWE	○ White
10	AR770/35MMGN	● Magnesium
10	AR770/35MCHP	● Champagne
10	AR770/35MALU	● Soft Alu

Arteor™ push-buttons

770 version

AR970LMWE

AR883MWE

AR883MMGN

Pack	Cat.Nos	Mechanical Push-buttons 230/240V a.c.
		2-way 10AX with LED indicator
10	AR970LMWE	○ White
		Bell-press with LED indicator
10	AR970LBPMWE	○ White
		Intermediate 10AX with LED indicator
10	AR970LIMMWE	○ White
		Push-button covers
		To be clipped onto AR970 series mechanical push-button in order to get different finish
10	ARPBCOV970LMGN	● Magnesium
10	ARPBCOV970LCHP	● Champagne
10	ARPBCOV970LALU	● Soft Alu
		Electronic Push-buttons
		5A 230/240V a.c.
10	AR883MWE	○ White
10	AR883MMGN	● Magnesium
10	AR883MCHP	● Champagne
10	AR883MALU	● Soft Alu
		Engraved 5A 230/240V a.c.
		Engraving to be specified at time of order
10	AR883MENGWE	○ White
10	AR883MENGMGN	● Magnesium

Whilst most items are stock lines some products are made to order.
Legrand and HPM Wiring Devices should be cleaned with a damp cloth only. Do not use chemicals or detergents.

Arteor™ dimmers

770 version

AR400TMWE

AR400A2PMCHP

To be used with Arteor 770 grids **p. 135** and Arteor 770 coverplates **p. 157-158**

Mechanisms supplied with rocker plates, to be equipped with support frames and plates (p.157-158)

Pack	Cat.Nos	Rotary dimmers 400VA - 230/240V a.c.
		Trailing edge
10	AR400TMWE	○ White
10	AR400TMMGN	● Magnesium
		Universal push-button dimmers 350VA - 230/240V a.c.
		2 wire
10	AR400A2PMWE	○ White
10	AR400A2PMMGN	● Magnesium
10	AR400A2PMCHP	● Champagne
10	AR400A2PMALU	● Soft Alu
		3 wire
10	AR400A3PMWE	○ White
10	AR400A3PMMGN	● Magnesium
10	AR400A3PMCHP	● Champagne
10	AR400A3PMALU	● Soft Alu
		Secondary push-button dimmers - 230/240V a.c.
10	AR450SMWE	○ White
10	AR450SMMGN	● Magnesium

Energy Saving products

Arteor™ mechanical switches

Square version

5 719 17

5 700 08

5 719 70

5 720 11

5 720 44

5 720 48

Support frame and plate selection charts **p. 157-158**

Mechanisms supplied with rocker plates, to be equipped with support frames and plates . Refer Selection chart p. 157-158

Pack	Cat.Nos	Switches 16AX - 230/240V a.c.
		2-way switch
		1 module
10	5 719 17	○ White
10	5 719 67	● Magnesium
10	5 719 50	● Champagne
10	5 719 28	● Soft Alu
		2 modules
10	5 719 19	○ White
5	5 719 69	● Magnesium
5	5 719 78	● Champagne
5	5 719 70	● Soft Alu
		Switches 10AX - 230/240V a.c.
		Intermediate switch
		1 module
5	5 720 08	○ White
5	5 725 08	● Magnesium
5	5 700 08	● Champagne
5	5 710 08	● Soft Alu
		2 modules
10	5 720 38	○ White
10	5 725 38	● Magnesium
10	5 721 66	● Champagne
10	5 721 65	● Soft Alu

Pack	Cat.Nos	Switches 20AX - 230/240V a.c.
		2-way switch
		1 module
10	5 720 10	○ White
10	5 725 10	● Magnesium
10	5 700 10	● Champagne
10	5 710 10	● Soft Alu
		2-way switch with indicator
		To be equipped with LED
		1 module
10	5 720 11	○ White
5	5 725 11	● Magnesium
5	5 723 83	● Champagne
5	5 723 82	● Soft Alu
		2 modules
10	5 720 42	○ White
5	5 725 42	● Magnesium
5	5 723 85	● Champagne
5	5 723 84	● Soft Alu
		2 x 2-way switch + 1-way switch - 3 gang
		2 modules
10	5 720 44	○ White
5	5 725 44	● Magnesium
5	5 723 89	● Champagne
5	5 723 88	● Soft Alu
		1-way double pole switch with indicator Red LED supplied
		2 modules
10	5 720 47	○ White
5	5 725 47	● Magnesium
5	5 721 89	● Champagne
5	5 721 88	● Soft Alu
		2-way double pole switch
		2 modules
10	5 720 48	○ White
10	5 725 48	● Magnesium
10	5 721 93	● Champagne
10	5 721 92	● Soft Alu

Energy Saving products

Whilst most items are stock lines some products are made to order.
Legrand and HPM Wiring Devices should be cleaned with a damp cloth only. Do not use chemicals or detergents.

Arteor™ mechanical switches

Round version

5 719 86

5 719 88

5 719 49

5 731 76

Support frame and plate selection charts **p. 157-158**

Mechanisms supplied with rocker plates, to be equipped with support frames and plates . Refer Selection chart p. 157-158

Pack	Cat.Nos	Switches 16AX - 230/240V a.c.	
		2 way switch round-left	
		1 module	
10	5 719 36		○ White
5	5 719 86		● Magnesium
		2 way switch round-middle	
		1 module	
10	5 719 37		○ White
5	5 719 87		● Magnesium
		2 way switch round-right	
		1 module	
10	5 719 38		○ White
5	5 719 88		● Magnesium
		2 way switch with LED indicator-left	
		1 module	
10	5 719 46		○ White
5	5 719 96		● Magnesium
		2 way switch with LED indicator-middle	
		1 module	
10	5 719 47		○ White
5	5 719 97		● Magnesium
		2 way switch with indicator-right	
		1 module	
10	5 719 48		○ White
5	5 719 98		● Magnesium
		2 way switch	
		2 modules	
10	5 719 39		○ White
5	5 719 89		● Magnesium
		2 way switch with LED indicator	
		2 modules	
10	5 719 49		○ White
5	5 719 99		● Magnesium
		Switches 10AX - 230/240V a.c.	
		Intermediate switch	
		2 modules	
10	5 730 63		○ White
5	5 731 63		● Magnesium
5	5 730 67		● Soft Alu

Pack	Cat.Nos	Switches 20AX - 230/240V a.c.	
		2 x 2-way switch + 1-way switch - 3 gang	
		2 modules	
10	5 730 73		○ White
10	5 731 73		● Magnesium
		1-way double pole switch with indicator	
		2 modules	
10	5 730 76		○ White
10	5 731 76		● Magnesium
		2-way double pole switch	
		2 modules	
10	5 730 77		○ White
5	5 731 77		● Magnesium

Energy Saving products

Whilst most items are stock lines some products are made to order.
Legrand and HPM Wiring Devices should be cleaned with a damp cloth only. Do not use chemicals or detergents.

Arteor™ push-buttons

Square version

5 700 00 | 5 710 00 | 5 720 15 | 5 725 16 | 5 725 33

Support frame and plate selection charts **p. 157-158**

Mechanisms supplied with rocker plates, to be equipped with support frames and plates . Refer Selection chart p. 157-158

Pack	Cat.Nos	Push-buttons 6 A - 230/240V a.c.
		1-way push-button
		1 module
10	5 720 00	White
10	5 725 00	Magnesium
10	5 700 00	Champagne
10	5 710 00	Soft Alu
		2 modules
10	5 720 30	White
10	5 725 30	Magnesium
10	5 730 35	Champagne
10	5 730 34	Soft Alu
		1-way push-button with bell symbol
		1 module
5	5 720 15	White
5	5 725 15	Magnesium
5	5 730 37	Champagne
5	5 730 36	Soft Alu
		2 modules
5	5 720 56	White
5	5 725 56	Magnesium
5	5 730 39	Champagne
5	5 730 38	Soft Alu
		1-way push-button with locator and bell symbol
		Equipped with blue LED
		1 module
5	5 720 16	White
5	5 725 16	Magnesium
5	5 730 41	Champagne
5	5 730 40	Soft Alu
		2-way push-button
		1 module
10	5 720 01	White
5	5 725 01	Magnesium
5	5 730 43	Champagne
5	5 730 42	Soft Alu
		2 modules
10	5 720 31	White
5	5 725 31	Magnesium
5	5 730 45	Champagne
5	5 730 44	Soft Alu
		2-way push-button with locator
		Equipped with blue LED
		1 module
10	5 720 02	White
10	5 725 02	Magnesium
10	5 730 47	Champagne
10	5 730 46	Soft Alu
		2 modules
10	5 720 32	White
5	5 725 32	Magnesium
5	5 730 49	Champagne
5	5 730 48	Soft Alu

Arteor™ push-buttons

Round version

5 730 00 | 5 730 01 | 5 730 02 | 5 730 52 | 5 731 52

Pack	Cat.Nos	Push-buttons 6 A - 230/240V a.c.
		2-way push-button with label-holder
		1 module
10	5 720 03	White
5	5 725 03	Magnesium
		2 modules
10	5 720 33	White
10	5 725 33	Magnesium
10	5 700 33	Champagne
10	5 710 33	Soft Alu

Pack	Cat.Nos	Push-buttons 6 A - 230/240V a.c.
		1-way push-button
		1 left module
10	5 730 00	White
10	5 731 00	Magnesium
10	5 730 54	Soft Alu
		1 middle module
10	5 730 01	White
10	5 731 01	Magnesium
10	5 730 55	Soft Alu
		1 right module
10	5 730 02	White
10	5 731 02	Magnesium
10	5 730 56	Soft Alu
		2 modules
10	5 730 50	White
10	5 731 50	Magnesium
10	5 730 57	Soft Alu
		1-way push-button with bell symbol
		2 modules
5	5 730 80	White
5	5 731 80	Magnesium
5	5 730 58	Soft Alu
		2-way push-button
		2 modules
5	5 730 51	White
5	5 731 51	Magnesium
5	5 730 59	Soft Alu
		2-way push-button with locator
		Equipped with blue LED
		2 modules
5	5 730 52	White
5	5 731 52	Magnesium
		2-way push-button with label-holder
		2 modules
10	5 730 53	White
5	5 731 53	Magnesium

Whilst most items are stock lines some products are made to order.
Legrand and HPM Wiring Devices should be cleaned with a damp cloth only. Do not use chemicals or detergents.

Arteor™ dimmers

Square and round version

5 727 13

5 735 01

5 722 39

5 743 38

Support frame and plate selection charts **p. 157-158**

Mechanisms supplied with rocker plates, to be equipped with support frames and plates . Refer Selection chart p. 157-158

Pack	Cat.Nos	
		Leading edge dimmers
		Without neutral, 2-wire
		Rotary dimmer - 400 W
		2 modules
1	5 722 13	○ White
1	5 727 13	● Magnesium
1	5 700 53	● Champagne
1	5 710 53	● Soft Alu
		Universal dimmers
		Without neutral, 2 wires Push-button dimmer for all types of lamps: - Dimmable LEDs: 75 W - Dimmable compact fluorescent lamps: 75 W - Halogen with transformer: 400 VA - Fluorescent tube: 200 VA - Halogen 230 V and incandescent: 400 W Can be associated with one or several push-buttons without neon, for ON/OFF or dimming control Lights come on again at the same lighting level as before they were last switched off
		2 modules
1	5 722 39	○ White
1	5 727 39	● Magnesium
1	5 729 37	● Champagne
1	5 729 36	● Soft Alu
		2 modules
1	5 743 19	○ White
1	5 743 39	● Magnesium
		Dimmers 1-10 V
		Push-button dimmer for ballasts 1-10 V
		2 modules
1	5 722 38	○ White
1	5 727 38	● Magnesium
		Active power compensator
1	0 401 49	Makes 2-wire electronic lighting control units without neutral compatible with all commercially-available loads (LED, compact fluorescent, ELV halogen with ferromagnetic or electronic ballast, 230 V halogen, fluorescent tube, incandescent) Consumption 0.4 W

Arteor™ load selection charts

Load selection charts

	Cat.Nos	Universal							
		Leading edge						Trailing edge	
		Incandescent lamp		Halogen lamp		ELV halogen with ferromagnetic transformer		ELV halogen with electronic transformer	
		110 V a.c.	230/240V a.c.	110 V a.c.	230/240V a.c.	110 V a.c.	230/240V a.c.	110 V a.c.	230/240V a.c.
Sensitive switches	5 720 51 5 734 55 5 725 51 5 736 55	500 W	1000 W	500 W	1000 W	230/240V a.c.	500 VA	230/240V a.c.	500 VA
Dimmers	5 722 13 5 727 13 5 700 53 5 710 53	200 W	400 W	200 W	400 W	200 VA	400 VA	-	-
	5 735 01 5 737 01	500 W	1000 W	500 W	1000 W	500 VA	1000 VA	300 VA	600 VA
	5 722 39 5 727 39 5 729 37 5 729 36 5 743 19 5 743 39 5 743 10	200 W	400 W	200 W	400 W	200 VA	400 VA	200 VA	400 VA
	AR400TM	-	400 W	-	400 W	-	-	-	400 W
	AR400A2PM AR400A3PM	-	350 W	- -	350 W	-	-	-	350 W
Motion sensors	5 740 05 5 740 55	-	400 W	-	400 W	-	2000 VA	-	200 W
	5 740 09 5 740 59	125 W	250 W	125 W	250 W	125 VA	230/240V a.c.	125 VA	230/240V a.c.

	Cat.Nos	Universal					
		Fluorescent tube		Compact fluorescent lamp		LED	
		110 V a.c.	230/240V a.c.	110 V a.c.	230/240V a.c.	110 V a.c.	230/240V a.c.
Sensitive switches	5 720 51 5 734 55 5 725 51 5 736 55	230/240V a.c.	500 VA	230/240V a.c.	500 VA	230/240V a.c.	500 VA
Dimmers	5 722 39 5 727 39 5 729 37 5 729 36 5 743 19 5 743 39 5 743 10	100 VA	200 VA	Dimmable 37 W 10 lamps max	Dimmable 75 W 10 lamps max	Dimmable 37 W 10 lamps max	Dimmable 75 W 10 lamps max
	AR400TM	-	400 W	-	400 W	-	-
	AR400A2PM AR400A3PM	-	350 W	-	350 W	-	-
Motion sensors	5 740 05 5 740 55	-	150 VA	-	50 W	-	50 W
	5 740 09 5 740 59	125 VA	230/240V a.c.	50 W	100 W	50 W	100 W

	Cat.Nos	Ballasts 1-10 V		Reducer motor for shutters	
		110 V a.c.	230/240V a.c.	110 V a.c.	230/240V a.c.
Sensitive switches	5 720 51 5 734 55 5 725 51 5 736 55	-	-	50 VA	100 VA
Dimmers	5 722 38 5 727 38 5 729 39 5 729 38 5 743 18 5 743 38	300 VA 40 mA	600 VA 40 mA	-	-

Whilst most items are stock lines some products are made to order.
Legrand and HPM Wiring Devices should be cleaned with a damp cloth only. Do not use chemicals or detergents.

Arteor™

Visual indication

5 722 21

5 727 26

5 727 34

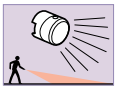
Lamp used as a torch

Arteor™

Lighting control, emergency push-buttons

5 720 55

5 723 63

Support frame and plate selection charts **p. 157-158**

Mechanisms supplied with rocker plates, to be equipped with support frames and plates . Refer Selection chart p. 157-158

Pack	Cat.Nos	
		Skirting lights
		For installation close to obstacles 2 modules
		Standard
		With LED 230/240V a.c. - 0.2 or 1 W
1	5 722 21	White
1	5 740 82	Magnesium
1	5 740 80	Soft Alu
		With motion detector 100-230/240V a.c.
		With IR detection cell and LED When a person passes, the mechanism detects the presence and lights the obstacle The function is equipped with an audible signal that can be disengaged
1	5 722 26	White
1	5 727 26	Magnesium
1	5 729 45	Champagne
1	5 729 44	Soft Alu
		Self-contained plug-in lights
		230/240V a.c. power supply In the event of a mains failure, the lamp lights up automatically When removed from its socket, the lamp lights up automatically and can be used as a torch (with O/I button) Lamp can be removed simply by pushing Standby power: 24 hrs in use
1	5 722 34	White
1	5 727 34	Magnesium
		Illuminated lighting unit
		230/240V a.c. - 1 W Supplied with 4 coloured labels 1 module
10	5 724 52	White
		Overdoor lighting units
		Supplied with diffusers and LED 2 modules
10	5 724 53	White with red diffuser
10	5 722 23	White with white diffuser
		Lamps
		For locator switch
10	5 724 56	LED 230 V - blue
		For indicator switch
10	5 724 55	LED 230 V - red
10	5 724 57	LED 24 V - red
10	5 724 54	LED 12 V - red

Pack	Cat.Nos	
		Time delay switches
		Interference suppression conforming to standard EN 55022 For timer control of a circuit with the following loads: - 1000 W incandescent and halogen 230/240V a.c. - 2300 W resistive (heating) - 400 VA fluorescent and ELV halogen Adjustable from 25 s to 15 min It is possible to install a number of timer switches in parallel on the same circuit With integrated LED 2-wire installation in box min. depth 40 mm 2 modules
1	5 720 55	White
1	5 740 84	Magnesium
		Single pole latching relays 10 A - 230/240V a.c.
		Used to bring functions with low breaking capacity close to the application Resistive: 3000 W Incandescent: 1800 W LV halogen: 1800 W Fluorescent: 400 VA Motors (roller blind type): 530 W 2 modules
1	5 722 27	White
1	5 727 27	Magnesium
1	5 729 47	Champagne
1	5 729 46	Soft Alu
		Emergency stop mushroom head push-buttons 10 A - 230/240V a.c.
		N/O + N/C 2 modules
		With key
		Unlock with RONIS key no. 601
1	5 723 63	Yellow/red
		1/4 turn
		1/4 turn unlocking
1	5 723 62	Yellow/red

Energy Saving products

Ventilation, heating

5 722 18

5 722 03

5 710 52

Support frame and plate selection charts **p. 157-158**

Mechanisms supplied with rocker plates, to be equipped with support frames and plates . Refer Selection chart p. 157-158

Pack	Cat.Nos	Thermostats
		Electronic room thermostat
		2 modules
1	5 722 03	○ White
1	5 727 03	● Magnesium
		Thermostat for electric floor heating
		With one potential free N/O contact and LED 16 A - 230/240V a.c. Adjustable range from 7 °C to 40 °C
		2 modules
1	5 722 63	○ White
1	5 727 63	● Magnesium

Pack	Cat.Nos	Fan controllers
		2 modules
		AC speed control - 4 positions
1	5 722 17	○ White
1	5 727 17	● Magnesium
		Rotary speed controller for fan
		Operates 40 to 400VA limit switch For progressive speed control of ceiling fan
1	5 722 18	○ White
1	5 727 18	● Magnesium

Roller blinds control and RCBO

5 727 20

Pack	Cat.Nos	Electric roller blind controllers - 230/240V a.c.
		For control via automatic box (N/O mechanism)
		Double push-button - 10A
		2 modules
10	5 722 19	○ White - square version
10	5 727 19	● Magnesium - square version
		For direct control of a motor (mechanism with fixed positions)
		Double push-button - 10A
		2 modules
10	5 722 20	○ White - square version
10	5 727 20	● Magnesium - square version

Pack	Cat.Nos	Curtain switches
		1 module
		Curtain switch centre off
5	5 722 02	○ White
5	5 727 02	● Magnesium
5	5 700 52	● Champagne
5	5 710 52	● Soft Alu
		Curtain switch centre retract
5	5 722 01	○ White
5	5 727 01	● Magnesium
5	5 727 55	● Champagne
5	5 727 54	● Soft Alu

Pack	Cat.Nos	Electric roller blind controllers - 230/240V a.c.
		For control via automatic box (N/O mechanism)
		Double push-button - 10 A
		2 modules
10	5 722 19	○ White
10	5 727 19	● Magnesium
		For direct control of a motor (mechanism with fixed positions)
		Double push-button - 10 A
		2 modules
10	5 722 20	○ White
10	5 727 20	● Magnesium
10	5 700 54	● Champagne
10	5 710 54	● Soft Alu

Energy Saving products

Whilst most items are stock lines some products are made to order.
Legrand and HPM Wiring Devices should be cleaned with a damp cloth only. Do not use chemicals or detergents.

Arteor™ USB chargers

Arteor international range



5 720 72

Support frame and plate selection charts **p. 157-158**

Mechanisms supplied with rocker plates, to be equipped with support frames and plates . Refer Selection chart p. 157-158

Pack	Cat.Nos	USB Type-A chargers
		For recharging portable devices Conform to IEC 60950 Consumption in passive mode < 0.07 W 2P+E tap-off connection via 2 x 2.5 mm² screw terminals Supplied without cord **Single USB sockets - 5 V= - 1.5 A - 5.5 W** For Smartphone or Powerbank **1 module**
10	5 720 71	○ White
10	5 725 71	● Magnesium
		USB Type-C chargers
		Used for charging the battery of a portable device without a mobile charger with USB Type-C plug Standby consumption < 0.07 W Conform to IEC 60950 Supplied without cord **1 USB Type-A + 1 USB Type-C - 230 V - 5 V= - 3 A - 15 W** **2 modules**
1	5 720 77	○ White
1	5 725 77	● Magnesium
1	5 710 77	● Champagne
1	5 700 77	● Soft Alu
		2 USB Type-C - 230 V - 5 V= - 3 A - 15 W **2 modules**
1	5 720 72	○ White
1	5 725 72	● Magnesium
1	5 710 78	● Champagne
1	5 700 78	● Soft Alu
		1 USB Type-C - 230 V - 5 V= - 1.5 A - 7.5 W **1 module**
10	5 724 84	○ White
10	5 733 94	● Magnesium
10	5 710 79	● Champagne
10	5 700 79	● Soft Alu

Arteor™ USB chargers

Arteor 770 version

ARUSBN2ACMWE

ARUSBN2CMMGN

Pack	Cat.Nos	USB chargers for use with Arteor 770 grids
		Dual Type A+C USB charger - 5V -15W
6	ARUSBN2ACMWE	○ White
6	ARUSBN2ACMMGN	● Magnesium
		Dual Type C USB charger - 5V -15W
6	ARUSBN2CMWE	○ White
6	ARUSBN2CMMGN	● Magnesium
		Single Type C USB charger Power Delivery - 60W
6	AR770USB1CMWE	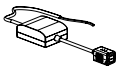 ○ White
6	AR770USB1CMMGN	● Magnesium

Red catalogue number: new product

Arteor™ electronic switches and motion sensors

5 734 55

5 736 55

5 740 05

0 784 59

Support frame and plate selection charts **p. 157-158**

Mechanisms supplied with rocker plates, to be equipped with support frames and plates . Refer Selection chart p. 157-158

Pack	Cat.Nos	Sensitive switches - 100/230/240V a.c.
		For controlling light sources by simply passing the hand in front of the switch (distance 5 mm) Up to 5 sensitive switches can be combined to control the same lighting circuit Supplied with LED indicator light
		Square version **2 modules**
1	5 720 51	○ White
1	5 734 55	● Magnesium
		Round version **2 modules**
1	5 725 51	○ White
1	5 736 55	● Magnesium

Pack	Cat.Nos	Motion sensors
1		Measurement of luminosity threshold Adjustment of luminosity threshold and time delay Max. lux and min. time delay factory pre-set Recommended fixing height: 1 m IR detection 180° Adjustable luminosity threshold: 5 to 1275 lux Installation in box min. depth 40 mm recommended 2 modules Range 8 m
		With neutral, 3-wire - 400 W Load selection charts Only 1 motion sensor per lighting circuit No possibility to add a push button to control also the lighting circuit Time delay adjustable from 10 s to 10 min Consumption 0.55 W on standby
1	5 740 05	○ White
1	5 740 55	● Magnesium
		With neutral. 2-wire - 400W Operates: - up to 400W incandescent and halogen lamps - up to 400VA ELV halogen lamps with ferromagnetic or electronic transformer
1	0 784 59	○ White

Pack	Cat.Nos	Active power compensator
1	0 401 49	Makes 2-wire electronic lighting control units without neutral compatible with all commercially-available loads (LED, compact fluorescent, ELV halogen with ferromagnetic or electronic ballast, 230 V halogen, fluorescent tube, incandescent) Consumption 0.4 W

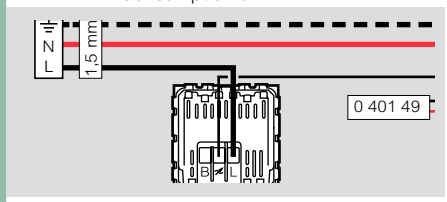

Energy Saving products

Whilst most items are stock lines some products are made to order.
Legrand and HPM Wiring Devices should be cleaned with a damp cloth only. Do not use chemicals or detergents.

DISCOVER LEGRAND SMART SOLUTIONS

eliot™
PROGRAM BY LEGRAND

INTRODUCING ELIOT: Legrand's connected devices programme that helps bring smart, energy-efficient buildings to life. With Eliot, Legrand is constantly innovating to make the connected home simpler to access and use with an ever-increasing choice of solutions.

NETATMO CAMERAS AND WEATHER STATIONS

DOOR ENTRY SYSTEMS

ARTEOR WITH NETATMO SWITCHES & SOCKETS

EXCEL LIFE SMART SWITCHES & SOCKETS

SMART DOWNLIGHTS

GALAXY
CONNECTED EMERGENCY LIGHTING SYSTEM

GALAXY - CONNECTED EMERGENCY LIGHTING SYSTEM

Arteor™

International socket outlets

572021

572611

Support frame and plate selection charts **p. 157-158**

Mechanisms supplied with rocker plates, to be equipped with support frames and plates . Refer Selection chart p. 157-158

Pack	Cat.Nos	British standard socket outlets
		Conform to BS 1363 Part 2 ASTA licence 2 modules **2P+E - 13 A**
10	5 721 11	○ White
10	5 726 11	● Magnesium
		German standard socket outlets 16A
		2 modules **2P+E shuttered for child safety**
10	5 721 18	○ White
10	5 726 18	● Magnesium
		American type socket outlets 15A - 127V
		2 modules **2P+E**
10	5 721 17	○ White
10	5 726 17	● Magnesium
		French standard socket outlets 10/16A
		2 modules **2P+E shuttered for child safetv**
10	5 720 21	○ White
10	5 725 21	● Magnesium
10	5 700 21	● Champagne
10	5 710 21	● Soft Alu

Arteor™

Telephone sockets

5 723 00

5 728 13

5 721 71

Pack	Cat.Nos	RJ 11 and RJ 12 sockets
		Equipped with modular Jack connector with 1/4 turn terminal for fast connection (possible looping) **RJ 11 - 1 module** 4 contacts
10	5 723 00	○ White
10	5 728 00	● Magnesium
10	5 700 56	● Champagne
10	5 710 56	● Soft Alu
		RJ 11 - 2 modules 4 contacts
10	5 723 13	○ White
10	5 728 13	● Magnesium
		RJ 12 - 2 modules 6 contacts
10	5 723 12	○ White
10	5 728 12	● Magnesium
10	5 726 85	● Champagne
10	5 726 84	● Soft Alu
		Single TV star sockets - 1 module For Dvbt, Cablecast and satellite installation UHD TV quality compatible Classe A shielded star socket LTE ready (4G protected) Recommended coaxial cable: 17 VATCA Star cabling (1 socket = 1 cable to antenna, splitter or multiswitch) Visual check of the connection Meets EN 50083-4 and EN 50083-2 European directive TV: male connector (Ø9.5 mm) - 5-68 /120-862 MHz R: female connector (Ø9.5 mm) - FM 87.5-108 MHz / DAB 174-223 MHz SAT: "F" type connector - 950-2400 MHz Low attenuation 1dB **TV 9.5 mm male sockets**
10	5 721 71	○ White
10	5 726 71	● Magnesium
10	5 700 51	● Champagne
10	5 710 51	● Soft Alu
		TV "F" type sockets
10	5 721 63	○ White
10	5 726 63	● Magnesium
10	5 700 50	● Champagne
10	5 710 50	● Soft Alu
		TV "F" type for cable and pay TV 75ohm 0.24GHz
10	5 719 07	○ White
10	5 719 57	● Magnesium

Whilst most items are stock lines some products are made to order.
Legrand and HPM Wiring Devices should be cleaned with a damp cloth only. Do not use chemicals or detergents.

Arteor™

RJ 45 sockets

5 723 06

5 728 02

5 700 57

5 710 57

Arteor™

Rear pluggable data sockets and wiring splitters

5 723 24

5 723 31

5 728 35

Support frame and plate selection charts **p. 157-158**

Mechanisms supplied with rocker plates, to be equipped with support frames and plates . Refer Selection chart p. 157-158

Can be integrated in any support
Equipped with connectors with quick toolless connection
Take single-core cables from AWG 22 up to AWG 26, and AWG 26 multicore cables
T568A and B marking with colour codes
Compliant with ISO/IEC 11 801, EN 50173 and ANSI/TIA 568 standards

Pack	Cat.Nos	Cat. 6_A sockets
		360° metal shielding
		STP - 1 module
10	5 723 06	○ White
10	5 728 06	● Magnesium
		UTP - 1 module
10	5 723 49	○ White
10	5 728 49	● Magnesium
10	5 728 65	● Champagne
10	5 728 64	● Soft Alu
		Cat. 6 sockets
		UTP - 1 module
10	5 723 02	○ White
10	5 728 02	● Magnesium
10	5 700 57	● Champagne
10	5 710 57	● Soft Alu
		UTP - 2 modules
		Square Version
10	5 723 14	○ White
10	5 728 14	● Magnesium
10	5 700 59	● Champagne
10	5 710 59	● Soft Alu
		Round Version
10	5 723 24	○ White
10	5 728 24	● Magnesium
		Cat. 5e sockets
		UTP - 1 module
10	5 723 03	○ White
10	5 728 03	● Magnesium
10	5 723 15	○ White
10	5 728 15	● Magnesium

Pack	Cat.Nos	Adaptors for Keystone data sockets
		Equipped with transparent label-holder
		Single connector - 2 modules
10	5 723 37	○ White
10	5 728 37	● Magnesium

Pack	Cat.Nos	Adaptors for Systimax data sockets
		Equipped with transparent label-holder
		Single connector - 2 modules
10	5 723 38	○ White
10	5 728 38	● Magnesium

Pack	Cat.Nos	Rear pluggable RJ 45 sockets
		Certified as conforming to standards ISO 11801 ed. 2.0, EN 50173-1 and EIA/TIA 568 Contacts marked with 568 A and B dual colour code and numbers Connectors with self-stripping terminals Possibility of re-wiring in the event of error Multidirectionnal cable entry For use with area distribution boxes connection to boxes via RJ45-RJ45 dedicated cords Used to create Cat. 6 and Cat. 5e links in accordance with standards 2 modules
		Cat. 6 - UTP
10	5 723 31	○ White
10	5 728 31	● Magnesium
		Cat. 5e - UTP
10	5 723 30	○ White
10	5 728 30	● Magnesium

Pack	Cat.Nos	Telephone/Ethernet wiring splitters
		Provide increased security against theft and damage to double connectors Provide a rate of 10/100 Mbps Multidirectionnal cable entry Can be installed in all supports depth min. 35 mm Telephone and Ethernet applications marked on the protective cap 1 module
		UTP - double connector
		8 contacts
10	5 723 35	○ White
10	5 728 35	● Magnesium

USB data sockets

5 720 94

5 727 75

5 720 23

Audio and video sockets

5 720 96

5 720 97

5 720 90

Support frame and plate selection charts **p. 157-158**

Mechanisms supplied with rocker plates, to be equipped with support frames and plates . Refer Selection chart p. 157-158

Pack	Cat.Nos	
		USB data sockets for data transfer
		Used to bring connections closer to the user For connecting USB devices (interactive white board, scanner-printer, external hard disk)
		Preterminated - USB 3.0 - 1 module
		Maximum length: 5 m Recommended cable: USB A Equipped with a 15 cm cord
1	5 720 94	○ White
1	5 725 94	● Magnesium
		Connection via screw terminals - USB 2.0 1 module
		Maximum length: 5 m Recommended cable: USB A Cross-section 1 mm²
1	5 722 75	○ White
1	5 727 75	● Magnesium
		USB Data extender
		Used to bring connections closer to the user in case of large distances. For connecting USB devices (digital school board / interactive whiteboard...) located more than 5 m away (30 m max.) from a source (computer...) The kit includes - a transmitter (1 module) - a receiver (1 module) The link between the transmitter and the receiver is made via a RJ 45/RJ 45 cord
1	5 720 23	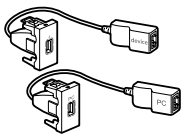 ○ White

Pack	Cat.Nos	
		HDMI type A sockets
		Used to transmit high-definition digital audio/video streams between a source (Blu-ray player, computer) and a compatible receiver (TV, videoprojector...) **Preterminated sockets HDMI 1.4 - 1 module**
		Equipped with cord, length 15 cm
1	5 720 96	○ White
1	5 725 96	● Magnesium
		Preterminated sockets HDMI 1.4 - 2 modules
		Equipped with cord, length 15 cm
		Round Version
1	5 724 76	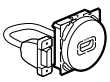 ○ White
1	5 735 96	● Magnesium

Pack	Cat.Nos	
		Display port sockets
		Used to transmit high-definition digital audio/video streams between a source (laptop, computer, etc) and a compatible receiver (TV, videoprojector...)
		Preterminated socket - 1 module
		Equipped with cord, length 15 cm
1	5 720 90	○ White
1	5 725 90	● Magnesium
		HD15 sockets
		Used to transmit analog video streams (VGA, XGA, UXGA depending on graphic card) between a source (computer) and a compatible receiver (LCD, video projector, TV, etc...) **Preterminated sockets - 1 module**
		Equipped with cord, length 15 cm
1	5 720 97	○ White
1	5 725 97	● Magnesium
		Screw-type female HD15 sockets - 2 modules
1	5 722 82	○ White
1	5 727 82	● Magnesium
		Screw-type female HD15 + 3.5 mm Jack sockets - 2 modules
1	5 727 88	● Magnesium
		Solder-type female HD15 sockets - 1 module
1	5 722 79	○ White
1	5 727 79	● Magnesium

Whilst most items are stock lines some products are made to order.
Legrand and HPM Wiring Devices should be cleaned with a damp cloth only. Do not use chemicals or detergents.

LIVING now

LIVING NOW _A DESIGN ICON

Sleek Design
With a clean, distinctive, minimalist design, the Living Now range offers style, sophistication and elegance to any installation.

Premium Materials
A wide range of luxurious colours, materials and finishes allows Living Now to quietly complement any space, or stand out as a feature piece.

Smart Functionality
Living Now is also available with Netatmo, featuring intelligent controls and capabilities to maximize convenience for users.

Works with Apple Home

works with Hey Google

works with alexa

GOOD DESIGN AWARD® GOLD WINNER

Audio and video sockets (continued)

5 720 91

5 722 72

5 722 83

5 722 70

5 722 84

5 722 76

Support frame and plate selection charts **p. 157-158**

Mechanisms supplied with rocker plates, to be equipped with support frames and plates . Refer Selection chart p. 157-158

Pack	Cat.Nos	
		Jack sockets 3.5 mm
		3.5 mm Jack connectors can be used to create audio links
		Preterminated sockets - 1 module
		Equipped with cord, length 15 cm
1	5 720 91	○ White
1	5 725 91	● Magnesium
		4 screw-type female 3.5 mm Jack socket 1 module
1	5 722 74	○ White
1	5 727 74	● Magnesium
		Solder-type female 3.5 mm Jack socket 1 module
1	5 722 78	○ White
1	5 727 78	● Magnesium
		Female 2 RCA sockets
		Provide the stereo audio link for any peripheral device such as a DVD drive, camera, video recorder
		Preterminated - 1 module
		Equipped with a 15 cm cord
1	5 720 92	○ White
1	5 725 92	● Magnesium
		Connection on screw terminals - 1 module
1	5 722 72	○ White
1	5 727 72	● Magnesium
		Female 3 RCA sockets
		Provide the stereo audio link for any peripheral device such as a DVD drive, camera, video recorder
		Connection on screw terminals - 2 modules
1	5 722 73	○ White
1	5 727 73	● Magnesium

Pack	Cat.Nos	
		3-pole XLR sockets
		For the stereo connection of any peripheral, microphone, mixing console
		Recommended cable:
		1 audio pair 0.14 to 0.5 mm² shielded
		Max. cable length: 50 m (beyond this an audio amplifier is recommended)
		2 modules
		XLR female
1	5 722 83	○ White
1	5 727 83	● Magnesium
		XLR male
1	5 722 77	○ White
1	5 727 77	● Magnesium
		Loudspeaker sockets
		4 mm² terminals
		1 module
10	5 722 70	○ White
10	5 727 70	● Magnesium
		2 modules
10	5 722 80	○ White
10	5 727 80	● Magnesium
		Attenuators
		100 V - 25 W
		Allow to adjust power to 25 W from a balanced 100 V loudspeaker line
		2 modules
1	5 722 84	○ White
1	5 727 84	● Magnesium
		Other audio and video sockets
		Female BNC 75 sockets
		Provide the composite video link for any peripheral device such as a DVD drive, camera, video recorder, etc
		Connection on screw terminals - 1 module
1	5 722 76	○ White
1	5 727 76	● Magnesium

Whilst most items are stock lines some products are made to order.
Legrand and HPM Wiring Devices should be cleaned with a damp cloth only. Do not use chemicals or detergents.

Arteor™

Blank modules

5 728 41

5 700 60

5 731 86

Mechanisms supplied with rocker plates, to be equipped with support frames and plates. Refer Selection chart p. 157-158

Pack	Cat.Nos	Blank modules
		Square Version
		1 module
10	5 723 41	○ White
10	5 728 41	● Magnesium
10	5 700 60	● Champagne
10	5 710 60	● Soft Alu
		2 modules
10	5 723 42	○ White
10	5 728 42	● Magnesium
10	5 700 61	● Champagne
10	5 710 61	● Soft Alu
		3 modules
5	5 723 43	○ White
5	5 728 43	● Magnesium
		Round Version
		2 modules
10	5 730 86	○ White
10	5 731 86	● Magnesium
		3 modules
5	5 730 96	○ White
5	5 731 96	● Magnesium
		Cable outlets
		20 A cable outlet for junction - 2 modules
10	5 723 20	○ White
		45 A cable outlet - BS 1 gang
		Supplied with cover plate For flush mounting back box to be min. 45 mm deep
5	5 723 21	○ White
		Cord outlets
		1 module with ∅8 mm entry
10	5 723 07	○ White
		2 modules
10	5 723 19	○ White

Arteor™

Blanking cover plates

5 716 08

5 754 10

To be equipped with support frames and plates. Refer Selection chart p. 157-158

Pack	Cat.Nos	British standard blanking cover plates
		For 1 gang box
5	5 751 30	○ White
5	5 716 08	● Soft Alu
5	5 751 32	● Graphite
5	5 716 10	● Magnesium
5	5 716 12	● Champagne
5	5 716 14	● Dark Bronze
		For 2 gang box
5	5 751 40	○ White
5	5 716 09	● Soft Alu
5	5 751 42	● Graphite
5	5 716 11	● Magnesium
5	5 716 13	● Champagne
5	5 716 15	● Dark Bronze
		Italian/US standard blanking cover plates
		For 2" x 4" boxes
10	5 754 10	○ White
10	5 714 10	● Soft Alu
10	5 754 12	● Graphite
10	5 714 52	● Magnesium
10	5 714 53	● Champagne
10	5 714 51	● Dark Bronze
		US standard blanking cover plates
		For 4" x 4" boxes
5	5 714 00	● Soft Alu

Arteor™

Mounting supports, special plates and mounting boxes

5 760 16


5 723 90


5 723 92

Pack	Cat.Nos	
		Panel mounting supports
		For 1 to 3 mm thick panels
10	5 760 15	For 1 module Clips into a 28 x 53.5 mm aperture
10	5 760 16	For 2 modules Clips into a 58 x 53.5 mm aperture
		Modular support
10	5 760 13	For mounting 2-module mechanisms on symetrical rail
		Flush-mounting boxes
		For British standard 6 and 8-module plates and frames
1	6 890 36	For 6 modules 211.4 x 75.7 x 50.8 mm
1	6 890 38	For 8 modules 231 x 75.7 x 50.8 mm
1	6 890 28	For 2 x 6 modules 212 x 143 x 42 mm
		Surface-mounting boxes
		For British, German and French standard
10	5 723 90	For 2 modules - 1 gang 38 mm depth
25	5 723 92	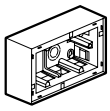 For 4 modules 2 x 2 modules - 2 gang 48 mm depth (suitable for shaver sockets)
25	5 723 93	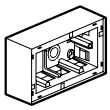 For 6/8 modules 48 mm depth (suitable for shaver sockets)
2	5 723 96	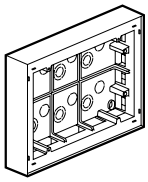 For 2 x 6 modules 38 mm depth

Whilst most items are stock lines some products are made to order.
Legrand and HPM Wiring Devices should be cleaned with a damp cloth only. Do not use chemicals or detergents.

Arteor™

Support frames

5 719 20

5 719 10

5 760 11

Pack	Cat.Nos	Support frames with standard installation accessories 84mm fixing centres
		Screw mounting (screws supplied)
		For 1 or 2 modules
10	5 719 10	Vertical mounting
		For 1, 2 or 3 modules
10	5 719 20	Horizontal mounting
		Support frames for BS type boxes 60.3 mm fixing centres
		Screw mounting (screws supplied)
		For 1 gang box
10	5 760 03	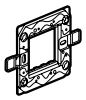 Square - for 1 or 2 modules
		For 2 gang box
10	5 760 02	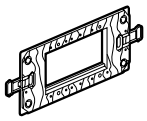 Rectangular - for 3 modules
10	5 760 00	Rectangular - for 2 x 2 modules

Pack	Cat.Nos	Support frames for German and French type boxes
		Screw mounting
10	5 760 21	For 1 or 2 modules
5	5 760 11	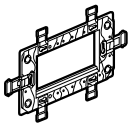 For 4 modules
5	5 760 12	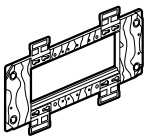 For 6 modules Horizontal mounting
2	5 760 22	 For 2 x 6 modules Horizontal mounting
		Claw mounting
5	5 760 20	For 1 or 2 modules

Arteor™ plate selection chart

83.5mm fixing centres - flush-mounting boxes, support frames and plates

Number of modules per mechanism	Flush-mounting boxes	Support frames	Plates	PLATES					
				Neutral					
				White	Soft Aluminium	Graphite	Magnesium	Champagne	Dark Bronze
AUSTRALIAN 770 VERSION - HORIZONTAL OR VERTICAL									
770 window	Standard mounting accessory	Not required *		5 754 30	5 751 77	5 754 32	5 751 78	5 751 80	5 751 79
SQUARE VERSION - VERTICAL									
1 vertical module	Standard mounting accessory	5 719 10		5 767 20	5 714 85	5 767 22	5 714 95	5 715 05	5 715 15
2 modules		5 719 10		5 752 50	5 714 82	5 752 52	5 714 92	5 715 02	5 715 12
SQUARE VERSION - HORIZONTAL									
1 module	Standard mounting accessory	5 719 20		5 752 20	5 714 11	5 752 22	5 752 27	5 714 31	5 714 41
2 modules		5 719 20		5 752 30	5 714 12	5 752 32	5 752 37	5 714 32	5 714 42
3 modules		5 719 20		5 750 10	5 714 13	5 750 12	5 750 17	5 714 33	5 714 43
Blanking cover plate		5 760 40		5 754 10	5 714 10	5 754 12	5 714 52	5 714 53	5 714 51
4 modules	0 800 42	5 760 11		5 750 30	5 714 14	5 750 32	5 750 37	5 714 34	5 714 44
6 modules	6 890 36	Supplied with support frame		5 753 70	5 713 06	5 753 72	5 713 16	5 713 26	5 713 36
8 modules	6 890 38	Supplied with support frame		5 767 00	5 713 08	5 767 02	5 713 18	5 713 28	5 713 38
ROUND VERSION									
2 modules	0 800 49	5 760 40		5 756 20	5 716 34	5 756 22	5 716 36	-	-
3 modules	0 800 49	5 760 40		5 755 00	5 716 35	5 755 02	5 716 37	-	-
2 modules	2" x 4"	5 760 30[1] 5 760 40		5 756 30	5 716 42	5 756 32	5 716 47	-	-
3 modules		5 760 40		5 756 50	5 716 43	5 756 52	5 716 48	-	-
ARTEOR SPECIAL PLATES									
Shaver outlet		Not needed		5 750 70	5 713 05	5 750 72	5 713 15	5 713 25	5 713 35

* Not required for switches. Single GPOs (AR787 series): 571920 (horizontal) or 571910 (Vertical)

PLATES											
	Mirror		Brushed Metal				Reflective Metal			Wood	Signature
	Mirror White	Mirror Black	Stainless Steel	Gold Brass	Pink Champagne	Black	Stainless Steel	Black	Gold	Grey Oak	Cube
	5 754 34	5 754 33	5 754 36	5 764 70	5 751 82	5 751 81	-	-	5 751 84	-	5 751 91
	5 767 24	5 767 23	5 767 26	5 767 30	5 715 26	5 715 21	5 715 31	5 715 41	5 715 36	5 715 46	5 715 51
	5 752 54	5 752 53	5 752 56	5 764 30	5 714 27	5 714 17	5 714 37	5 714 57	5 714 47	5 714 67	5 714 77
	5 752 44	5 752 43	5 752 46	5 764 10	5 714 26	5 714 16	5 714 36	5 714 56	5 714 46	5 714 66	5 714 76
	5 752 54	5 752 53	5 752 56	5 764 30	5 714 27	5 714 17	5 714 37	5 714 57	5 714 47	5 714 67	5 714 77
	5 752 74	5 752 73	5 752 76	5 764 50	5 714 28	5 714 18	5 714 38	5 714 58	5 714 48	5 714 68	5 714 78
	-	-	-	-	-	-	-	-	-	-	-
	5 750 34	5 750 33	5 750 36	5 762 70	5 714 29	5 714 19	5 714 39	5 714 59	5 714 49	5 714 69	-
	5 753 74	5 753 73	5 753 76	5 763 70	5 713 56	5 713 46	5 713 66	5 713 86	5 713 76	5 713 96	5 714 06
	5 767 04	5 767 03	5 767 06	5 767 10	5 713 58	5 713 48	5 713 68	5 713 88	5 713 78	5 713 98	5 714 08
	5 756 34	5 756 33	5 756 36	5 764 20	5 716 40	5 716 38	-	-	-	-	-
	5 756 54	5 756 53	5 756 56	5 764 40	5 716 41	5 716 39	-	-	-	-	-
	5 756 34	5 756 33	5 756 36	5 764 20	5 716 40	5 716 38	-	-	-	-	-
	5 756 54	5 756 53	5 756 56	5 764 40	5 716 41	5 716 39	-	-	-	-	-
	5 750 74	5 750 73	5 750 76	5 761 60	5 713 55	5 713 45	5 713 65	5 713 85	5 713 75	5 713 95	5 714 05

Architectural Metal

Switches and powerpoints

MS770/2LPWE

MS770/3LPBL


MS770/5LPWE

MS770/6LPWE

MS777LPWE

Pack	Cat.Nos	Vertical switches SPDT 10A 2 way 230/240V a.c. Stainless Steel plate
		1 Gang
1	MS770/1LPWE	○ White
1	MS770/1LPBL	● Black
		2 Gang
1	MS770/2LPWE	○ White
1	MS770/2LPBL	● Black
		3 Gang
1	MS770/3LPWE	○ White
1	MS770/3LPBL	● Black
		4 Gang
1	MS770/4LPWE	○ White
1	MS770/4LPBL	● Black
		5 Gang
1	MS770/5LPWE	○ White
1	MS770/5LPBL	● Black
		6 Gang
1	MS770/6LPWE	○ White

Pack	Cat.Nos	Horizontal powerpoints 230/240V a.c. Stainless Steel plate
		Single Powerpoint 10A
100	MS791LPWE	○ White
100	MS791LPBL	● Black
		Single powerpoint 15A
100	MS791/15LPWE	○ White
100	MS791/15LPBL	● Black
		Single Powerpoint with Shaver Outlet and safety shutters
1	MS798	○ White
1	MS798BL	● Black
		Single Powerpoint with Shaver Outlet and RCD 30mA
1	MS798EL30	○ White
		Double powerpoints 10A
50	MS777LPWE	○ White
1	MS777LPBL	● Black
		Double powerpoints 10A with extra switch
1	MS777XLPWE	○ White
1	MS777XLPBL	● Black
		Double powerpoints 20A
1	MS738/20LPWE	○ White
1	MS738/20LPBL	● Black

		Vertical powerpoints 230/240V a.c. Stainless Steel plate
		Single Powerpoint 10A
1	MS788LPWE	○ White
1	MS788LPBL	● Black
		Single Powerpoint 10A with Shaver Outlet and safety shutters
1	MS798V	○ White
1	MS798VBL	● Black
		Single Powerpoint 10A with Shaver Outlet and RCD 30mA
1	MS798VEL30	○ White

Whilst most items are stock lines some products are made to order.
Legrand and HPM Wiring Devices should be cleaned with a damp cloth only. Do not use chemicals or detergents.

Architectural Metal

Powerpoint mechanisms, grids & plates

M787MWE

M788MWE

M788NSMWE

Pack	Cat.Nos	Single powerpoint mechanisms 230/240V a.c.
		Horizontal 10A
1	M787MWE	○ White
1	M787MBL	● Black
		Vertical 10A
1	M788MWE	○ White
1	M788MBL	● Black
1	M788MRED	● Red
		Vertical 10A with safety shutter and red neon
1	M788NSMWE	○ White
1	M788NSMRED	● Red
		Vertical 10A Double pole
1	M788PMWE	○ White
		Vertical 10A Double Pole with Safety shutters & neon
1	M788PNSMBL	● Black
1	M788PNSMRED	● Red
		Vertical 10A Double Pole with Safety shutters & neon - for Hospital use
1	M788PNHMWE	○ White
		Grid & plates
		1 Gang - for HPM mechanisms
1	MS770/1GPOLPWE	○ White
1	MS770/1GPOLPBL	● Black
		2 Gang - for HPM mechanisms
1	MS770/2GPOLPWE	○ White
		3 Gang - for HPM mechanisms
1	MS770/3GPOLPWE	○ White
		4 Gang - for HPM mechanisms
1	MS770/4GPOLPWE	○ White
		5 Gang - for HPM mechanisms
1	MS770/5GPOLPWE	○ White
		6 Gang - for HPM mechanisms
1	MS770/6GPOLPWE	○ White
		1 Gang - for Esco & Multi series
1	MG670WE	○ White
1	MG670BL	● Black
		2 Gang - for Esco & Multi series
1	MG672WE	○ White
1	MG672BL	● Black
		3 Gang - for Esco & Multi series
1	MG673WE	○ White
1	MG673BL	● Black

Coverplates, inserts and switches

MS770/1GPOLPWE



MS788/2WE

Pack	Cat.Nos	Coverplates Stainless Steel
		For Double powerpoints (provided with Wall box cat no 920)
1	MS788/2WE	○ White
1	MS788/2BL	● Black
		Inserts
		For Multi & Esco Series - 2 Gang
1	801/1WE	○ White
		Mounting bracket
		For MS777LP series
1	717/1	Mounting bracket for Architectural double powerpoint MS777

Linea

Switches

LN770/1WE

LN770/3BL

LN400TWE

LN770/1HWE

LN400THWE

LN3FCHWE

Pack	Cat.Nos	Vertical switches SPDT 10A 2 Way 230/240V a.c.
		1 Gang
80	LN770/1WE	○ White
80	LN770/1BL	● Black
		2 Gang
80	LN770/2WE	○ White
80	LN770/2BL	● Black
		3 Gang
80	LN770/3WE	○ White
80	LN770/3BL	● Black
		4 Gang
80	LN770/4WE	○ White
80	LN770/4BL	● Black
		5 Gang
80	LN770/5WE	○ White
80	LN770/5BL	● Black
		6 Gang
80	LN770/6WE	○ White
80	LN770/6BL	● Black
		Vertical dimmers and fan controllers
		Rotary dimmer 2 Wire trailing edge 400VA
72	LN400TWE	○ White ECO
72	LN400TBL	● Black ECO
		Fan controller 3 speed 100VA
72	LN3FCWE	○ White
72	LN3FCBL	● Black
		Architrave switches SPDT 10A 2 way 230/240V a.c.
		1 Gang
120	LNA770/1WE	○ White
120	LNA770/1BL	● Black
		2 Gang
120	LNA770/2WE	○ White
120	LNA770/2BL	● Black

Pack	Cat.Nos	Horizontal switches SPDT 10A 2 way 230/240V a.c.
		1 Gang
80	LN770/1HWE	○ White
80	LN770/1HBL	● Black
		2 Gang
80	LN770/2HWE	○ White
80	LN770/2HBL	● Black
		3 Gang
80	LN770/3HWE	○ White
80	LN770/3HBL	● Black
		4 Gang
80	LN770/4HWE	○ White
80	LN770/4HBL	● Black
		5 Gang
80	LN770/5HWE	○ White
80	LN770/5HBL	● Black
		6 Gang
80	LN770/6HWE	○ White
80	LN770/6HBL	● Black
		Horizontal dimmers and fan controllers
		Rotary dimmer 2 wire trailing edge 400VA
72	LN400THWE	○ White ECO
72	LN400THBL	● Black ECO
		Fan controller 3 speed 100VA
72	LN3FCHWE	○ White
72	LN3FCHBL	● Black

ECO Energy Saving products

Whilst most items are stock lines some products are made to order.
Legrand and HPM Wiring Devices should be cleaned with a damp cloth only. Do not use chemicals or detergents.

Linea

Powerpoints

LN787WE

LN777ABL

LN777ESWEWE

Pack	Cat.Nos	Horizontal powerpoints 230/240V a.c.
		Single powerpoint 10A
120	LN787WE	○ White
120	LN787BL	● Black
		Single powerpoint 10A with extra switch
120	LN787XWE	○ White
		Single powerpoint 15A
120	LN787/15WE	○ White
120	LN787/15BL	● Black
		Double powerpoint 10A
120	LN777WE	○ White
120	LN777BL	● Black
		Double powerpoint 10A with extra switch
120	LN777XWE	○ White
120	LN777XBL	● Black
		Double powerpoint 10A autoswitch
120	LN777AWE	○ White
120	LN777ABL	● Black
		Double powerpoint 10A with extra safety
120	LN777ESWEWE	○ White
120	LN777ESBLBL	● Black
		Double powerpoint 10A autoswitch with extra safety
120	LN777AESWEWE	○ White
120	LN777AESBLBL	● Black

Phone, TV, data & AV sockets

LN770/1CXWE

LN770/2CX/FCXWE

LN770/1RJ1WE

Pack	Cat.Nos	TV outlets
		Coaxial 75 Ohm
160	LN770/1CXWE	○ White
160	LN770/1CXBL	● Black
		PAL F-type 75 Ohm
160	LN770/1FCXWE	○ White
		Coaxial + PAL F-type
160	LN770/2CX/FCXWE	○ White
		Phone outlets RJ12
		1 Gang
160	LN770/1RJ1WE	○ White
160	LN770/1RJ1BL	● Black
		2 Gang
160	LN770/2RJ1WE	○ White
160	LN770/2RJ1BL	● Black
		Data outlets RJ45 Cat5e
		1 Gang
160	LN770/1RJ2EWE	○ White
160	LN770/1RJ2EBL	● Black
		2 Gang
160	LN770/2RJ2EWE	○ White
160	LN770/2RJ2EBL	● Black

Energy Saving products

Whilst most items are stock lines some products are made to order.
Legrand and HPM Wiring Devices should be cleaned with a damp cloth only. Do not use chemicals or detergents.

Linea

Grids & plates

LN770/1GPLWE

LN770/2GPLBL



LN770/4GPLBL

Pack	Cat.Nos	Grid & plate only
		1 Gang
160	LN770/1GPLWE	○ White
160	LN770/1GPLBL	● Black
		2 Gang
160	LN770/2GPLWE	○ White
160	LN770/2GPLBL	● Black
		3 Gang
160	LN770/3GPLWE	○ White
160	LN770/3GPLBL	● Black
		4 Gang
160	LN770/4GPLWE	○ White
160	LN770/4GPLBL	● Black
		5 Gang
160	LN770/5GPLWE	○ White
160	LN770/5GPLBL	● Black
		6 Gang
160	LN770/6GPLWE	○ White
160	LN770/6GPLBL	● Black
		Blank
160	LN770/0GPLWE	○ White
160	LN770/0GPLBL	● Black

Accessories

LN711

LN751

LNPC

Pack	Cat.Nos	Acessories
100	LN711	**Mounting brackets** Mounting clips metal for 5mm plasterboard walls
300	LN751	**Shrouds** Shroud black for Linea range
500	LNPC	**Paint cover** Paint cover transparent for Linea range

Whilst most items are stock lines some products are made to order.
Legrand and HPM Wiring Devices should be cleaned with a damp cloth only. Do not use chemicals or detergents.

FIND THE LEGRAND RANGES ON POWERPLAN

POWERFUL AND EASY TO USE

PowerPlan has been designed to simplify electrical consultations by creating visual floor plans which can be edited in seconds. Created with the builder in mind, it allows consultants to quickly and easily develop an electrical plan prior and during the customer's appointment, allowing for up-sell opportunities.

- Design electrical plans quickly and easily
- Import and print high quality floor plans
- Directly comment on floor plans
- Manage pricing files
- Add and filter your product database through product categories
- Generate accurate quote in seconds
- User friendly visual tool
- Reliable and secure web application

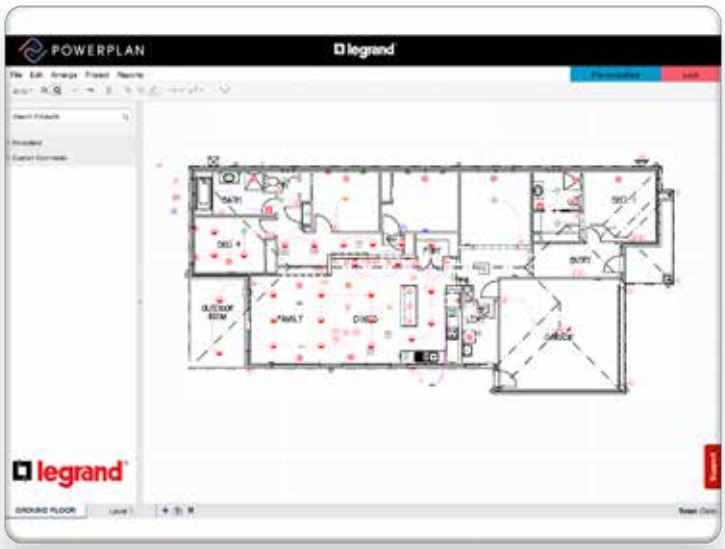

Linea plate selection chart

Coverplates

		PLATES				
		Basics		Metallics		
		White	Black	Matt Silver	Asphalt	Gun Metal
HORIZONTAL OR VERTICAL						
1 gang		LN770/1PLWE	LN770/1PLBL	LN770/1PLMS	LN770/1PLAS	LN770/1PLGL
2 gang		LN770/2PLWE	LN770/2PLBL	LN770/2PLMS	LN770/2PLAS	LN770/2PLGL
3 gang		LN770/3PLWE	LN770/3PLBL	LN770/3PLMS	LN770/3PLAS	LN770/3PLGL
4 gang		LN770/4PLWE	LN770/4PLBL	LN770/4PLMS	LN770/4PLAS	LN770/4PLGL
5 gang		LN770/5PLWE	LN770/5PLBL	LN770/5PLMS	LN770/5PLAS	LN770/5PLGL
6 gang		LN770/6PLWE	LN770/6PLBL	LN770/6PLMS	LN770/6PLAS	LN770/6PLGL
Blank		LN770/0PLWE	LN770/0PLBL	LN770/0PLMS	LN770/0PLAS	LN770/0PLGL
ARCHITRAVE COVERPLATES						
1 gang		LNA770/1PLWE	LNA770/1PLBL	LNA770/1PLMS	LNA770/1PLAS	LNA770/1PLGL
2 gang		LNA770/2PLWE	LNA770/2PLBL	LNA770/2PLMS	LNA770/2PLAS	LNA770/2PLGL
POWERPOINTS						
Single powerpoints		LN787PLWE	LN787PLBL	LN787PLMS	LN787PLAS	LN787PLGL
Single powerpoint with extra hole		LN787XPLWE	LN787XPLBL	LN787XPLMS	LN787XPLAS	LN787XPLGL
Double powerpoints		LN777PLWE	LN777PLBL	LN777PLMS	LN777PLAS	LN777PLGL
Double powerpoints with extra hole		LN777XPLWE	LN777XPLBL	LN777XPLMS	LN777XPLAS	LN777XPLGL
Autoswitched double powerpoints		LN777APLWE	LN777APLBL	LN777APLMS	LN777APLAS	LN777APLGL
Double powerpoints with extra safety		LN777ESPLWE	LN777ESPLBL	LN777ESPLMS	LN777ESPLAS	LN777ESPLGL
Autoswitched double powerpoints with extra safety		LN777AESPLWE	LN777AESPLBL	LN777AESPLMS	LN777AESPLAS	LN777AESPLGL

Whilst most items are stock lines some products are made to order.
Legrand and HPM Wiring Devices should be cleaned with a damp cloth only. Do not use chemicals or detergents.

	PLATES			
	Neutrals			
	Ghost Gun	Ninja Khaki	Wet Elephant	Midnight Dash
	LN770/1PLLG	LN770/1PLKH	LN770/1PLDG	LN770/1PLMI
	LN770/2PLLG	LN770/2PLKH	LN770/2PLDG	LN770/2PLMI
	LN770/3PLLG	LN770/3PLKH	LN770/3PLDG	LN770/3PLMI
	LN770/4PLLG	LN770/4PLKH	LN770/4PLDG	LN770/4PLMI
	LN770/5PLLG	LN770/5PLKH	LN770/5PLDG	LN770/5PLMI
	LN770/6PLLG	LN770/6PLKH	LN770/6PLDG	LN770/6PLMI
	LN770/0PLLG	LN770/0PLKH	LN770/0PLDG	LN770/0PLMI
	LNA770/1PLLG	LNA770/1PLKH	LNA770/1PLDG	LNA770/1PLMI
	LNA770/2PLLG	-	LNA770/2PLDG	LNA770/2PLMI
	LN787PLLG	LN787PLKH	LN787PLDG	LN787PLMI
	LN787XPLLG	LN787XPLKH	LN787XPLDG	LN787XPLMI
	LN777PLLG	LN777PLKH	LN777PLDG	LN777PLMI
	LN777XPLLG	LN777XPLKH	LN777XPLDG	LN777XPLMI
	LN777APLLG	LN777APLKH	LN777APLDG	LN777APLMI
	LN777ESPLLG	LN777ESPLKH	LN777ESPLDG	LN777ESPLMI
	LN777AESPLLG	LN777AESPLKH	LN777AESPLDG	LN777AESPLMI

Excel Life

Dedicated switches

ED770/1WE

ED770/2BL

ED770/4WE

ED770/2HWE

Vertical switches 230/240V a.c.

Rocker mechanism SPDT 16A fluoro rated 16AX

Pack	Cat No.	
		1 Gang
10	ED770/1WE	White
10	ED770/1UG	Urban Grey
10	ED770/1BL	Black
10	ED770/1MW	Matt White
10	ED770/1MB	Matt Black
		2 Gang
10	ED770/2WE	White
10	ED770/2UG	Urban Grey
10	ED770/2BL	Black
10	ED770/2MW	Matt White
10	ED770/2MB	Matt Black
		3 Gang
10	ED770/3WE	White
10	ED770/3UG	Urban Grey
10	ED770/3BL	Black
10	ED770/3MW	Matt White
10	ED770/3MB	Matt Black
		4 Gang
10	ED770/4WE	White
10	ED770/4UG	Urban Grey
10	ED770/4BL	Black
10	ED770/4MW	Matt White
10	ED770/4MB	Matt Black
		5 Gang
10	ED770/5WE	White
10	ED770/5UG	Urban Grey
10	ED770/5BL	Black
10	ED770/5MW	Matt White
10	ED770/5MB	Matt Black
		6 Gang
10	ED770/6WE	White
10	ED770/6UG	Urban Grey
10	ED770/6BL	Black
10	ED770/6MW	Matt White
10	ED770/6MB	Matt Black

Vertical switches 230/240V a.c.

Rocker mechanism 40A

Pack	Cat No.	
		1 Gang
10	ED770/40WE	White
10	ED770/40UG	Urban Grey

Rocker mechanism double pole 40A

Pack	Cat No.	
		1 Gang
10	ED770/40DPWE	White
10	ED770/40DPUG	Urban Grey

Rocker mechanism double pole engraved 'COOKTOP' 40A

For custom engraving please contact customer service.

Pack	Cat No.	
		6 Gang
10	ED770/40DPCTPWE	White
10	ED770/40DPCTPUG	Urban Grey
10	ED770/40DPCTPBL	Black

Horizontal switches 230/240V a.c.

Rocker mechanism SPDT 16A fluoro rated 16AX

Pack	Cat No.	
		1 Gang
10	ED770/1HWE	White
10	ED770/1HMW	Matt White
10	ED770/1HMB	Matt Black
		2 Gang
10	ED770/2HWE	White
10	ED770/2HMW	Matt White
10	ED770/2HMB	Matt Black
		3 Gang
10	ED770/3HWE	White
10	ED770/3HMW	Matt White
10	ED770/3HMB	Matt Black
		4 Gang
10	ED770/4HWE	White
10	ED770/4HMW	Matt White
10	ED770/4HMB	Matt Black
		5 Gang
10	ED770/5HWE	White
10	ED770/5HMW	Matt White
10	ED770/5HMB	Matt Black
		6 Gang
10	ED770/6HWE	White
10	ED770/6HMW	Matt White
10	ED770/6HMB	Matt Black

Whilst most items are stock lines some products are made to order.
Legrand and HPM Wiring Devices should be cleaned with a damp cloth only. Do not use chemicals or detergents.

Excel Life

Dedicated switches - IP66 and architrave

ED770/1IPUG

ED770/2IPWE

ED770/4FLHHWE

ED770/2HIPWE

EDA770/1WE

Pack	Cat No.	Vertical switches IP66 230/240V a.c.
		Rocker mechanism SPDT 16A fluoro rated 16AX
		1 Gang
10	ED770/1IPWE	○ White
10	ED770/1IPUG	● Urban Grey
		2 Gang
10	ED770/2IPWE	○ White
10	ED770/2IPUG	● Urban Grey
		3 Gang
10	ED770/3IPWE	○ White
		4 Gang
10	ED770/4IPWE	○ White
		Fan controller
8	ED3FCWE	○ White Fan controller 1 gang 100VA 3 speed
		Fan controller for Serene range ceiling fans
10	ED3FCSERWE	○ White Fan Controller 1 gang 100VA 3 speed
10	ED3FCSERLWE	○ White Fan Controller 100VA 3 speed and light switch

Pack	Cat No.	Horizontal switches IP66 230/240V a.c.
		Rocker mechanism SPDT 16A fluoro rated 16AX
		1 Gang
5	ED770/1HIPWE	○ White
		2 Gang
5	ED770/2HIPWE	○ White

Pack	Cat No.	Vertical Bathroom Heater Controller switches 230/240V a.c.
		Engraved light, fan, heat switch, 10A
		3 Gang
10	ED770/3FLHWE	○ White
		Engraved light, fan, heat, 10A suits ducted device BH2DWE
		3 Gang
5	ED770/3FLHCWE	○ White
		Engraved light, fan, heat x2, 10A
10	ED770/4FLHHWE	○ White
		Engraved light, fan, heat x2, 10A suits ducted device BHD6224LWE, BH4DWE
		4 Gang
5	ED770/4FLHHCWE	○ White

Pack	Cat No.	Architrave switches 230/240V a.c.
		Rocker mechanism SPDT 16A fluoro rated 16AX
		1 Gang
10	EDA770/1WE	○ White
		2 Gang
10	EDA770/2WE	○ White
		3 Gang
10	EDA770/3WE	○ White

See p. 304 for
HPM bathroom heater range

ED777WE

ED777MB

ED777ESWE

ED777EL10WE

ED777XMB

Horizontal powerpoints 230/240V a.c.

Pack	Cat No.
	Double powerpoint 10A
10	ED777WE
10	ED777UG
10	ED777BL
10	ED777MW
10	ED777MB
	Double powerpoint with extra function hole 10A
10	ED777XWE
10	ED777XUG
10	ED777XBL
10	ED777XMW
10	ED777XMB
	Double autoswitch powerpoint 10A
10	ED777AWE
10	ED777AUG
10	ED777ABL
	Double round earth powerpoint 10A
10	ED777RWE
10	ED777RUG
	Double extra safety powerpoint 10A
10	ED777ESWE
10	ED777ESUG
	Double extra safety autoswitch powerpoint 10A
10	ED777AESWE
10	ED777AESUG
	Double powerpoint, double pole 10A
10	ED777DPWE
10	ED777DPUG
	Double powerpoint 15A
10	ED777/15WE
10	ED777/15UG
	4 gang powerpoint 10A
10	ED7774WE
10	ED7774UG
10	ED7774BL

○ White
● Urban Grey
● Black
○ Matt White
● Matt Black

○ White
● Urban Grey
● Black
○ Matt White
● Matt Black

○ White
● Urban Grey
● Black

○ White
● Urban Grey

○ White
● Urban Grey

○ White
● Urban Grey

○ White
● Urban Grey

○ White
● Urban Grey
● Black

Horizontal RCD protected powerpoints 230/240V a.c.

Internal safety shutters on all powerpoints

Pack	Cat No.
	Double powerpoint 10A, 10mA RCD
1	ED777EL10WE
1	ED777EL10UG
	Double powerpoint 10A, 30mA RCD
1	ED777EL30WE
1	ED777EL30UG

○ White
● Urban Grey

○ White
● Urban Grey

Horizontal USB powerpoints 230/240V a.c.

Internal safety shutters on all powerpoints

Pack	Cat No.
	Double powerpoint 10A, with integrated USB charger 2.4A Type A
1	ED777USB2IWE
1	ED777USB2IUG
1	ED777USB2IBL
1	ED777USB2IMW
1	ED777USB2IMB
	Double Powerpoint 10A, with integrated USB charger 2.4A Type A+C
1	ED777USB2IACWE
1	ED777USB2IACUG
1	ED777USB2IACBL
1	ED777USB2IACMW
1	ED777USB2IACMB
	Double powerpoint 10A, with USB charger 3A Type A+C
1	ED777USBN2ACWE
1	ED777USBN2ACUG
1	ED777USBN2ACBL
	Double powerpoint 10A, with USB charger Type C 60w (1 port)
1	ED777USB1CWE
1	ED777USB1CUG
1	ED777USB1CBL
	Double powerpoint 10A, with dual USB charger 3A Type C
1	ED777USBN2CWE
1	ED777USBN2CUG
1	ED777USBN2CBL

○ White
● Urban Grey
● Black
○ Matt White
● Matt Black

○ White
● Urban Grey
● Black
○ Matt White
● Matt Black

○ White
● Urban Grey
● Black

○ White
● Urban Grey
● Black

○ White
● Urban Grey
● Black

Red catalogue number: new product

Whilst most items are stock lines some products are made to order.
Legrand and HPM Wiring Devices should be cleaned with a damp cloth only. Do not use chemicals or detergents.

Excel Life

Dedicated powerpoints

EDV777WE

EDV777XUG

ED787MW

ED787/2XWE

ED787/15BL

EDV787XWE

EDV787/2XUG

EDV787ARWE

EDV787/15WE

Pack	Cat No.	Vertical double powerpoints 230/240V a.c. Internal safety shutters on all powerpoints
		Vertical double powerpoint 10A
10	EDV777WE	White
10	EDV777UG	Urban Grey
10	EDV777BL	Black
10	EDV777MW	Matt White
10	EDV777MB	Matt Black
		Vertical double powerpoint with extra function hole 10A
10	EDV777XWE	White
10	EDV777XUG	Urban Grey
10	EDV777XBL	Black
10	EDV777XMW	Matt White
10	EDV777XMB	Matt Black

Pack	Cat No.	Horizontal single powerpoints 230/240V a.c. Internal safety shutters on all powerpoints
		Single powerpoint 10A
10	ED787WE	White
10	ED787UG	Urban Grey
10	ED787BL	Black
10	ED787MW	Matt White
10	ED787MB	Matt Black
		Single powerpoint with extra function hole 10A
10	ED787XWE	White
10	ED787XUG	Urban Grey
		Single powerpoint with 2 extra function holes 10A
10	ED787/2XWE	White
10	ED787/2XUG	Urban Grey
		Single round earth powerpoint 10A
10	ED787RWE	White
10	ED787RUG	Urban Grey
		Single autoswitch powerpoint 10A
10	ED787AWE	White
10	ED787AUG	Urban Grey
		Single round earth autoswitch powerpoint 10A
10	ED787/ARWE	White
10	ED787/ARUG	Urban Grey
		Single double pole powerpoint 10A
10	ED787DPWE	White
10	ED787DPUG	Urban Grey

Pack	Cat No.	Horizontal single powerpoints 230/240V a.c.
		Single powerpoint 15A
10	ED787/15WE	White
10	ED787/15UG	Urban Grey
10	ED787/15BL	Black
		Single autoswitch powerpoint 15A
10	ED787A/15WE	White
10	ED787A/15UG	Urban Grey
		Single powerpoint 20A
10	ED787/20WE	White
10	ED787/20UG	Urban Grey
		Single powerpoint 25A
10	ED787/25WE	White
10	ED787/25UG	Urban Grey
		Single powerpoint 32A unswitched
10	ED787U/32WE	White
10	ED787U/32UG	Urban Grey
10	ED787U/32BL	Black

Pack	Cat No.	Vertical single powerpoints 230/240V a.c. Internal safety shutters on all powerpoints
		Vertical single powerpoint 10A
10	EDV787WE	White
10	EDV787UG	Urban Grey
10	EDV787BL	Black
10	EDV787MW	Matt White
10	EDV787MB	Matt Black
		Vertical single powerpoint with extra function hole 10A
10	EDV787XWE	White
10	EDV787XUG	Urban Grey
		Vertical single powerpoint with 2 extra function holes 10A
10	EDV787/2XWE	White
10	EDV787/2XUG	Urban Grey
		Vertical single round earth powerpoint 10A
10	EDV787RWE	White
10	EDV787RUG	Urban Grey
		Vertical single autoswitch round earth powerpoint 10A
10	EDV787ARWE	White
10	EDV787ARUG	Urban Grey
		Vertical single powerpoint 15A
10	EDV787/15WE	White
10	EDV787/15UG	Urban Grey
		Vertical single autoswitch powerpoint 15A
10	EDV787A/15WE	White
10	EDV787A/15UG	Urban Grey

Excel Life

Mechanical switch mechanisms

EM770WE

EM770DUOWE

EM770IMLEDWE

EM770IMWE

EM770/20BL

EM770/32RDWE

Pack	Cat No.	Rocker switch mechanisms 230/240V a.c., 16A
		Single pole double throw fluoro rated 16AX M100 motor rating
10	EM770WE	○ White
10	EM770UG	● Urban Grey
10	EM770BL	● Black
10	EM770MW	○ Matt White
10	EM770MB	● Matt Black
		Single Pole double throw fluro rated 16AX M100 switch, fitted with illuminated LED ring
10	EM770LEDFWE	○ White
10	EM770LEDFUG	● Urban Grey
10	EM770LEDFBL	● Black
		Single pole double throw spring return
10	EM770XWE	○ White
10	EM770XUG	● Urban Grey
10	EM770XBL	● Black
		Double pole single throw fluoro rated 10AX
10	EM770DPWE	○ White
10	EM770DPUG	● Urban Grey
10	EM770DPBL	● Black
		Double pole single throw with Red indicator fluoro rated 10AX
10	EM770DPRDWE	○ White
10	EM770DPRDUG	● Urban Grey
		2 x single pole single throw fluoro rated 10AX M50 motor rating
10	EM770DUOWE	○ White
10	EM770DUOUG	● Urban Grey
		Intermediate switch 16A fluoro rated 10AX
10	EM770IMWE	○ White
10	EM770IMUG	● Urban Grey
10	EM770IMBL	● Black
10	EM770IMMW	○ Matt White
10	EM770IMMB	● Matt Black
		Intermediate switch with illuminated Blue LED ring
		1 Gang
10	EM770IMLEDWE	○ White
		Single pole double throw with Red indicator fluoro rated 16AX
10	EM770RDWE	○ White
10	EM770RDUG	● Urban Grey

Pack	Cat No.	Rocker switch mechanisms 230/240V a.c., 20A
		Single pole double throw fluoro rated 20AX
10	EM770/20WE	○ White
10	EM770/20UG	● Urban Grey
10	EM770/20BL	● Black
		Single pole double throw with Red indicator fluoro rated 20AX M120 motor rating
10	EM770/20RDWE	○ White
10	EM770/20RDUG	● Urban Grey
		Double pole single throw fluoro rated 10AX
10	EM770/20DPWE	○ White
10	EM770/20DPUG	● Urban Grey
		Rocker switch mechanisms 230/240V a.c., 25A
		Single pole single throw fluoro rated 20AX
10	EM770/25WE	○ White
10	EM770/25UG	● Urban Grey
		Rocker switch mechanisms 230/240V a.c., 32A
		Single pole single throw fluoro rated 20AX
10	EM770/32WE	○ White
10	EM770/32UG	● Urban Grey
10	EM770/32BL	● Black
		Single pole single throw with Red indicator fluoro rated 20AX
10	EM770/32RDWE	○ White
10	EM770/32RDUG	● Urban Grey

Whilst most items are stock lines some products are made to order.
Legrand and HPM Wiring Devices should be cleaned with a damp cloth only. Do not use chemicals or detergents.

Excel Life

Mechanical switch mechanisms

EM970BL

EM970LWE

Pack	Cat No.	Mechanical push-button switches
		Single Pole 2 Way switch 10A/10AX
10	EM970WE	White
10	EM970UG	Urban Grey
10	EM970BL	Black
10	EM970MW	Matt White
10	EM970MB	Matt Black
		Single Pole 2 Way switch 10A/10AX with LED indicator
10	EM970LWE	White
10	EM970LUGBL	Black/Urban Grey
10	EM970LMW	Matt White
10	EM970LMB	Matt Black
		Intermediate switch 10A/10AX
10	EM970IMWE	White
10	EM970IMUG	Urban Grey
10	EM970IMBL	Black
10	EM970IMMW	Matt White
10	EM970IMMB	Matt Black
		Intermediate switch 10A/10AX with LED indicator
10	EM970LIMWE	White
10	EM970LIMUGBL	Black/Urban Grey
10	EM970LIMMW	Matt White
10	EM970LIMMB	Matt Black
		Momentary switch 10A
10	EM970BPWE	White
10	EM970BPUG	Urban Grey
10	EM970BPBL	Black
10	EM970BPMW	Matt White
10	EM970BPMB	Matt Black
		Momentary switch 10A with LED indicator
10	EM970LBPWE	White
10	EM970LBPUGBL	Black/Urban Grey
10	EM970LBPMW	Matt White
10	EM970LBPMB	Matt Black
		Low voltage 12V d.c. switch 5A with LED indicator
10	EM970LELVWEUGBL	White/Black/Urban Grey

Excel Life

Mechanical switch mechanisms engraved

EM770BYPASSWE

EM770DAYNIGHTWE

EM770KITCHENWE

EM770/20HWSWE

EM770/32OVENWE

				Cat No.				
MARKED AS	Amp Rating	Mechanism Type	Pack	White	Urban Grey	Black	Matt White	Matt Black
AIR CON	16AX	SPDT	10	EM770AIRCONWE	EM770AIRCONUG	EM770AIRCONBL		
AIR CON	20A	SPDT	10	EM770/20ACWE	EM770/20ACUG			
AUTO/MAN	16AX	SPDT	10	EM770AUTOMANWE	EM770AUTOMANUG	EM770AUTOMANBL		
BED1	16AX	SPDT	10	EM770BED1WE	EM770BED1UG			
BED2	16AX	SPDT	10	EM770BED2WE	EM770BED2UG			
BED3	16AX	SPDT	10	EM770BED3WE	EM770BED3UG			
BED4	16AX	SPDT	10	EM770BED4WE	EM770BED4UG			
BYPASS	16AX	SPDT	10	EM770BYPASSWE	EM770BYPASSUG			
D/WASH	16AX	SPDT	10	EM770DWASHWE	EM770DWASHUG	EM770DWASHBL	EM770DWASHMW	EM770DWASHMB
DAY/NIGHT	16AX	SPDT	10	EM770DAYNIGHTWE	EM770DAYNIGHTUG			
DINING	16AX	SPDT	10	EM770DININGWE	EM770DININGUG			
DOOR	16A	SPDT	10	EM770XDOORWE	EM770XDOORUG			
EXHAUST	16AX	SPDT	10	EM770EXHWE	EM770EXHUG			
FAN	16AX	SPDT	10	EM770FANWE	EM770FANUG	EM770FANBL	EM770FANMW	EM770FANMB
FIRE	16AX	SPDT	10	EM770FIREWE	EM770FIREUG	EM770FIREBL		
FRIDGE	16AX	SPDT	10	EM770FRIDGEWE	EM770FRIDGEUG	EM770FRIDGEBL	EM770FRIDGEMW	EM770FRIDGEMB
GAMES	16AX	SPDT	10	EM770GAMESWE	EM770GAMESUG			
GARDEN	16AX	SPDT	10	EM770GARDENWE	EM770GARDENUG	EM770GARDENBL		
HEAT	16A	2XSPST	10	EM770DUOHTWE	EM770DUOHTUG			
HEAT	16AX	SPDT	10	EM770HEATWE	EM770HEATUG	EM770HEATBL	EM770HEATMW	EM770HEATMB
HOB	16AX	SPDT	10	EM770HOBWE	EM770HOBUG			
HOB	32A	SPST	10	EM770/32HOBWE	EM770/32HOBUG	EM770/32HOBBL	EM770/32HOBMW	EM770/32HOBMB
HOOD	16AX	SPDT	10	EM770HOODWE	EM770HOODUG	EM770HOODBL	EM770HOODMW	EM770HOODMB
HOT PLATE	32A	SPST	10	EM770/32HOTPWE	EM770/32HOTPUG			
HWS	20A	SPDT	10	EM770/20HWSWE	EM770/20HWSUG			
KITCHEN	16AX	SPDT	10	EM770KITCHENWE	EM770KITCHENUG	EM770KITCHENBL		
LIGHT	16AX	SPDT	10	EM770LIGHTWE	EM770LIGHTUG	EM770LIGHTBL	EM770LIGHTMW	EM770LIGHTMB
LIVING	16AX	SPDT	10	EM770LIVINGWE	EM770LIVINGUG	EM770LIVINGBL		
LOUNGE	16AX	SPDT	10	EM770LOUNGEWE	EM770LOUNGEUG	EM770LOUNGEBL		
MICRO	16AX	SPDT	10	EM770MICROWAVWE	EM770MICROWAVUG	EM770MICROWAVBL	EM770MICROWAVMW	EM770MICROWAVMB
MIRROR	16AX	SPDT	10	EM770MIRRORWE	EM770MIRRORUG	EM770MIRRORBL		
OFFICE	16AX	SPDT	10	EM770OFFICEWE	EM770OFFICEUG	EM770OFFICEBL		
OUTSIDE	16AX	SPDT	10	EM770OUTSIDEWE	EM770OUTSIDEUG	EM770OUTSIDEBL		
OVEN	32A	SPST	10	EM770/32OVENWE	EM770/32OVENUG	EM770/32OVENBL	EM770/32OVENMW	EM770/32OVENMB
PRESS	16A	SPDT	10	EM770XPRESSWE	EM770XPRESSUG			
RANGE	32A	SPST	10	EM770/32RANGEWE	EM770/32RANGEUG	EM770/32RANGEBL	EM770/32RANGEMW	EM770/32RANGEMB
RESET	16A	SPDT	10	EM770XRESETWE	EM770XRESETUG			
RUMPUS	16AX	SPDT	10	EM770RUMPUSWE	EM770RUMPUSUG			
SENSOR	16AX	SPDT	10	EM770SENSORWE	EM770SENSORUG	EM770SENSORBL	EM770SENSORMW	EM770SENSORMB
TV	16AX	SPDT	10	EM770TVWE	EM770TVUG	EM770TVBL		
WASTE	16AX	SPDT	10	EM770WASTEWE	EM770WASTEUG	EM770WASTEBL	EM770WASTEMW	EM770WASTEMB
ZONE 1	16AX	SPDT	10	EM770ZONE1WE	EM770ZONE1UG			
ZONE 2	16AX	SPDT	10	EM770ZONE2WE	EM770ZONE2UG			
ZONE 3	16AX	SPDT	10	EM770ZONE3WE	EM770ZONE3UG			
ZONE 4	16AX	SPDT	10	EM770ZONE4WE	EM770ZONE4UG			

Legend

SPDT = single pole, double throw
DPXT = double pole cross-over
AX = fluorescent rated switch
DPST = double pole, single throw
NC = normally closed

For custom engraving please contact customer service using EM770PRINTWE, EM770PRINTUG or EM770PRINTBL

Whilst most items are stock lines some products are made to order.
Legrand and HPM Wiring Devices should be cleaned with a damp cloth only. Do not use chemicals or detergents.

Excel Life

Electronic mechanisms

EM883WE

EM800SLAVEWE

EM400A2PBL

Electronic push-button switch mechanisms 230/240V a.c.

Pilot LED can be programmed to be Blue or Red
See p.234 for wiring diagrams

Electronic push-button 5A fluoro rated 500VA

Pack	Cat No.	
10	EM883WE	White
10	EM883UG	Urban Grey
10	EM883BL	Black
10	EM883MW	Matt White
10	EM883MB	Matt Black

Secondary control push-button

Pack	Cat No.	
10	EM800SLAVEWE	White
10	EM800SLAVEUG	Urban Grey
10	EM800SLAVEBL	Black
10	EM800SLAVEMW	Matt White
10	EM800SLAVEMB	Matt Black

Push-button dimmer mechanisms 230/240V a.c.

Pilot LED can be programmed to be Blue or Red.
See p.234 for wiring diagrams

Electronic push-button 350VA all-load

Pack	Cat No.	
10	EM400A2PWE	White
10	EM400A2PUG	Urban Grey
10	EM400A2PBL	Black
10	EM400A2PMW	Matt White
10	EM400A2PMB	Matt Black

Electronic push-button 350VA all-load (neutral required)

Pack	Cat No.	
10	EM400A3PWE	White
10	EM400A3PUG	Urban Grey
10	EM400A3PBL	Black
10	EM400A3PMW	Matt White
10	EM400A3PMB	Matt Black

Fan controller mechanisms 230/240V a.c.

3 speed, 100VA mechanism

Pack	Cat No.	
10	EM3FCWE	White
10	EM3FCUG	Urban Grey
10	EM3FCBL	Black

Spare fan controller knobs (pkt of 5)

Pack	Cat No.	
5	EAFANKNOBWE	White
5	EAFANKNOBUG	Urban Grey
5	EAFANKNOBBL	Black

Rotary dimmer mechanisms 230/240V a.c.

New easy grip lower profile knob. Automatically dims if dimmer is overloaded or insufficiently derated

250VA Trailing edge

Pack	Cat No.	
10	EM250TRWE	White
10	EM250TRUG	Urban Grey

400VA Trailing edge

Pack	Cat No.	
10	EM400TRWE	White
10	EM400TRUG	Urban Grey
10	EM400TRBL	Black

700VA Trailing edge

Pack	Cat No.	
10	EM700TRWE	White
10	EM700TRUG	Urban Grey

2000VA leading-edge remote dimmer

Pack	Cat No.	
10	EM2000ERC	White

Spare dimmer knobs (pkt of 5)

Pack	Cat No.	
5	EADIMKNOBWE	White
5	EADIMKNOBUG	Urban Grey
5	EADIMKNOBBL	Black

See p. 308 for
HPM ceiling fan range

Excel Life

Electronic mechanisms

EM803PIRWE

EM803SURGEWE

EM770LEDWE

EMPAPS1WE

Pack	Cat No.	
		PIR movement sensor mechanisms 230/240V a.c.
		Can be programmed from 5 sec to 30min and 1 to 2,000 lux
		Automatic 3 wire 5A
10	EM803PIRWE	○ White
10	EM803PIRUG	● Urban Grey
10	EM803PIRBL	● Black
		Manual Override 3 wire 5A
10	EM803PIRSWE	○ White
10	EM803PIRSUG	● Urban Grey
10	EM803PIRSBL	● Black
		Programmable time delay switch mechanisms 230/240V a.c.
		2 wire all load 400VA
		Can be programmed from 1-10 minutes in steps of 1 minute
10	EM802TDWE	○ White
10	EM802TDUG	● Urban Grey
		3 wire all load 500VA
		Can be programmed from 1-60 minutes in steps of 5 minutes
10	EM803TDWE	○ White
10	EM803TDUG	● Urban Grey
		Surge protection switch mechanism 230/240V a.c., 500J
10	EM803SURGEWE	○ White
10	EM803SURGEUG	● Urban Grey
		Extra low-voltage 12V d.c. push-button mechanisms
		With LED indicator
10	EMELVNWE	○ White
10	EMELVNUG	● Urban Grey
		Without LED indicator
10	EMELVWE	○ White
10	EMELVUG	● Urban Grey

Pack	Cat No.	
		Illumination switch mechanisms 230/240V a.c.
		EM770 illumination blue LED kit
10	EM770LEDWE	○ White
10	EM770LEDUG	● Urban Grey
10	EM770LEDBL	● Black
		White LED and coloured lenses kit
10	EM803LEDWE	○ White
10	EM803LEDUG	● Urban Grey
		Power available and 1 gang power supplied indicator kit
10	EMPAPS1WE	○ White
10	EMPAPS1UG	● Urban Grey
		Power available and 2 gang power supplied indicator kit
10	EMPAPS2WE	○ White
10	EMPAPS2UG	● Urban Grey
		Power available indicator kit (Amber)
10	EMPAWE	○ White
10	EMPAUG	● Urban Grey
		Power supplied to 1 outlet indicator kit (Red)
10	EMPS1WE	○ White
10	EMPS1UG	● Urban Grey
		Power supplied to 2 outlets indicator kit
10	EMPS2WE	○ White
10	EMPS2UG	● Urban Grey

Whilst most items are stock lines some products are made to order.
Legrand and HPM Wiring Devices should be cleaned with a damp cloth only. Do not use chemicals or detergents.

Excel Life

RJ11 CAT 3 voice sockets and RJ45 CAT 5E sockets

RJ45 CAT 6 data sockets and Keystone adapters

EMRJ11C3WE

EMRJ11C3BL

EMRJ45C5EBU

EMRJ45C5EGR

EMRJ45C6RD

EMRJ45C6YE

EMKEYSTONEAWE

EMKEYSTONEBWE

RJ11 voice sockets

Additional slot available for looping.
Compatible with both Krone and IDC termination tools

Pack	Cat No.	
10	EMRJ11C3WE	White
10	EMRJ11C3BL	Black
10	EMRJ11C3BU	Blue
10	EMRJ11C3GR	Green
10	EMRJ11C3RD	Red
10	EMRJ11C3YE	Yellow

RJ45 data sockets

Compatible with both Krone and IDC termination tools

Pack	Cat No.	
10	EMRJ45C5EWE	White
10	EMRJ45C5EBL	Black
10	EMRJ45C5EBU	Blue
10	EMRJ45C5EGR	Green
10	EMRJ45C5ERD	Red
10	EMRJ45C5EYE	Yellow

RJ45 data sockets

Compatible with both Krone and IDC termination tools

Pack	Cat No.	
10	EMRJ45C6WE	White
10	EMRJ45C6BL	Black
10	EMRJ45C6BU	Blue
10	EMRJ45C6GR	Green
10	EMRJ45C6RD	Red
10	EMRJ45C6YE	Yellow

RJ45 data sockets Cat. 6A

Compatible with both Krone and IDC termination tools

Pack	Cat No.	
10	EMRJ45C6AWE	White
10	EMRJ45C6ABL	Black

Keystone adapters

Suits Clipsal, Leviton, Hubbell, Siemon and Krone keystone jacks

Pack	Cat No.	
10	EMKEYSTONEAWE	White
10	EMKEYSTONEAUG	Urban Grey
10	EMKEYSTONEABL	Black

Suits Panduit keystone jacks

Pack	Cat No.	
10	EMKEYSTONEBWE	White
10	EMKEYSTONEBUG	Urban Grey

Suits Systimax keystone jacks

Pack	Cat No.	
10	EMKEYSTONECWE	White
10	EMKEYSTONECUG	Urban Grey

Suits Tyco/AMP keystone jacks

Pack	Cat No.	
10	EMKEYSTONEDWE	White
10	EMKEYSTONEDUG	Urban Grey

Suits Molex keystone jacks

Pack	Cat No.	
10	EMKEYSTONEEWE	White
10	EMKEYSTONEEUG	Urban Grey

Suits Legrand LCS² tooless jacks

Pack	Cat No.	
10	EMKEYSTONELWE	White
10	EMKEYSTONELUG	Urban Grey
10	EMKEYSTONELBL	Black

Energy Saving products

Whilst most items are stock lines some products are made to order.
Legrand and HPM Wiring Devices should be cleaned with a damp cloth only. Do not use chemicals or detergents.

Excel Life

Audio and video sockets and devices

EMFFFOXWE

EMSPWE

EMRCARDWE

USB chargers

EMUSBN2ACWE

Pack	Cat No.	Audio and video mechanisms
		HDMI 2.0 outlet
		Female-to-female straight connector
10	EMHDMIWE	○ White
		Video sockets F to F TV outlet
		75 ohm 3.0GHz (Foxtel approved) F30583
10	EMFFFOXWE	○ White
10	EMFFFOXUG	● Urban Grey
10	EMFFFOXBL	● Black
		Video sockets PAL to F TV outlet – White
10	EMPFWE	○ White
10	EMPFUG	● Urban Grey
10	EMPFBL	● Black
		PAL to saddle TV outlet – White
10	EMSPWE	○ White
10	EMSPUG	● Urban Grey
10	EMSPBL	● Black
		RCA sockets RCA to RCA outlet – Red
10	EMRCARDWE	○ White
10	EMRCARDUG	● Urban Grey
		RCA sockets RCA to RCA outlet – White
10	EMRCAWEWE	○ White
10	EMRCAWEUG	● Urban Grey
		RCA sockets RCA to RCA outlet – Yellow
10	EMRCAYELWE	○ White
10	EMRCAYELUG	● Urban Grey
		Audio 'Banana' outlet Ø 4mm – Black Marking
10	EM800BPBLWE	○ White
10	EM800BPBLUG	● Urban Grey
		Audio 'Banana' outlet Ø 4mm – Red Marking
10	EM800BPRDWE	○ White
10	EM800BPRDUG	● Urban Grey
		HDMI and USB extensions
		Used with ECFRAME or EC910GPLWE, or Panel Mount Adaptors. Insert dimension 25 x 57mm
		USB insert with extension lead 150mm
12	EM910USBWE	○ White
12	EM910USBBL	● Black
		HDMI insert with extension lead 150mm
12	EM910HDMIWE	○ White
12	EM910HDMIBL	● Black

Pack	Cat No.	USB charger mechanisms 230/240V a.c.
		Dual USB Charger Mechanism 3A Type A+C
12	EMUSBN2ACWE	○ White
12	EMUSBN2ACBL	● Urban Grey
12	EMUSBN2ACUG	● Black
		Dual USB Charger Mechanism 3A Type C
1	EMUSBN2CWE	○ White
1	EMUSBN2CUG	● Urban Grey
1	EMUSBN2CBL	● Black
		USB charger mechanism, Type C, 60W (single port)
1	EMUSB1CWE	○ White
1	EMUSB1CUG	● Urban Grey
1	EMUSB1CBL	● Black

Whilst most items are stock lines some products are made to order.
Legrand and HPM Wiring Devices should be cleaned with a damp cloth only. Do not use chemicals or detergents.

Excel Life

Grids and coverplates

ED770/2GPLBL

ED770/4GPLWE

ED770/6GPLWE

Dedicated Plate Series grids and coverplates only

Pack	Cat No.	
		Blank
10	ED770/0GPLWE	White
10	ED770/0GPLUG	Urban Grey
10	ED770/0GPLBL	Black
		1 Gang
10	ED770/1GPLWE	White
10	ED770/1GPLUG	Urban Grey
10	ED770/1GPLBL	Black
10	ED770/1GPLMW	Matt White
10	ED770/1GPLMB	Matt Black
		2 Gang
10	ED770/2GPLWE	White
10	ED770/2GPLUG	Urban Grey
10	ED770/2GPLBL	Black
10	ED770/2GPLMW	Matt White
10	ED770/2GPLMB	Matt Black
		3 Gang
10	ED770/3GPLWE	White
10	ED770/3GPLUG	Urban Grey
10	ED770/3GPLBL	Black
10	ED770/3GPLMW	Matt White
10	ED770/3GPLMB	Matt Black
		4 Gang
10	ED770/4GPLWE	White
10	ED770/4GPLUG	Urban Grey
10	ED770/4GPLBL	Black
10	ED770/4GPLMW	Matt White
10	ED770/4GPLMB	Matt Black
		5 Gang
10	ED770/5GPLWE	White
10	ED770/5GPLUG	Urban Grey
10	ED770/5GPLBL	Black
10	ED770/5GPLMW	Matt White
10	ED770/5GPLMB	Matt Black
		6 Gang
10	ED770/6GPLWE	White
10	ED770/6GPLUG	Urban Grey
10	ED770/6GPLBL	Black
10	ED770/6GPLMW	Matt White
10	ED770/6GPLMB	Matt Black

Architrave Dedicated Plate Series grids and coverplates only

Pack	Cat No.	
		1 Gang
10	EDA770/1GPLWE	White
10	EDA770/1GPLUG	Urban Grey
10	EDA770/1GPLBL	Black
		2 Gang
10	EDA770/2GPLWE	White
10	EDA770/2GPLUG	Urban Grey
10	EDA770/2GPLBL	Black
		3 Gang
10	EDA770/3GPLWE	White
10	EDA770/3GPLUG	Urban Grey
10	EDA770/3GPLBL	Black
		4 Gang
10	EDA770/4GPLWE	White - 4 gang
10	EDA770/4GPLUG	Urban Grey - 4 gang
10	EDA770/4GPLBL	Black - 4 gang

Dedicated Plate Series module grid and coverplate only

2 module grid and coverplate only

Suits 2 module insert 45x45mm

Pack	Cat No.	
10	ED920GPLWE	White
10	ED920GPLBL	Black

Hospitality 230/240V a.c.

Dedicated Plate Series mechanical keycard 85mmx54mm switch white 4 x 20A

Pack	Cat No.	
10	ED20A/4KTWE	White
10	ED20A/4KTUG	Urban Grey
10	ED20A/4KTBL	Black

Dedicated Plate Series electronic key fob switch with 30 second time delay

Pack	Cat No.	
10	EDKFSWE	White

Common and Dedicated Plate Series shaver outlet 230/240V a.c., 22VA

Pack	Cat No.	
2	ED798BL	Black

Whilst most items are stock lines some products are made to order.
Legrand and HPM Wiring Devices should be cleaned with a damp cloth only. Do not use chemicals or detergents.

Excel Life

Coverplates

EDCWPLWE

ED920PLWE

ED787PLMS

ED777PLWE

ED770/4PLBL

Dedicated Switches – Coverplate Only

Finish				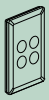				
White	ED770/1PLWE	ED770/2PLWE	ED770/3PLWE	ED770/4PLWE	ED770/5PLWE	ED770/6PLWE	ED920PLWE	EDCWPLWE
Urban Grey	ED770/1PLUG	ED770/2PLUG	ED770/3PLUG	ED770/4PLUG	ED770/5PLUG	ED770/6PLUG	ED920PLUG	EDCWPLUG
Black	ED770/1PLBL	ED770/2PLBL	ED770/3PLBL	ED770/4PLBL	ED770/5PLBL	ED770/6PLBL	ED920PLBL	EDCWPLBL
Matt Silver	ED770/1PLMS	ED770/2PLMS	ED770/3PLMS	ED770/4PLMS	ED770/5PLMS	ED770/6PLMS	ED920PLMS	EDCWPLMS

Dedicated Powerpoints – Coverplate Only

Finish							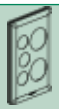	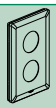
White	ED787PLWE	ED777PLWE	ED777XPLWE	ED777APLWE	EDV787PLWE	EDV777PLWE	EDV777XPLWE	EDV777APLWE
Urban Grey	ED787PLUG	ED777PLUG	ED777XPLUG		EDV787PLUG	EDV777PLUG	EDV777XPLUG	EDV777APLUG
Black	ED787PLBL	ED777PLBL	ED777XPLBL		EDV787PLBL	EDV777PLBL	EDV777XPLBL	
Matt Silver	ED787PLMS	ED777PLMS	ED777XPLMS		EDV787PLMS	EDV777PLMS	EDV777XPLMS	

Whilst most items are stock lines some products are made to order.
Legrand and HPM Wiring Devices should be cleaned with a damp cloth only. Do not use chemicals or detergents.

Excel Life

Light switches - common plate series

EC770/1WE

EC770/3WE

Pack	Cat No.	Common plate vertical switches 230/240V a.c.
		Rocker mechanism SPDT 16A fluoro rated 16AX
		1 Gang
10	EC770/1WE	○ White
		2 Gang
10	EC770/2WE	○ White
		3 Gang
10	EC770/3WE	○ White
		4 Gang
10	EC770/4WE	○ White
		5 Gang
10	EC770/5WE	○ White
		6 Gang
10	EC770/6WE	○ White
		Rocker mechanism 40A
		1 Gang
10	EC770/40WE	○ White
		Rocker mechanism double pole 40A
		1 Gang
10	EC770/40DPWE	○ White
		Rocker mechanism double pole engraved 'COOKTOP' 40A
		1 Gang
10	EC770/40DPCTPWE	○ White

Light switches - common plate series IP66

EC770/1HIPWE

EC770/2HIPWE

Pack	Cat No.	Common plate vertical switches IP66 230/240V a.c.
		Rocker mechanism SPDT 16A fluoro rated 16AX
		1 Gang
5	EC770/1IPWE	○ White
		2 Gang
5	EC770/2IPWE	○ White

Pack	Cat No.	Common plate horizontal switches IP66 230/240V a.c.
		Rocker mechanism SPDT 16A fluoro rated 16AX
		1 Gang
5	EC770/1HIPWE	○ White
		2 Gang
5	EC770/2HIPWE	○ White

Excel Life

Powerpoints – common plate series

EC777WE

EC777/15WE

EC777/15XWE

ECV777WE

ECV777AWE

Pack	Cat No.	Common plate horizontal double powerpoints 230/240V a.c. Internal safety shutters in all powerpoints
10	EC777WE	**Double powerpoint 10A** ○ White
10	EC777XWE	**Double powerpoint with extra function hole 10A** ○ White
10	EC777AWE	**Double autoswitch powerpoint 10A** ○ White
10	EC777DPWE	**Double powerpoint double pole 10A** ○ White
10	EC777RWE	**Double round-earth powerpoint 10A** ○ White
10	EC777/15WE	**Double powerpoint 15A** ○ White
10	EC777/15DPWE	**Double powerpoint double pole 15A** ○ White
10	EC777/15XWE	**Double powerpoint with extra function hole 15A** ○ White
		Common plate horizontal USB powerpoints 230/240V a.c. Internal safety shutters on all powerpoints
10	EC777USB2IWE	**Double powerpoint 10A, with integrated USB charger 2.4A Type A** ○ White
10	EC777USB2IACWE	**Double Powerpoint 10A, with integrated USB charger 2.4A Type A+C** ○ White

Pack	Cat No.	Common plate vertical double powerpoints 230/240V a.c. Internal safety shutters in all powerpoints
10	ECV777WE	**Vertical double powerpoint 10A** ○ White
10	ECV777XWE	**Vertical double powerpoint with extra function hole 10A** ○ White
10	ECV777AWE	**Vertical double autoswitch powerpoint 10A** ○ White

Whilst most items are stock lines some products are made to order.
Legrand and HPM Wiring Devices should be cleaned with a damp cloth only. Do not use chemicals or detergents.

Excel Life

Powerpoints – common plate series

EC787WE

EC787/2XWE

ES777WE

ECV787WE

ECV787/2XWE

Pack	Cat No.	Common plate horizontal single powerpoints 230/240V a.c. Internal safety shutters in all powerpoints
10	EC787WE	**Single powerpoint 10A** ○ White
10	EC787XWE	**Single powerpoint with extra function hole 10A** ○ White
10	EC787/2XWE	**Single powerpoint with 2 extra function holes 10A** ○ White
10	EC787AWE	**Single autoswitch powerpoint 10A** ○ White
10	EC787ARWE	**Single autoswitch round-earth powerpoint 10A** ○ White
10	EC787DPWE	**Single double pole powerpoint 10A** ○ White
10	EC787RWE	**Single round-earth powerpoint 10A** ○ White
10	EC787/15WE	**Single powerpoint 15A** ○ White
10	EC787/15XWE	**Single powerpoint with extra function hole 15A** ○ White
10	EC787A/15WE	**Single autoswitch powerpoint 15A** ○ White
10	EC787/15DPWE	**Single double pole powerpoint 15A** ○ White
10	EC787/20WE	**Single powerpoint 20A** ○ White

Pack	Cat No.	Common plate horizontal single powerpoints 230/240V a.c. Internal safety shutters in all powerpoints
10	EC787/25WE	**Single powerpoint 25A** ○ White
10	EC787U/32WE	**Single powerpoint 32A unswitched** ○ White
		Secure plate horizontal powerpoints 230/240V a.c. Internal safety shutters in all powerpoints
10	ES777WE	**Double powerpoint 10A** ○ White
10	ES787WE	**Single powerpoint 10A** ○ White
		Common plate vertical single powerpoints 230/240V a.c. Internal safety shutters in all powerpoints
10	ECV787WE	**Vertical single powerpoint 10A** ○ White
10	ECV787XWE	**Vertical single powerpoint with extra function hole 10A** ○ White
10	ECV787/2XWE	**Vertical single powerpoint with 2 extra function hole 10A** ○ White
10	ECV787RWE	**Vertical single round-earth powerpoint 10A** ○ White
10	ECV787ARWE	**Vertical single autoswitch round-earth powerpoint 10A** ○ White
10	ECV787/15WE	**Vertical single powerpoint 15A** ○ White
10	ECV787A/15WE	**Vertical single autoswitch powerpoint 15A** ○ White

Whilst most items are stock lines some products are made to order.
Legrand and HPM Wiring Devices should be cleaned with a damp cloth only. Do not use chemicals or detergents.

Excel Life

Cable management, circuit identification and accessories

EMCCWE

EM910RPWE

ECFRAME

Pack	Cat No.	Cable management
		Cord clamp
10	EMCCWE	○ White
10	EMCCUG	● Urban Grey
		Plug and cable retainer module 25x57mm
10	EM910RPWE	○ White
		Circuit identification
		Blank insert with clear cap used for circuit identification
10	EMCLIDWE	○ White
10	EMCLIDUG	● Urban Grey
10	EMCLIDBL	● Black
		Accessories
		Support frame
		Accepts: 3 x 25x57mm inserts or 1 x 50x57mm & 1 x 25x57mm inserts
10	ECFRAME	○ White
		Transparent paint and damage protection shell
50	EAPP	○ White
		Insulation shroud
1	EA751	○ White
		Public Works Department mechanism retention kit
		1-4 Gang
1	EAPWDSCREW	○ White
		5 Gang
10	EAPWD5GKIT	○ White
		6 Gang
10	EAPWD6GKIT	○ White
		Circuit identification labels
		To be used with EMCLIDWE/UG/BL 10 sheets, 96 labels per sheet To fill in labels, use online tool : labels.legrand.com.au
10	EACIDLABELWE	○ White
10	EACIDLABELBU	● Blue
10	EACIDLABELRED	● Red
10	EACIDLABELYE	● Yellow

Panel mount adaptors, inserts and mounting blocks

EA751

140WE

Pack	Cat No.	Panel mount adaptors
		Suitable for panel thickness of 0.7mm to 3mm 1 Module accepts 1 x 25x57mm inserts 2 Module accepts 50x57mm or 2 x 25x57mm inserts
		1 module
120	EA910PMAWE	○ White
		2 module
120	EA920PMAWE	○ White
		Support frame inserts
		One module inserts for custom made applications. Insert dimension 25 x 57mm
		Blank insert - 1 module
10	EA910/0WE	○ White
10	EA910/0UG	● Urban Grey
10	EA910/0BL	● Black
		1 gang insert - 1 module
10	EA910/1WE	○ White
10	EA910/1UG	● Urban Grey
10	EA910/1BL	● Black
		2 gang insert - 1 module
10	EA910/2WE	○ White
10	EA910/2UG	● Urban Grey
10	EA910/2BL	● Black
		Mounting blocks
		Surface mounting block
		37mm deep, suits powerpoints, switches and electronic mechanisms
10	140WE	○ White
10	EA140UG	● Urban Grey
10	140BL	● Black
		Deep mounting block and coverplate Common Plate Series only
10	ECCWGPLWE	○ White

Whilst most items are stock lines some products are made to order.
Legrand and HPM Wiring Devices should be cleaned with a damp cloth only. Do not use chemicals or detergents.

Excel Life

Installation brackets

EA143/3H



EA503/2W

Pack	Cat No.	Mounting brackets
		84mm spacing centres
		Stud Bracket
10	143	Horizontal stud bracket
10	143/2	Horizontal stud bracket with nails
10	143/2V	Vertical stud bracket with nails
10	143U	Universal horizontal or vertical stud bracket with nails
10	EA143/2W	2 gang horizontal stud bracket
10	EA143/3W	3 gang horizontal stud bracket
10	EA143/2H	2 gang vertical stud bracket
10	EA143/3H	3 gang vertical stud bracket
10	EA143/4H	4 gang vertical stud bracket
		Render Bracket
20	954	1 gang render bracket
10	EA503/2W	2 gang horizontal render bracket
10	EA503/3W	3 gang horizontal render bracket
10	EA503/2H	2 gang vertical render bracket
10	EA503/3H	3 gang vertical render bracket
10	EA503/4H	4 gang vertical render bracket

Installation brackets and wall boxes

712

429R

Pack	Cat No.	Mounting brackets
		84mm spacing centres
		Plaster Bracket
50	711	Plaster 6.5mm board bracket
50	712	Plaster 10mm board bracket
		Wall Boxes
		Standard wall boxes
100	YF4N	Flush Box Universal white, retained metal nuts
		Plastic wall box
10	429R	Recessed wall box with sliding nuts, retention clips and protective cover
		Fire and acoustic wall box
1	435	Cable entry top and rear. Fastening arms allow for 10mm to 32mm thick plaster/cement boards. 2hr and 3hr fire rated. Weighted sound reduction index (Rw) 62

Excel Life

Coverplates

EC770/0GPLWE

EC770/2GPLWE

ECCWGPLWE

ECCW4HPLWE

Pack	Cat No.	Dedicated Plate Series module grid and coverplate only
		2 module grid and coverplate only
		Suits 2 module insert 45x45mm
10	ED920GPLWE	○ White
10	ED920GPLBL	● Black
		Common Plate Series grids and coverplates only
		Blank
10	EC770/0GPLWE	○ White
		1 Gang
10	EC770/1GPLWE	○ White
		2 Gang
10	EC770/2GPLWE	○ White
		3 Gang
10	EC770/3GPLWE	○ White
		4 Gang
10	EC770/4GPLWE	○ White
		5 Gang
10	EC770/5GPLWE	○ White
		6 Gang
10	EC770/6GPLWE	○ White
		Common Plate Series deep mounting block and coverplate only
10	ECCWGPLWE	○ White
		Common Plate Series module grids and coverplates only
		1 module grid and coverplate only
		Suits 1 module insert 25x57mm
10	EC910GPLWE	○ White
		2 module grid and coverplate only
		Suits 2 module insert 45x45mm
		6 Gang
10	EC920GPLWE	○ White

Pack	Cat No.	Common Plate Series – Coverplate Only
		1 Gang coverplate
10	ECCWPLWE	○ White
		2 gang coverplate- horizontal
10	ECCW2WPLWE	○ White
		3 gang coverplate- horizontal
10	ECCW3WPLWE	○ White
		2 gang coverplate- vertical
10	ECCW2HPLWE	○ White
		3 gang coverplate- vertical
10	ECCW3HPLWE	○ White
		4 gang coverplate- vertical
10	ECCW4HPLWE	○ White

Whilst most items are stock lines some products are made to order.
Legrand and HPM Wiring Devices should be cleaned with a damp cloth only. Do not use chemicals or detergents.

Excel Life

Secure series

ES777WE

ES770/5GPLWE

Pack	Cat No.	Horizontal powerpoints 230/240V a.c.
		Internal safety shutters in all powerpoints
10	ES777WE	**Double powerpoint 10A** ○ White
10	ES787WE	**Single powerpoint 10A** ○ White
		Fan controllers with Time-delay
		Fan speed controller 650VA with auto-switch OFF time delay
10	ES650TD2WE	**2Hr time delay** **Blank** ○ White
10	ES650TD3WE	**3Hr time delay** **1 Gang** ○ White
10	ES770NVWE	**No-volt switch** ○ White

Pack	Cat No.	Secure series grids and coverplates only
10	ES770/0GPLWE	**Blank** ○ White
10	ES770/1GPLWE	**1 Gang** ○ White
10	ES770/2GPLWE	**2 Gang** ○ White
10	ES770/3GPLWE	**3 Gang** ○ White
10	ES770/4GPLWE	**4 Gang** ○ White
10	ES770/5GPLWE	**5 Gang** ○ White
10	ES770/6GPLWE	**6 Gang** ○ White
		Coverplate only
10	ESCWPLWE	**Blank** ○ White

Excel Life Medical

Switches

EC770/1CAWE

EC770/4CAWE

EC770/2HCAWE

Pack	Cat No.	Common plate switch 16AX 230/240V a.c.
		Standard rocker switch mechanisms, 16AX fluoro rated, chemical resistant and antimicrobial
		Vertical Switch Plates 16AX
		1 Gang
10	EC770/1CAWE	○ White
		2 Gang
10	EC770/2CAWE	○ White
		3 Gang
10	EC770/3CAWE	○ White
		4 Gang
10	EC770/4CAWE	○ White
		Horizontal Switch Plates 16AX
		1 Gang
10	EC770/1HCAWE	○ White
		2 Gang
10	EC770/2HCAWE	○ White
		3 Gang
10	EC770/3HCAWE	○ White
		4 Gang
10	EC770/4HCAWE	○ White
		No Touch Switch, 4A
		1 Gang
6	EC914WE	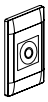 ○ White

In medical applications socket-outlets colour coding requirements are as follows:

○	Normal Supply – White (WE)
●	Essential Supply – Red (RED)
●	Uninterruptible Supply (UPS) – Dark blue (BU)
●	Cleaners Sockets – Beige (BE)

Excel Life Medical

Grids & plates and switch mechanisms

EC770/1GPLCAWE

EC770/2GPLCAWE

EC770/3GPLCAWE

EC770/4GPLCAWE

Pack	Cat No.	Common plate grid and plates
		Chemical resistant and antimicrobial
		Grid and coverplate only
		Blank
10	EC770/0GPLCAWE	○ White
		1 Gang
10	EC770/1GPLCAWE	○ White
		2 Gang
10	EC770/2GPLCAWE	○ White
		3 Gang
10	EC770/3GPLCAWE	○ White
		4 Gang
10	EC770/4GPLCAWE	○ White
		5 Gang
10	EC770/5GPLCAWE	○ White
		6 Gang
10	EC770/6GPLCAWE	○ White

		Switch mechanisms 16AX 230/240V a.c.
		Single pole double throw chemical resistant and antimicrobial
10	EM770CAWE	○ White
10	EM770CARED	● Red

Catalogue Number Decoder

EC777NIDCAWE

- Colour: WE: White, RD: RED, BU: Blue, BE: Beige
- CA: Chemical Resistant – Antimicrobial
- ID: Circuit Identification
- N: NEON/LED – Power available indicator
- Excel Life – Product Type

Whilst most items are stock lines some products are made to order.
Legrand and HPM Wiring Devices should be cleaned with a damp cloth only. Do not use chemicals or detergents.

Excel Life Medical

Powerpoints

EC777NCAWE

EC777NIDCABU

EC787NCAWE

Pack	Cat No.	Common plate powerpoint 10A 230/240V a.c.
		Internal safety shutters, chemical resistant and antimicrobial with power available LED engraved 'RCD Protected'
		Single powerpoint
10	EC787NCAWE	○ White
10	EC787NCABU	● Blue
10	EC787NCARD	● Red
		Single powerpoint with circuit ID
10	EC787NIDCAWE	○ White
10	EC787NIDCABU	● Blue
10	EC787NIDCARD	● Red
		Double powerpoint
10	EC777NCAWE	○ White
10	EC777NCABU	● Blue
10	EC777NCARD	● Red
		Double powerpoint with circuit ID
10	EC777NIDCAWE	○ White
10	EC777NIDCABU	● Blue
10	EC777NIDCARD	● Red

Excel Life Medical

Vertical powerpoints

ECV777NCAWE

ECV787NCAWE

ECV787NCARD

Pack	Cat No.	Common plate vertical powerpoints 10A 230/240V a.c.
		Internal safety shutters, chemical resistant and antimicrobial with power available LED engraved 'RCD Protected'
		Single vertical powerpoint
10	ECV787CAWE	○ White
10	ECV787NCAWE	○ White - with neon indicator
10	ECV787CABU	● Blue
10	ECV787NCABU	● Blue - with neon indicator
10	ECV787CARD	● Red
10	ECV787NCARD	● Red - with neon indicator
		Single vertical powerpoint with circuit ID
10	ECV787NIDCAWE	○ White
10	ECV787NIDCABU	● Blue
10	ECV787NIDCARD	● Red
		Double vertical powerpoint
10	ECV777NCAWE	○ White
10	ECV777NCABU	● Blue
10	ECV777NCARD	● Red

Excel Life Medical

15A Powerpoints

EC787/15NCAWE

ECV787/15NCAWE

Pack	Cat No.	Common plate single powerpoints 15A 230/240V a.c.
		Internal safety shutters, chemical resistant and antimicrobial with power available LED engraved 'RCD Protected'
		Single powerpoint
10	EC787/15NCAWE	○ White
10	EC787/15NCABU	● Blue
10	EC787/15NCARD	● Red
		Single vertical powerpoint
10	ECV787/15NCAWE	○ White
10	ECV787/15NCABU	● Blue
10	ECV787/15NCARD	● Red

Excel Life Medical

'Cleaners' powerpoints

EC777CABE

EC787CABE

Pack	Cat No.	Common plate 'cleaners' powerpoints 10A 230/240V a.c.
		Internal safety shutters, chemical resistant and antimicrobial, engraved 'CLEANING PURPOSES ONLY
10	EC787CABE	**Single powerpoint 10A** ● Beige
10	EC787/15CABE	**Single powerpoint 15A** ● Beige
10	EC787IDCABE	**Single powerpoint with circuit ID** ● Beige
10	EC777CABE	**Double powerpoint** ● Beige
10	EC777IDCABE	**Double powerpoint with circuit ID** ● Beige
10	EC777EL10CABE	**10mA double electresafe RCD powerpoint** ● Beige
10	EC777EL10IDCABE	**10mA double electresafe RCD powerpoint with circuit ID** ● Beige

In medical applications socket-outlets colour coding requirements are as follows:

○	Normal Supply – White (WE)
●	Essential Supply – Red (RED)
●	Uninterruptible Supply (UPS) – Dark blue (BU)
●	Cleaners Sockets – Beige (BE)

Whilst most items are stock lines some products are made to order.
Legrand and HPM Wiring Devices should be cleaned with a damp cloth only. Do not use chemicals or detergents.

Excel Life Medical

Electresafe RCD powerpoints

EC777EL10CAWE

EC777EL10IDCAWE

Pack	Cat No.	Common plate electresafe RCD powerpoints 10A 230/240V a.c.
		Internal safety shutters, chemical resistant and antimicrobial with power available LED and power supplied LED
		10mA double electresafe RCD powerpoint
2	EC777EL10CAWE	○ White
2	EC777EL10CABU	● Blue
2	EC777EL10CARD	● Red
		10mA double electresafe RCD powerpoint with circuit ID
2	EC777EL10IDCAWE	○ White
2	EC777EL10IDCABU	● Blue
2	EC777EL10IDCARD	● Red
		30mA double electresafe RCD powerpoint
2	EC777EL30CAWE	○ White

Excel Life Medical

Powerpoints

EC777CAWE

EC777XCAWE

ECV777CAWE

Pack	Cat No.	Common plate Horizontal powerpoints 10A 230/240V a.c.
		Internal safety shutters, chemical resistant and antimicrobial, engraved 'RCD Protected'
		Single powerpoint
10	EC787CAWE	○ White
		Single powerpoint with extra function mechanism hole
10	EC787XCAWE	○ White
		Double powerpoint
10	EC777CAWE	○ White
10	EC777CABU	● Blue
10	EC777CARD	● Red
		Double powerpoint with extra function mechanism hole
10	EC777XCAWE	○ White
10	EC777XCABU	● Blue
10	EC777XCARD	● Red

		Common plate Vertical Powerpoints 10A 230/240V a.c.
		Internal safety shutters, chemical resistant and antimicrobial, engraved 'RCD Protected'
		Single Vertical powerpoint
10	ECV787CAWE	○ White
		Single Vertical powerpoint with extra function mechanism hole
10	ECV787XCAWE	○ White
		Double vertical powerpoint
10	ECV777CAWE	○ White
		Double vertical powerpoint with extra function mechanism hole
10	ECV777XCAWE	○ White

In medical applications socket-outlets colour coding requirements are as follows:

○	Normal Supply – White (WE)
●	Essential Supply – Red (RED)
●	Uninterruptible Supply (UPS) – Dark blue (BU)
●	Cleaners Sockets – Beige (BE)

Excel Life Medical

Electresafe RCD plates and RCD/UPS alarm

ECEL10N2IDCAWE

ECEL10HN2IDCAWE

ECBPASIGN

Pack	Cat No.	
		Common plate electresafe RCD vertical plate 20A 230/240V a.c. Chemical resistant and antimicrobial with power available LED **10mA electresafe RCD plate**
2	ECEL10N2CAWE	○ White
2	ECEL10N2CABU	● Blue
2	ECEL10N2CARD	● Red
		10mA electresafe RCD plate with circuit ID
2	ECEL10N2IDCAWE	○ White
2	ECEL10N2IDCABU	● Blue
2	ECEL10N2IDCARD	● Red
		Common plate electresafe RCD horizontal plate 20A 230/240V a.c. Chemical resistant and antimicrobial with power available LED **10mA electresafe RCD plate with circuit ID**
2	ECEL10HN2IDCAWE	○ White
2	ECEL10HN2IDCABU	● Blue
2	ECEL10HN2IDCARD	● Red
		Audio/Visual alarm for RCD Configurable RCD alarm with visual indicators and audible sound (mute button available)
2	ECVAVALWE	○ White
2	ECVAVALBU	● Blue
2	ECVAVALRD	● Red
		Audio/Visual alarm for UPS Configurable UPS alarm and monitor 12V d.c.
2	ECUPSALCABU	● Blue
2	ECUPSALCARD	● Red
		Area classification signs
2	ECCPASIGN	Cardiac protected area sign
2	ECBPASIGN	Body protected area sign

Excel Life Medical

Skirting lights, panel mount adapters and inserts and illumination kits

EC510WE

Pack	Cat No.	
		Skirting lights 230/240V a.c.
		Skirting lights Suitable for passage areas or installation with obstacles
1	EC510WE	Permanent skirting LED light, 0.2 or 1W max ○ White
		Skirting light with motion detector The LED lights are activated when the PIR sensor detects movement.
1	EC511WE	Skirting LED light with PIR sensor 1.3W max ○ White
		Panel mount adaptors and inserts Panel mount adaptors suitable for panel thickness of 0.7mm to 3mm 1 Module accepts 1 x 25x57mm inserts 2 Module accepts 50x57mm or 2 x 25x57mm inserts **Panel mount adaptors**
10	EA910PMAWE	○ White - 1 module
10	EA920PMAWE	○ White - 2 module
		Inserts - 1 module
10	EA910/0WE	○ White - blank
10	EA910/1WE	○ White - 1 gang
10	EA910/2WE	○ White - 2 gang
		Illumination kits 230/240V a.c.
10	EMPAPS2WE	Power available (Amber) and 2 power supplied (Red) indicators kit ○ White
10	EMPAWE	Power available indicator kit (Amber) ○ White
10	EMPS1WE	Power supplied to 1 outlet indicator kit (Red) ○ White
10	EMPS2WE	Power supplied to 2 outlets indicators kit (Red) ○ White

Whilst most items are stock lines some products are made to order.
Legrand and HPM Wiring Devices should be cleaned with a damp cloth only. Do not use chemicals or detergents.

Excel Life Medical

Coverplates and accessories

ECCW4HPLWE

EMCCWE

EM910RPWE

Pack	Cat No.	Common plate coverplates
		Coverplates chemical resistant and antimicrobial
		1 Gang
10	ECCWPLCAWE	○ White
		2 Gang
10	ECCW2HPLWE	○ White
		3 Gang
10	ECCW3HPLWE	○ White
10	ECCW3HPLBU	● Blue
10	ECCW3HPLRD	● Red
		4 Gang
10	ECCW4HPLWE	○ White
		2 Gang - Horizontal
10	ECCW2WPLWE	○ White
		3 Gang - Horizontal
10	ECCW3WPLWE	○ White

Pack	Cat No.	Accessories
10	EMCCWE	Cord retention clamp
10	EMCLIDWE	Blank insert with clear cap Used for circuit ID
10	EMIDWE	Blank module
10	EM910RPWE	Plug and cable retainer to be used in conjunction with EC910GPLWE or ECFRAME
		Circuit Identification labels 10 sheets (96 labels per sheet) To fill in labels, use online tool : labels.legrand.com.au
10	EACIDLABELWE	○ White
10	EACIDLABELBU	● Blue
10	EACIDLABELRED	● Red
10	EACIDLABELYE	● Yellow
		Plasterboard metal brackets for ECCW series plastic coverplates
10	ECCW2HBRKT	For ECCW2HPLWE plates
10	ECCW3HBRKT	For ECCW3HPLWE plates
10	ECCW4HBRKT	For ECCW4HPLWE plates

Excel Life Medical

Accessories and brackets


EA503/2W

EA143/3H

Pack	Cat No.	Accessories (continued)
		Plaster brackets – 84mm Fixing Centre
50	712	Plaster 10m board bracket
		Render brackets
20	954	1 Gang render-bracket
10	EA503/2W	2 gang horizontal render-bracket
10	EA503/3W	3 gang horizontal render-bracket
10	EA503/2H	2 gang vertical render-bracket
10	EA503/3H	3 gang vertical render-bracket
10	EA503/4H	4 gang vertical render-bracket
		Stud brackets
20	143	Stud bracket
20	143/2	Stud bracket horizontal w/nails
20	143/2V	Stud bracket vertical w/nails
10	143U	Stud bracket vertical or horizontal w/nails
10	EA143/2W	2 gang horizontal stud-bracket
10	EA143/3W	3 gang horizontal stud-bracket
10	EA143/2H	2 gang vertical stud-bracket
10	EA143/3H	3 gang vertical stud-bracket
10	EA143/4H	4 gang vertical stud-bracket

Excel Life Medical

Wall Boxes

EA751

Pack	Cat No.	Recessed wall boxes
		Modular system with adjustable height insert. Provided with earth wires. Boxes can be joined horizontally or vertically. To be equipped with coverplates. (See dimensions on page 246.)
		Steel wall boxes
1	EABOX170	1 Gang recessed 1 module box
1	EABOX270	2 Gang recessed 2 module box 70mm spacing
1	EABOX370	3 Gang recessed 3 module box 70mm spacing
1	EABOX470	4 Gang recessed 4 module box 70mm spacing
1	EABOX570	5 Gang recessed 5 module box 70mm spacing
1	EABOX2100	2 Gang recessed 3 module box 100mm spacing (gas only)
1	EABOX3100	3 Gang recessed 4 module box 100mm spacing (gas only)
		Standard wall box
10	429R	Recessed plastic wall box with sliding nuts, retention clips and protective cover size 97 x 60 x 45mm
10	EA751	Protective shroud for panel mount

Excel Life Medical

Equipotential devices and gas plates

EAEPNODE

EAEPJUNCTION

Pack	Cat No.	Equipotential devices
		Earth stud plates
1	ECEES/1GCAWE	1 Gang equipotential earth stud ○ White
1	ECEES/2GCAWE	2 Gang equipotential earth stud ○ White
		Equipotential boxes
1	EAEPNODE	Equipotential node kit supplied with stainless steel face plate and earth stud
1	EAEPJUNCTION	Equipotential junction kit supplied with stainless steel face plate
		Gas plates
		Chemical resistant and antimicrobial
1	ECGAS1GPLCAWE	Gas outlet plate ○ White
1	ECGAS2GPLCAWE	Gas outlet plate with scavenge ○ White

Whilst most items are stock lines some products are made to order.
Legrand and HPM Wiring Devices should be cleaned with a damp cloth only. Do not use chemicals or detergents.

Excel Life Medical

Stainless steel coverplates

EA3470PLSS

EA3470CPLSS

Stainless Steel coverplates

Stainless steel coverplates to suit recessed wall boxes.
Dimensions on page 246

For Medical Service Panels (MSPs)

Pack	Cat No.	
1	EA170PLSS	Stainless steel 1 gang coverplate 140mm x 190mm
1	EA270PLSS	Stainless steel 2 gang coverplate 70mm spacing 190mm x 190mm
1	EA370PLSS	Stainless steel 3 gang coverplate 70mm spacing 265mm x 190mm
1	EA470PLSS	Stainless steel 4 gang coverplate 70mm spacing 340mm x 190mm
1	EA570PLSS	Stainless steel 5 gang coverplate 415mm x190mm
1	EA2270PLSS	Stainless steel 2+2 gang coverplate 70mm spacing 340mm x 190mm
1	EA2370PLSS	Stainless steel 2+3 gang coverplate 70mm spacing 415mm x 190mm
1	EA3370PLSS	Stainless steel 3+3 gang coverplate 70mm spacing 490mm x 190mm
1	EA3470PLSS	Stainless steel 3+4 gang coverplate 70mm spacing 565mm x 190mm

For gas outlets

Pack	Cat No.	
1	EA2100PLSS	Stainless steel 2 gang gas coverplate 100mm spacing 265mm x 190mm
1	EA3100PLSS	Stainless steel 3 gang gas coverplate 100mm spacing 340mm x 190mm

Stainless Steel coverplates with curved edges

Stainless steel coverplates to suit recessed wall boxes.
Dimensions on page 246

For Medical Service Panels (MSPs)

Pack	Cat No.	
1	EA170CPLSS	Stainless steel 1 gang coverplate curved edges 140mm x190mm
1	EA270CPLSS	Stainless steel 2 gang coverplate curved edges 70mm spacing 188mm x188mm
1	EA370CPLSS	Stainless steel 3 gang coverplate curved edges 70mm spacing 263mm x188mm
1	EA470CPLSS	Stainless steel 4 gang coverplate curved edges 70mm spacing 338mm x188mm
1	EA570CPLSS	Stainless steel 5 gang coverplate 415mm x190mm
1	EA2270CPLSS	Stainless steel 2+2 gang coverplate curved edges 70mm spacing 340mm x190mm
1	EA2370CPLSS	Stainless steel 2+3 gang coverplate curved edges 70mm spacing 415mm x190mm
1	EA3370CPLSS	Stainless steel 3+3 gang coverplate curved edges 70mm spacing 490mm x190mm
1	EA3470CPLSS	Stainless steel 3+4 gang coverplate curved edges 70mm spacing 565mm x190mm

Excel

Switches

XL770/1WE

XL770/1BL

XL770/3BL

XLP770/4WEWE

XL770/5WE

XLP1036PWEWE

Pack	Cat.Nos	Vertical switches SPDT 10A 2 Way 230/240V a.c.
		1 Gang
160	XL770/1WE	○ White
160	XLP770/1WEWE	○ Gloss White
160	XL770/1BL	● Black
160	XLP770/1BLBL	● Gloss Black
160	XL770/1WEMS	White/matt silver
160	XL770/1BLMS	Black/matt silver
		2 Gang
160	XL770/2WE	○ White
160	XLP770/2WEWE	○ Gloss White
160	XL770/2BL	● Black
160	XLP770/2BLBL	● Gloss Black
		3 Gang
160	XL770/3WE	○ White
160	XLP770/3WEWE	○ Gloss White
160	XL770/3BL	● Black
160	XLP770/3BLBL	● Gloss Black
		4 Gang
160	XL770/4WE	○ White
160	XLP770/4WEWE	○ Gloss White
160	XL770/4BL	● Black
160	XLP770/4BLBL	● Gloss Black
		5 Gang
160	XL770/5WE	○ White
160	XLP770/5WEWE	○ Gloss White
160	XL770/5BL	● Black
160	XLP770/5BLBL	● Gloss Black
		6 Gang
160	XL770/6WE	○ White
160	XLP770/6WEWE	○ Gloss White
160	XL770/6BL	● Black
160	XLP770/6BLBL	● Gloss Black

Pack	Cat.Nos	Vertical switches SPDT 40A 230/240V a.c.
		Rocker mechanisms 40A
160	XL1036WE	○ White
160	XLP1036WEWE	○ Gloss White
160	XL1036BL	● Black
		Rocker mechanisms 40A Double Pole
160	XL1036PWE	○ White
160	XLP1036PWEWE	○ Gloss White
160	XL1036PBL	● Black
160	XLP1036PBLBL	● Gloss Black
		Rocker mechanisms 40A with neon
160	XL1036NWE	○ White
160	XLP1036NWEWE	○ Gloss White
		Rocker mechanisms 40A Double Pole with Neon
160	XL1036PNWE	○ White

		IP56 Vertical switches SPDT 10A 2 way
		1 Gang
200	XLW770V1WE	○ White
200	XLPW770V1WEWE	○ Gloss White
200	XLW770V1BL	● Black
		2 Gang
200	XLW770V2WE	○ White
200	XLPW770V2WEWE	○ Gloss White
200	XLW770V2BL	● Black

Whilst most items are stock lines some products are made to order.
Legrand and HPM Wiring Devices should be cleaned with a damp cloth only. Do not use chemicals or detergents.

Excel

Switches

XL400TBL

XL700TWE

XL2000ERCWE

Pack	Cat.Nos	Rotary dimmers Trailing edge 2 wire 230/240V a.c.	
		250VA	
108	XL250TWE	White	ECO
108	XLP250TWEWE	Gloss White	ECO
108	XL250TBL	Black	ECO
		400VA	
108	XL400TWE	White	ECO
108	XLP400TWEWE	Gloss White	ECO
108	XL400TBL	Black	ECO
		700VA	
108	XL700TWE	White	ECO
108	XLP700TWEWE	Gloss White	ECO
		1000VA	
108	XL1000TWE	White	ECO
108	XLP1000TWEWE	Gloss White	ECO
		Remote-controlled 1000VA	
108	XL1000ERCWE	White	ECO
108	XLP1000ERCWEWE	Gloss White	ECO
		Remote-controlled 2000VA	
108	XL2000ERCWE	White	ECO

		Rotary fan controllers 230/240V a.c.
		Rotary fan controllers 300VA
64	XL300FWE	White
64	XLP300FWEWE	Gloss White
64	XL300FBL	Black
		Rotary fan controllers 300VA with 1.5µF+2.5µF capacitors
64	XL475/2	White
64	XLP475/2WEWE	Gloss White
		Rotary fan controllers 650VA with 2Hour timer
64	XL650ETWE	White

Pack	Cat.Nos	Time-delay switches 230/240V a.c.
		Time delay switch 1/3/10mn 2 wire 600VA
1	XLTD770/1WE	White
		Time delay switch 1s-239Hr push start/ restart 2 Wire 2400VA
1	XLTX770/1AWE	White
		Time delay switch 1s-239Hr 3 Wire 2400VA NC contacts
1	XLTX770/1NCWE	White
		Time delay switch 1s-239Hr push start/ restart 3 Wire 2400VA
1	XLTX770/1WE	White
		Time delay switch 1s-239Hr push 2 Wire 2400VA
1	XLTX770/2AWE	White
		Time delay switch 1s-239Hr push start/ push stop 3 Wire 2400VA NC contacts
1	XLTX770/2NCWE	White
		Time delay switch 1s-239Hr push start/ push stop 3 Wire 2400VA
1	XLTX770/2WE	White
		Time delay switch repeat cycle 15s-24Hr 3 Wire 2400VA
1	XLTX770/3WE	White

ECO Energy Saving products

Whilst most items are stock lines some products are made to order.
Legrand and HPM Wiring Devices should be cleaned with a damp cloth only. Do not use chemicals or detergents.

Excel

Switches

XL770EL10N2WE

XL770/1HWE

XLP770/2HWEWE

XLA770/1WE

XLA770/2BL

Pack	Cat.Nos	Vertical switches
		RCD protected switches 10mA
100	XL770EL10WE	White
		RCD protected switches 10mA with 2 neons
100	XL770EL10N2WE	White
		RCD protected switch 30mA
100	XL770EL30WE	White

Pack	Cat.Nos	Horizontal switches SPDT 10A 2 way 230/240V a.c.
		1 Gang
160	XL770/1HWE	White
160	XLP770/1HWEWE	Gloss White
160	XL770/1HBE	Beige
		2 Gang
160	XL770/2HWE	White
160	XLP770/2HWEWE	Gloss White
160	XL770/2HBE	Beige
		3 Gang
160	XL770/3HWE	White
160	XLP770/3HWEWE	Gloss White
160	XL770/3HBE	Beige
		4 Gang
160	XL770/4HWE	White
160	XLP770/4HWE	Gloss White
		5 Gang
160	XL770/5HWE	White
160	XLP770/5HWEWE	Gloss White
		6 Gang
160	XL770/6HWE	White
160	XLP770/6HWEWE	Gloss White

Pack	Cat.Nos	IP56 Horizontal switches SPDT 10A 2 way 230/240V a.c.
		1 Gang
1	XLW770H1WE	White
1	XLPW770H1WEWE	Gloss White
1	XLW770H1BL	Black
		2 Gang
1	XLW770H2WE	White
1	XLW770H2BL	Black
1	XLPW770H2WEWE	Gloss White

		Architrave switches SPDT 10A 2 way 230/240V a.c.
		1 Gang
160	XLA770/1WE	White
160	XLA770/1BL	Black
		2 Gang
320	XLA770/2WE	White
160	XLA770/2BL	Black
		3 Gang
160	XLA770/3WE	White
160	XLA770/3BL	Black
		4 Gang
160	XLA770/4WE	White
160	XLA770/4BL	Black

Whilst most items are stock lines some products are made to order.
Legrand and HPM Wiring Devices should be cleaned with a damp cloth only. Do not use chemicals or detergents.

Excel

Switches

XLP927WEWE

XLP940WEWE

XLP915WEWE

XLP914WEWE

XLP919WEWE

Pack	Cat.Nos	Illuminated signs with neon
		White LEDs
1	XLP926WEWE	○ White - with neon
		Blue LEDs
1	XLP927WEWE	○ White - with neon
		Skirting lights
		Permanent light
1	XLP939WEWE	○ White
		With PIR motion sensor
1	XLP940WEWE	○ White
		With emergency light
1	XLP941WEWE	○ White
		Buzzers
		230/240V a.c.
1	XLP917WEWE	○ Gloss White
		12/24/48V a.c.
1	XLP918WEWE	○ Gloss White
		Emergency switches
		Mushroom-type
1	XLP915WEWE	○ Gloss White
		Movement sensor switches
		3 wire
1	XLP912WEWE	○ White
		No touch switch
1	XLP914WEWE	○ White
		Shutter switches
		For blinds with control box
1	XLP919WEWE	○ White
		For direct control of blinds (no control box)
1	XLP920WEWE	○ White

Excel

Switches

XL770KM1WE

XL770/1KLIOWE

XL770VCKT10

XL770VCKT10

D5MWE

D5MBL

Pack	Cat.Nos	Hospitality
		Keycard switches - 2 x20A 240V a.c. switches in card receptacle
1	XL770KM1WE	White
1	XL770KM2WE	White - with 10A independent switch
1	XL770KM3WE	White - with 10A independent switch and neon in receptacle
1	XL770KM7WE	White - neon in receptacle
1	XL770KM8WE	White - with 10A independent switch - top receptacle with neon
1	XL770KM9WE	White - with 10A independent neon switch - receptacle with neon
		Keylock switches 10A 240V a.c.
1	XL770/1KLIOWE	White - removable ON & OFF position
1	XLP770/1KLIOWEW	Gloss White - removable ON & OFF position
1	XL770/1KLOWE	White - removable OFF position
1	XLP770/1KLOWEWE	Gloss White - removable OFF position
		Keytag switches - 2 x20A 240V a.c. switches in card receptacle
1	XL770VCKT1	White Vertical - receptacle with neon
1	XL770VCKT3	White Vertical - with 10A independent switch - receptacle with neon
1	XL770VCKT7	White Vertical - receptacle at the top with neon
1	XL770VCKT8	White Vertical - with 10A independent switch - receptacle at the top with neon
1	XL770KT1WE	White - receptacle with neon
1	XL770KT2WE	White - with 10A independent switch
1	XL770KT3WE	White - with 10A independent switch - receptacle with neon
1	XL770KT7WE	White - receptacle at the top with neon
1	XL770KT8WE	White - with 10A independent switch - receptacle at the top with neon

Pack	Cat.Nos	Hospitality
		Keytag switches - 3 x20A 240V a.c. switches in card receptacle
1	XL770VCKT10	White Vertical - receptacle at the top
1	XL770VCKT12	White Vertical - with 10A independent switch - receptacle at the top with neon
1	XL770VCKT13	White Vertical - receptacle with neon
1	XL770VCKT15	White Vertical - receptacle at the top with neon
1	XL770VCKT4	White Vertical
1	XL770VCKT5	White Vertical - with 10A independent switch
1	XL770VCKT6	White Vertical - with 10A independent switch - receptacle with neon
1	XL770KT10WE	White - receptacle at the top
1	XL770KT11WE	White - with 10A independent switch - receptacle at the top
1	XL770KT12WE	White - with 10A independent switch - receptacle at the top with neon
1	XL770KT13WE	White - receptacle with neon
1	XL770KT15WE	White - receptacle at the top with neon
1	XL770KT4WE	White
1	XL770KT5WE	White - with 10A independent switch
		Keytag switches - 4 x20A 240V a.c. switches in card receptacle
1	XL770VCKT14	White Vertical
1	XL770VCKT16	White Vertical - receptacle at the top
1	XL770KT14WE	White
1	XL770KT16WE	White - receptacle at the top
		Cordline switches Double Pole 10A - for 3-core or figure-8 wiring
400	D5MWE	White
400	D5MBL	Black

Whilst most items are stock lines some products are made to order.
Legrand and HPM Wiring Devices should be cleaned with a damp cloth only. Do not use chemicals or detergents.

Excel

Powerpoints

XL787WE

XLP787XWEWE

XL787/2XWE

XL787IDWE

XL787/25BL

Pack	Cat.Nos	Horizontal powerpoints 230/240V a.c.
		Single powerpoints 10A
160	XL787WE	White
160	XLP787WEWE	Gloss White
160	XL787BL	Black
160	XLP787BLBL	Gloss Black
		Single powerpoints 10A with extra switch
160	XL787XWE	White
160	XLP787XWEWE	Gloss White
160	XL787XBL	Black
		Single powerpoints 10A with 2 extra switches
160	XL787/2XWE	White
160	XLP787/2XWEWE	Gloss White
160	XL787/2XBL	Black
		Single powerpoints 10A with safety shutters
160	XL787SWE	White
160	XLP787SWEWE	Gloss White
160	XL787SBL	Black
160	XLP787SBLBL	Gloss Black
		Single powerpoints 10A with safety shutters and neon
160	XL787NSWE	White
160	XL787NSBL	Black
		Single powerpoints 10A double pole
160	XL787PWE	White
		Single powerpoints 10A with extra switch no-volt
160	XL787XNVWE	White
		Single powerpoints 10A with circuit ID
160	XL787IDWE	White
		Single powerpoints 10A with clear circuit ID
160	XL787IDCLWE	White
160	XLP787IDCLWEWE	Gloss White
160	XL787IDCLBL	Black
		Single powerpoints 15A
160	XL787/15WE	White
160	XLP787/15WEWE	Gloss White
160	XL787/15BL	Black
		Single powerpoints 15A with extra switch
160	XL787X15WE	White

Pack	Cat.Nos	Horizontal powerpoints 230/240V a.c.
		Single powerpoints 15A with safety shutters
160	XL787/15SWE	White
160	XLP787/15SWEWE	Gloss White
160	XLP787/15SBLBL	Gloss Black
		Single powerpoints 15A with shutters
160	XL787/15SBL	Black
160	XL787/15NSWE	White - with neon
		Single powerpoints 20A
160	XL787/20WE	White
160	XLP787/20WEWE	Gloss White
160	XL787/20BL	Black
160	XLP787/20BLBL	Gloss Black
		Single powerpoints 20A with neon
160	XL787/20NWE	White
		Single powerpoints 25A
160	XL787/25WE	White
160	XLP787/25WEWE	Gloss White
160	XL787/25BL	Black
		Single powerpoints 25A with neon
160	XL787/25NWE	White
160	XLP787/25BLBL	Gloss Black

Energy Saving products

Whilst most items are stock lines some products are made to order.
Legrand and HPM Wiring Devices should be cleaned with a damp cloth only. Do not use chemicals or detergents.

Excel

Powerpoints

XL777WE

XL777RED

XLP777XBLBL

XLP777ESWEWE

XL777/15WE

XL777EL10WE

Pack	Cat.Nos	Horizontal powerpoints 230/240V a.c.
		Double powerpoints 10A
120	XL777WE	White
120	XLP777WEWE	Gloss White
120	XL777WEMS	White/matt silver
120	XL777BL	Black
120	XLP777BLBL	Gloss Black
120	XL777BLMS	Black/matt silver
120	XL777BR	Brown
120	XL777BE	Beige
120	XL777RED	Red
		Double powerpoints 10A with extra switch
120	XL777XWE	White
120	XLP777XWEWE	Gloss White
120	XL777XBL	Black
120	XLP777XBLBL	Gloss Black
		Double powerpoints 10A with extra safety
120	XLP777ESWEWE	Gloss White
120	XLP777ESBLBL	Gloss Black
		Double powerpoints 10A with extra switch and safety shutters
120	XL777XSWE	White
120	XLP777XSWEWE	Gloss White
120	XLP777XSBLBL	Gloss Black
		Double powerpoints 10A with safety shutters & neons
120	XL777NSWE	White
120	XL777NSBL	Black
		Double powerpoints 10A with extra switch, safety shutters and neon
120	XL777XNSWE	White
120	XL777X3NSWE	White - with 3 neons
		Double powerpoints 10A double pole
120	XLP777PWEWE	Gloss White
		Double powerpoints 10A with round earth
120	XL777RWE	White
120	XLP777RWEWE	Gloss White
120	XL777RBL	Black
		Double powerpoints 10A with safety shutters and round earth
120	XL777RSWE	White
		Double powerpoints 15A
120	XL777/15WE	White
120	XLP777/15WEWE	Gloss White
		Double powerpoints 15A double pole with busbar
120	XLP777P15WEWE	White

Pack	Cat.Nos	Horizontal powerpoints 230/240V a.c.
		Double powerpoints 10A with extra switch 35A engraved "oven"
120	XL777X35OWE	White
120	XLP777X35OWEWE	Gloss White
		Double powerpoints 10A with RCD 10mA
100	XL777EL10WE	White
100	XLP777EL10WE	Gloss White
100	XL777EL10RED	Red
		Double powerpoints 10A with RCD 10mA & supply available neon
100	XL777EL10NWE	White
100	XL777EL10NBE	Beige
		Double powerpoints 10A with RCD 10mA & 2 neons "supply available" and "power supplied"
100	XL777EL10N2WE	White
		Double powerpoints 10A with RCD 10mA & 3 neons
100	XL777EL10N3WE	White
100	XL777EL10N3RED	Red
		Double powerpoints 10A with RCD 30mA
100	XL777EL30WE	White
100	XLP777EL30WEWE	Gloss White
100	XL777EL30BL	Black
100	XLP777EL30BLBL	Gloss Black

ECO Energy Saving products

Whilst most items are stock lines some products are made to order.
Legrand and HPM Wiring Devices should be cleaned with a damp cloth only. Do not use chemicals or detergents.

Excel

Powerpoints

XL777EL30NWE

XL798/777WE

XL798/777EL30

XL777IDWE

XL777USB2PSAWE

Pack	Cat.Nos	Horizontal double powerpoints 230/240V a.c.
100	XL777EL30NWE	**Double powerpoints 10A with RCD 30mA & supply available neon** ○ White
100	XL777EL30N3WE	**Double powerpoints 10A with RCD 30mA & 3 neons** ○ White
100	XL777EL30GWE	**Double powerpoints 10A with RCD 30mA for generators** ○ White
100	XLP777EL30GWEWE	○ Gloss White
100	XL777EL30/1015W	**Double powerpoints 10A & 15A with RCD 30mA** ○ White
100	XLP777EL30/1015	○ Gloss White
100	XL777EL30G1015W	**Double powerpoints 10A & 15A with RCD 30mA for generators** ○ White
100	XL792BWE	**Skirting double powerpoints 10A with busbar link** ○ White
100	XL792BBL	● Black
100	XL792NSWE	**Skirting double powerpoints 10A with bubar link, safety shutters and neons** ○ White
100	XL792B15WE	**Skirting double powerpoints 15A with busbar link** ○ White
1	XL798/777WE	**Double powerpoints 10A with shaver outlet** ○ White
1	XL798/777EL30WE	**Double powerpoints 10A with shaver outlet & RCD 30mA** ○ White
120	XL777IDWE	**Double powerpoints 10A with circuit ID** ○ White
120	XL777IDCLWE	**Double powerpoints 10A with clear circuit ID** ○ White
120	XLP777IDCLWEWE	○ Gloss White

Pack	Cat.Nos	Horizontal double powerpoints 230/240V a.c.
120	XL777CHWE	**Double powerpoints 10A chemical resistant** ○ White
120	XL777XCHWE	**Double powerpoints 10A chemical resistant with extra switch** ○ White
12	XL777USB2PSAWE	**Double powerpoints 10A with dual USB charger for plasterboard and single brick installations – Dual type A** ○ White
30	XL7774WE	**Horizontal 4 gang powerpoints 230/240V a.c.** ○ White
30	XLP7774WEWE	○ Gloss White
30	XL7774BL	● Black
10	XL7775/1WE	**Quad powerpoints 10A with extra switch** ○ White
1	XL7775/2WE	**Quad powerpoints 10A with 2 extra switches** ○ White
1	XL7775WE	**5 Gang powerpoints 10A** ○ White

Excel

Powerpoints

XLV787WE

XLV787XBL

XLV787/2XSWE

XLV777WE

XLV777BL

XLV777SWE

Vertical single powerpoints 230/240V a.c.

Pack	Cat.Nos	
		Single powerpoints 10A
160	XLV787WE	○ White
160	XLPV787WEWE	○ Gloss White
160	XLV787BL	● Black
		Single powerpoints 10A with extra switch
160	XLV787XWE	○ White
160	XLV787XBL	● Black
		Single powerpoints 10A with safety shutters
160	XLV787SWE	○ White
160	XLPV787SWEWE	○ Gloss White
160	XLV787SBL	● Black
160	XLPV787SBLBL	● Gloss Black
		Single powerpoints 10A with extra switch and safety shutters
160	XLV787XSWE	○ White
160	XLPV787XSWEWE	○ Gloss White
		Single powerpoints 10A with 2 extra switches
160	XLV787/2XWE	○ White
160	XLPV787/2XWEWE	○ Gloss White
160	XLPV787/2XSBLBL	● Black
		Single powerpoints 10A with 2 extra switches and safety shutters
160	XLV787/2XSWE	○ White
160	XLPV787/2XSWEWE	○ Gloss White
		Single powerpoints 15A
160	XLV787/15WE	○ White
		Single powerpoints 15A with safety shutters
160	XLPV787/15SWEWE	○ White
160	XLV787/15SWE	○ Gloss White
		Single powerpoints 15A with 2 extra switches and safety shutters
160	XLPV787/15SBLBL	● Gloss Black

Vertical double powerpoints 230/240V a.c.

Pack	Cat.Nos	
		Double powerpoints 10A
120	XLV777WE	○ White
120	XLPV777WEWE	○ Gloss White
120	XLV777BL	● Black
		Double powerpoints 10A with extra switch
120	XLV777XWE	○ White
120	XLV777XBL	● Black
		Double powerpoints 10A with safety shutters
120	XLV777SWE	○ White
120	XLPV777SWEWE	○ Gloss White
120	XLV777SBL	● Black
120	XLPV777SBLBL	● Gloss Black
		Double powerpoints 10A with extra switch and safety shutters
120	XLV777XSWE	○ White
120	XLPV777XSWEWE	○ Gloss White
120	XLPV777XSBLBL	● Black

Energy Saving products

Whilst most items are stock lines some products are made to order.
Legrand and HPM Wiring Devices should be cleaned with a damp cloth only. Do not use chemicals or detergents.

Mechanisms

Switch mechanisms

770MWE

770MLIGHTWE

770IMWE

770LLMWE

770RMWE

Pack	Cat.Nos	Rocker switch mechanisms SPDT 230/240V a.c.
		10A 2-way
120	770MWE	○ White
120	770MBL	● Black
120	770RMWE	○ White - with red dot
120	770RMBL	● Black - with red dot
		15A 2-way
120	770/15MWE	○ White
120	770/15MBL	● Black
		20A 2-way
120	770/202MWE	○ White
120	770/202MBL	● Black
		20A 1-way
120	770/20MWE	○ White
120	770/20MBL	● Black
		35A 1-way
120	770/35MWE	○ White
120	770/35MBL	● Black
		10A engraved 2-Way
120	770MFANWE	○ White - "Fan" engraved
120	770MHEATWE	○ White - "Heat" engraved
120	770MLIGHTWE	○ White - "Light" engraved
120	770MPRINTWE	○ White - "Print" engraved white
		35A engraved 1-Way
120	770/35MENGWE	○ White - engraving to be determined
120	770/35MOVENWE	○ White - "Oven" engraved
120	770/35MSTOVEWE	○ White - "Stove" engraved
		35A engraved 2-Way
120	770/35MH/PLATEW	○ White - "Hot plate" engraved
120	770/35MHOBWE	○ White - "Hob" engraved
120	770/35MRANGEWE	○ White - "Range" engraved

		Rocker mechanisms "Duo" 10A DPST 230/240V a.c.
120	770DMWE	○ White
120	770DMBL	● Black
120	770DMHEAT/HWE	○ White - "Heat" engraved

		Rocker switch mechanisms Intermediate 10A DPXT 230/240V a.c.
120	770IMWE	○ White
120	770IMBL	● Black

Pack	Cat.Nos	Rocker switch mechanisms Double Pole DPST 230/240V a.c.
		Double Pole 10A
120	769PMWE	○ White
120	769PMBL	● Black
		Double Pole 10A marked with red dot
120	768PMWE	○ White
		Double Pole 15A
120	769P15MWE	○ White
120	769P15MBL	● Black
		Double Pole 20A
120	769P20MWE	○ White
120	769P20MBL	● Black

		Indicators mechanisms
		230/240V a.c.
120	707MAM	● Amber
120	707MRED	● Red
		24V a.c.
120	707SM24VGR	● Green

		Illuminated switches SPDT 230/240V a.c. 2-way
		10A
120	770LLMWE	○ White
120	770LLMBL	● Black
		15A
120	770LL15MWE	○ White
		20A
120	770LL20MWE	○ White

Mechanisms

Dimmer mechanisms & fan controllers

883MBL

400A2PMWE

450SMWE

770RS270MWE

KNOB1WE

3SPKNOBWE

Pack	Cat.Nos	
		Rocker mechanisms Bell-press type 10A SPDT 230/240V a.c.
120	770XMWE	○ White
120	770XMBL	● Black
		Push-buttons mechanisms 230/240V a.c.
		Electronic 3 Wire 5A with LED indicator
120	883MWE	○ White
120	883MBL	● Black
		Push-button dimmers 350VA 230/240V a.c.
		2 Wire
200	400A2PMWE	○ White
200	400A2PMBL	● Black
		3 Wire
200	400A3PMWE	○ White
200	400A3PMBL	● Black
		Secondary (slave) push-button
400	450SMWE	○ White
400	450SMBL	● Black
		Rotary switches 230/240V a.c.
		3 positions 180°
120	770RS180MWE	○ White
		4 positions 270°
120	770RS270MWE	○ White
		4 positions 360°
120	770RS360MWE	○ White
		Keytag switches 230/240V a.c.
		20A - 1 way & loop
120	770/20KTM	○ White
		20A - 2 way & loop
120	770/202KTM	○ White

Pack	Cat.Nos	
		Keylock vertical switches 10A 230/240V a.c.
		Key removable in ON position
1	770KLIMWE	○ White
		Key removable in ON or OFF position
1	770KLIOMWE	○ White
		Key removable in OFF position
1	770KLOMWE	○ White
		Rotary dimmers 2 Wire Trailing edge 230/240V a.c.
		250VA
400	250TMWE	○ White ECO
400	250TMBL	● Black ECO
		400VA
400	400TMWE	○ White ECO
400	400TMBL	● Black ECO
		700VA
400	700TMWE	○ White ECO
		1000VA
400	1000TMWE	○ White ECO
		Knobs for rotary dimmers and fan controllers
1	KNOB1WE	○ White
1	KNOB1BL	● Black
		Fan controllers 230/240V a.c.
		Variable speed 300VA
160	300FMWE	○ White
		3 Speed 100VA de-hummer
1	475/2M	○ White
		Fan knobs for 475/2M series
100	3SPKNOBWE	○ White
100	3SPKNOBBL	● Black

ECO Energy Saving products

Whilst most items are stock lines some products are made to order.
Legrand and HPM Wiring Devices should be cleaned with a damp cloth only. Do not use chemicals or detergents.

Mechanisms

USB, TV, data and AV sockets

RJ6P4C3/1

RJ6P4C3/2

770CXMWE

SWFFC02

1310FSWE

Pack	Cat.Nos	USB chargers mechanisms 230/240V a.c.
		Type A+C 3A
12	USBN2ACMWE	○ White
		Dual Type C 3A
12	USBN2CMWE	● Black
		Single Type C with external power supply 60W
		Plasterboard and single brick applications
12	770USB1CMWE	○ White
		Phone & Data mechanisms
		Phone Cat3 socket
240	RJ6P4C3/1	○ White
		Phone Cat3 socket for Universal plates
240	RJ6P4C3/2	RJ45 socket Cat3 universal plates
		Adaptor for phone&Data keystone
240	800RJU/HWE	Adaptor for phone & data Keystone style C white
		Data RJ45 Cat5E sockets
240	RJ8P8C5E/1	○ White
240	RJ8P8C5E/2	○ White - Universal plates
240	RJ8P8C5E/1YE	● Yellow
		Data RJ45 Cat6 sockets
240	RJ8P8C6/1	○ White
240	RJ8P8C6/2	○ White - Universal plates
240	RJ8P8C6/1BL	● Black

Pack	Cat.Nos	TV mechanisms
		TV sockets 12dB insertion loss 1.6dB
1	770L12CXWE	○ White
		TV sockets 16dB insertion loss 1.3dB
1	770L16CXWE	○ White
		Pal-to-saddle sockets
1	770CXMWE	○ White
1	770CXMBL	● Black
		Coaxial female plug top 75 Ohm
400	D770CXFP	○ White
		Coaxial TV plug top 75 Ohm
160	D770CXP	○ White
		F-type sockets 75 Ohm 3.06Ghz
1	800FWE	○ White
1	800FBL	● Black
		Foxtel approved F-type sockets 75 Ohm 3.06Ghz
500	SWFFC02	○ White
		F-to-Pal TV sockets
400	1310FSWE	○ White
400	1310FSBL	● Black
		F-to-Pal TV sockets right-angled bracket with male-and-female
100	1310FL	○ White
		Passive filter for VHF,UHF & CATV 2 way 5-1000Mhz
200	1311S2	○ White
		Passive filter for VHF,UHF & CATV 2 way 5-2050Mhz
200	1312S2	○ White

ECO Energy Saving products

Whilst most items are stock lines some products are made to order.
Legrand and HPM Wiring Devices should be cleaned with a damp cloth only. Do not use chemicals or detergents.

Excel

Phone, TV, data and AV sockets

XL798/0WE

XL770/1RJ1WE

XL770/1CXWE

XL222/2TWE

XLP907WEWE

XLP900WEWE

Pack	Cat.Nos	Shaver outlets
1	XL798/0WE	○ White
1	XL798/0BL	● Black

Pack	Cat.Nos	Phone, TV, data and AV sockets
		Phone outlets RJ12 - 1 Gang
160	XL770/1RJ1WE	○ White
160	XLP770/1RJ1WEWE	○ Gloss White
		Phone outlets RJ12 - 2 Gang
160	XL770/2RJ1WE	○ White
		Phone outlet Telecom 610 - 1 Gang
160	XL770TOWE	○ White
160	XLP770TOWEWE	○ Gloss White
160	XL770TOBL	● Black
	XL770TOCR	○ Cream
		TV oultets - F-type 3 GHz
160	XL770FWE	○ White
160	XLP770FWEWE	○ Gloss White
		TV oultets - Coaxial 75 Ohm - 1 Gang
160	XL770/1CXWE	○ White
160	XLP770/1CXWEWE	○ Gloss White
		TV oultets - F-to-Pal 75 Ohm - 1 Gang
160	XL770/1FCXWE	○ White
160	XLP770/1FCXWE	○ Gloss White
		TV oultets - Coaxial 75 Ohm - Architrave 1 Gang
160	XLA770/1CXWE	○ White
		RJ45 outlets Cat5e - 1 Gang
160	XL770/1RJ2WE	○ White
160	XLP770/1RJ2WEWE	○ Gloss White
		RJ45 outlets Cat5e - 2 Gang
160	XL770/2RJ2WE	○ White
		Combo outlet DGPO+ RJ45 Cat5e x 2 + F-type x 2 (2 plates tall)
1	XL222/2TWE	○ White
		Combo outlet DGPO x 2+ RJ45 Cat5e x 2 + F-type x 2 (3 plates wide)
1	XLV424/3WWE	○ White
		DVI outlets - 1 Gang
1	XLP950WEWE	○ Gloss White
		HDMI outlets - 1 Gang
1	XLP906WEWE	○ Gloss White

Pack	Cat.Nos	Phone, TV, data and AV sockets
		RCA white/red outlets 2 Gang
1	XLP902WEWE	○ Gloss White
		RCA yellow/white/red outlets 3 Gang
1	XLP903WEWE	○ Gloss White
		RGB outlets 2 Gang
1	XLP904/2WEWE	○ Gloss White
		RGB outlets 1 Gang
1	XLP904WEWE	○ Gloss White
		RGB&RCA white/red outlets 2 Gang
1	XLP904R2WEWE	○ Gloss White
		RGB&RCA yellow/white/red outlets 2 Gang
1	XLP904R3WEWE	○ Gloss White
		RGB& D-video outlets 2 Gang
1	XLP904SVWEWE	○ Gloss White
		RGB&USB outlets 2 Gang
1	XLP904USBWEWE	○ Gloss White
		Speaker outlets 1 Gang
1	XLP907WEWE	○ Gloss White
		Speaker outlets 2 Gang
1	XLP907/2WEWE	○ Gloss White
		Speakon outlets 1 Gang
1	XLP910WEWE	○ Gloss White
		S-video outlets 1 Gang
1	XLP905WEWE	○ Gloss White
		USB 2.0 outlets (data transfer) 1 Gang
1	XLP943WEWE	○ Gloss White
		VGA outlets 1 Gang
1	XLP900WEWE	○ Gloss White
		XLR outlets 1 Gang
1	XLP909WEWE	○ Gloss White
		Audio jack outlets 1 Gang
1	XLP911WEWE	○ Gloss White
		VGA & Audio jack outlets 2 Gang
1	XLP900AUDWEWE	○ Gloss White

Whilst most items are stock lines some products are made to order.
Legrand and HPM Wiring Devices should be cleaned with a damp cloth only. Do not use chemicals or detergents.

Excel

Grid & plates

XLP930WEWE

XL770/1GPLWE

XL770/2GPLBL


XLP770/4GPLBLBL

XL770/5GPLWE

XL770/0WE

Pack	Cat.Nos	Bulkhead lights
		Bulkhead lights 12/24V a.c.
		Red
1	XLP930WEWE	○ Gloss White
		White
1	XLP931WEWE	○ Gloss White
		Green
1	XLP932WEWE	○ Gloss White
		Bulkhead lights 230/240
		Red
1	XLP934WEWE	○ Gloss White
		White
1	XLP935WEWE	○ Gloss White

Pack	Cat.Nos	Grid & plates
		1 Gang
160	XL770/1GPLWE	○ White
160	XLP770/1GPLWEWE	○ Gloss White
160	XL770/1GPLBL	● Black
160	XLP770/1GPLBLBL	● Gloss Black
		2 Gang
160	XL770/2GPLWE	○ White
160	XLP770/2GPLWEWE	○ Gloss White
160	XL770/2GPLBL	● Black
160	XLP770/2GPLBLBL	● Gloss Black
		3 Gang
160	XL770/3GPLWE	○ White
160	XLP770/3GPLWEWE	○ Gloss White
160	XL770/3GPLBL	● Black
160	XLP770/3GPLBLBL	● Gloss Black
		4 Gang
160	XL770/4GPLWE	○ White
160	XLP770/4GPLWEWE	○ Gloss White
160	XL770/4GPLBL	● Black
160	XLP770/4GPLBLBL	● Gloss Black
		5 Gang
160	XL770/5GPLWE	○ White
160	XLP770/5GPLWEWE	○ Gloss White
160	XL770/5GPLBL	● Black
160	XLP770/5GPLBLBL	● Gloss Black
		6 Gang
160	XL770/6GPLWE	○ White
160	XLP770/6GPLWEWE	○ Gloss White
160	XL770/6GPLBL	● Black
160	XLP770/6GPLBLBL	● Gloss Black
		Blank
160	XL770/0WE	○ White
160	XLP770/0WEWE	○ Gloss White
160	XL770/0BL	● Black
160	XLP770/0BLBL	● Gloss Black
		Narrow Blank
160	XL792/0AWE	○ White
		Narrow 2 Gang
160	XL792/02AWE	○ White
160	XL792/02ABL	● Black
		Narrow 4 Gang
160	XL792/4WE	○ White
160	XL792/4BL	● Black

Whilst most items are stock lines some products are made to order.
Legrand and HPM Wiring Devices should be cleaned with a damp cloth only. Do not use chemicals or detergents.

Excel

Grid & plates & accessories

XLA770/1GPLWE

XLA770/2GPLBL

XLA770/3GPLWE

XL770UWE

XL1FB

Pack	Cat.Nos	Architrave grid & plates
		1 Gang
1	XLA770/1GPLWE	○ White
1	XLA770/1GPLBL	● Black
		2 Gang
1	XLA770/2GPLWE	○ White
1	XLA770/2GPLBL	● Black
		3 Gang
1	XLA770/3GPLWE	○ White
1	XLA770/3GPLBL	● Black
		4 Gang
1	XLA770/4GPLWE	○ White
1	XLA770/4GPLBL	● Black
		Electronic applications Grid & plates
		Universal plates
160	XL770UWE	○ White
160	XLP770UWEWE	○ Gloss White
160	XL770UBL	● Black
		Computer D1 Grid & plates - 1 Gang
160	XL770/1D1WE	○ White
		Computer D2 Grid & plates - 1 Gang
160	XL770/1D2WE	○ White
		Paint blister
1	XL1FB	Paint blister for Excel range

Whilst most items are stock lines some products are made to order.
Legrand and HPM Wiring Devices should be cleaned with a damp cloth only. Do not use chemicals or detergents.

Excel plate selection chart

Coverplates

		PLATES				
		White	Gloss White	Black	Gloss Black	Matt Silver
SWITCH						
1 gang		XL770/1PLWE	XLP770/1PLWE	XL770/1PLBL	XLP770/1PLBL	XL770/1PLMS
2 gang		XL770/2PLWE	XLP770/2PLWE	XL770/2PLBL	XLP770/2PLBL	XL770/2PLMS
3 gang		XL770/3PLWE	XLP770/3PLWE	XL770/3PLBL	XLP770/3PLBL	XL770/3PLMS
4 gang		XL770/4PLWE	XLP770/4PLWE	XL770/4PLBL	XLP770/4PLBL	XL770/4PLMS
5 gang		XL770/5PLWE	XLP770/5PLWE	XL770/5PLBL	XLP770/5PLBL	XL770/5PLMS
6 gang		XL770/6PLWE	XLP770/6PLWE	XL770/6PLBL	XLP770/6PLBL	XL770/5PLMS
Heavy Duty		XLP1036PLWE				XL1036PLMS
Blank		XL770/0PLWE	XLP770/0PLWE	XL770/0PLBL	XLP770/0PLBL	XL770/0PLMS
ARCHITRAVE						
1 gang		XLA770/1PLWE		XLA770/1PLBL		
2 gang		XLA770/2PLWE		XLA770/2PLBL		
3 gang		XLA770/3PLWE		XLA770/3PLBL		
4 gang		XLA770/4PLWE				
POWERPOINTS						
Single powerpoints		XL787PLWE	XLP787PLWE	XL787PLBL	XLP787PLBL	XL787PLMS
Single powerpoint with extra hole		XL787XPLWE	XLP787XPLWE		XLP787XPLBL	XL787XPLMS
Single powerpoint with 2 extra holes						XL787/2XPLMS
Single powerpoint with 1 gang for 20A switch		XL787/20PLWE	XLP787/20PLWE			XL787/20PLMS
Double powerpoint*			XLP777PLWE	XL777PLBL	XLP777PLBL	XL777PLMS
Double powerpoint with extra switch		XL777XPLWE	XLP777XPLWE	XL777XPLBL	XLP777XPLBL	XL777XPLMS
Vertical powerpoint			XLPV777PLWE			XLV777PLMS
Horizontal 4 gang		XL7774PLWE				
Double size powerpoint		XLDC				
Triple size powerpoint		XLTC				
PHONE						
1 gang horizontal		XL770TOPLWE	XLP770TOPLWE			

* Double powerpoint coverplates also exists in Stainless Steel (XL777PLSS)

Como

Switches

CM910/1HLWE

CM910/1HWE

CM920/1FC3WE

Pack	Cat.Nos	Horizontal switches SPDT 230/240V a.c.
		10A - 1 Gang - Large switch
120	CM910/1HLWE	White
120	CM910/1HRDLWE	White - with red line indicator
120	CM910/1HLNWE	White - with Neon
120	CM910/1IMHLWE	White - Intermediate
		10A - 1 Gang
120	CM910/1HWE	White
120	CM910/1HNWE	White - with Neon
120	CM910/1HRDWE	White - with red line indicator
120	CM910/1IMHWE	White - Intermediate
120	CM910/1IMHRDWE	White - Intermediate with red line indicator
		15A - 1 Gang
120	CM910/15HNWE	White - with Neon
		35A Isolator switch - 1 Gang
120	CM910/35HWE	White
		10A - 2 Gang
120	CM920/2HWE	White
120	CM920/2HNWE	White - with Neon
120	CM920/2HRDWE	White - with red line indicator

Pack	Cat.Nos	Horizontal switches SPDT 230/240V a.c.
120	CM920/3HWE	White
120	CM920/3HNWE	White - with Neon
120	CM920/3HRDWE	White - with red line indicator
		Dimmer trailing edge 2 wire 400VA 230/240V a.c.
72	CM400THWE	white
		Fan controller 3 speed 100VA 230/240V a.c.
72	CM920/1FC3HWE	white

Whilst most items are stock lines some products are made to order.
Legrand and HPM Wiring Devices should be cleaned with a damp cloth only. Do not use chemicals or detergents.

Como

Switches

CM910/1WE

CM920/2WE

CM940/3WE

CM940/4NWE

CM940/6WE

CM400TSW/2WE

Pack	Cat.Nos	Vertical switches SPDT 230/240V a.c.
		10A - 1 Gang
120	CM910/1WE	White
120	CM910/1NWE	White - with neon
120	CM910/1RDWE	White - with red line indicator
120	CM910/1IMWE	White - intermediate
120	CM910XWE	White - bell-press
		10A - 2 Gang
120	CM920/2WE	White
120	CM920/2NWE	White - with neon
120	CM920/2RDWE	White - with red line indicator
		10A - 3 Gang
48	CM940/3WE	White
48	CM940/3RDWE	White - with red line indicator
		10A - 4 Gang
60	CM940/4WE	White
60	CM940/4NWE	White - with neon
60	CM940/4RDWE	White - with red line indicator
		10A - 6 Gang
48	CM940/6WE	White

Pack	Cat.Nos	Vertical switches SPDT 230/240V a.c.
		15A - 1 Gang
120	CM910/15WE	White
120	CM910/15NWE	White - with neon
		20A Double pole - 1 Gang
120	CM910/20DPRDWE	White - with red line indicator
		35A - 1 Gang
120	CM910/35WE	White
120	CM910/35RDWE	White - with red line indicator
		Rotary dimmer trailing edge 2 wire 400VA 230/240V a.c.
72	CM400TWE	White (ECO)
48	CM400T/2WE	White - with 2 extra switches (ECO)
48	CM400TSW/2WE	White - with 3 extra switches (ECO)
48	CM400TSW/2NWE	White - with 2 extra switches & neon (ECO)
		Fan controller 100VA 3 speed 230/240V a.c.
72	CM910FC3WE	White
72	CM920/1FC3WE	White - with extra 10A switch

ECO Energy Saving products

Whilst most items are stock lines some products are made to order.
Legrand and HPM Wiring Devices should be cleaned with a damp cloth only. Do not use chemicals or detergents.

Como

Powerpoints & phone, TV, data and AV sockets

CM787WE

CM787NWE

CM787/15NWE

CM777AWE

CM777WE

CM777NWE

Pack	Cat.Nos	Horizontal powerpoints 230/240V a.c.
		Single powerpoints 10A
72	CM787WE	White
72	CM787NWE	White - with neon
		Single powerpoints 15A
72	CM787/15WE	White
72	CM787/15NWE	White - with neon
		Double powerpoints 10A
120	CM777AWE	White - with LED
		Vertical powerpoints 230/240V a.c.
		Double powerpoints 10A
48	CM777WE	White
48	CM777NWE	White - with neon

Pack	Cat.Nos	TV, data and AV sockets
		TV sockets F-type
120	CM910/1FFWE	White - 1 Gang
120	CM920/2FFWE	White - 2 Gang
		TV socket Pal-to-F
120	CM910/1PWE	White - 1 Gang
		RJ45 sockets Cat6
120	CM910/1RJ45HWE	White - 1 Gang
120	CM920/2RJ45HWE	White - 2 Gang
		Combined TV and Data
120	CM920/2RJ45FHWE	White - F-type and Cat6
120	CM920/2RJ45PHWE	White - Pal-to-F and Cat6
48	CM940/4RJFFPWE	White - Pal-to-F, F-type, Cat6 and Blank

Whilst most items are stock lines some products are made to order.
Legrand and HPM Wiring Devices should be cleaned with a damp cloth only. Do not use chemicals or detergents.

Como

Mechanisms

CMM910WE

CMM910RNWE

CMM910LNWE

CMM920/3WE

CMM787RWE

CMM400TWE

Pack	Cat.Nos	Switch mechanisms
		10A
120	CMM910WE	White - for 1 Gang
120	CMM910RWE	White - right side mech
120	CMM910LWE	White - left side mech
		10A with neon
120	CMM910NWE	White - for 1 gang
120	CMM910RNWE	White - right side mech
120	CMM910LNWE	White - left side mech
		10A with red line indicator
120	CMM910RDWE	White - for 1 Gang
120	CMM910RRDWE	White - right side mech
120	CMM910LRDWE	White - left side mech
		Vertical 10A
120	CMM910VWE	White
120	CMM910VNWE	White - with neon
		Intermediate 10A
120	CMM910IMWE	White - for 1 Gang

Pack	Cat.Nos	Switch mechanisms
		Bell-press 10A
120	CMM910XWE	White - for 1 Gang
		3 Gang - 10A
120	CMM920/3WE	White
120	CMM920/3NWE	White - with neon
		15A
120	CMM910/15WE	White - for 1 Gang
		Isolator 35A
120	CMM910/35WE	White - for 1 Gang
		Powerpoints mechanisms 230/240V a.c.
		Single powerpoints 10A
120	CMM787RWE	White - right side mech
120	CMM787LWE	White - left side mech
		Dimmer mechanisms
		Trailing edge 2 wire 400VA
120	CMM400TWE	White
		Dimmer knobs
120	CMKNOBWE	White

Energy Saving products

Whilst most items are stock lines some products are made to order.
Legrand and HPM Wiring Devices should be cleaned with a damp cloth only. Do not use chemicals or detergents.

Como

Mechanisms

CMM910FFWE

CMM910PWE

CMM920/770AWE

5 722 21

5 722 26

5 720 55

Pack	Cat.Nos	Phone, TV, data and AV sockets
		TV mechanisms F-type 3 GHz
120	CMM920FFLWE	White - left side mech
120	CMM920FFRWE	White - right side mech
		TV mechanisms PAL-to-F
120	CMM920PLWE	White - left side mech
120	CMM920PRWE	White - right side mech
		RJ45 Cat6 UTP
120	CMMRJ45C6WE	White - for 1 Gang
120	CMMRJ45C6LWE	White - left side mech
120	CMMRJ45C6RWE	White - right side mech
		Blank inserts
240	CM910MBLANKWE	White - Blank
		Adaptor for Excel range mechanisms
240	CMM910/770AWE	White - to suit 1 Gang Como
240	CMM920/770AWE	White - to suit 2 Gang Como

Pack	Cat.Nos	Arteor mechanisms - for CMAR2MSF support frames and CM910PLWE plates
		Skirting lights 230/240V a.c. 1W
20	5 722 21	White
20	5 722 26	White - with IR sensor & alarm
		Overdoor lights
100	5 722 23	White - with white diffuser
100	5 724 53	White - with red diffuser
		Time-delay switch 2 Wire 1000W
100	5 720 55	White
		Illuminated signs
100	0 785 21	White - with blue LED
100	0 785 24	White - with red/green LED
100	5 724 52	White

Energy Saving products

Whilst most items are stock lines some products are made to order.
Legrand and HPM Wiring Devices should be cleaned with a damp cloth only. Do not use chemicals or detergents.

Como

Mechanisms

5 723 63

Pack	Cat.Nos	Mechanisms - for CMAR2MSF support frames and CM910PLWE plates
		Mushroom stop button NO+NC
100	5 723 63	Yellow/Red
		Buzzers 230/240V a.c.
100	5 722 04	White - 1 Module
100	5 722 07	White - 2 Module

PIR and wave switches

5 740 05

0 784 59

Pack	Cat No.	Automatic switches - for CMAR2MSF support frames and CM910PLWE plates
		Measurement of luminosity threshold Adjustment of luminosity threshold and time delay Max. lux and min. time delay factory pre-set Recommended fixing height: 1 m IR detection 180° Adjustable luminosity threshold: 5 to 1275 lux Installation in box min. depth 40 mm recommended 2 modules Range 8 m Only 1 motion sensor per lighting circuit No possibility to add a push button to control also the lighting circuit Time delay adjustable from 10 s to 10 min Consumption 0.55 W on standby **Without neutral, 2-wire - 400W**
1	5 740 05	White
		With neutral, 3-wire - 400W Operates: - up to 400W incandescent and halogen lamps - up to 400VA ELV halogen lamps with ferromagnetic or electronic transformer
1	0 784 59	White
1	5 720 51	**Sensitive switches - for CMAR2MSF support frames and CM910PLWE plates** For controlling light sources by simply passing the hand in front of the switch (less than 50mm) Up to 5 sensitive switches can be combined to control the same lighting circuit 3-wire installation IP40 Operates: - up to 1000W incandescent and halogen lamps - up to 500VA ELV halogen lamps with ferromagnetic or electronic transformer, flourescent tubes and compact flourescent lamps 2 modules White

Energy Saving products

Whilst most items are stock lines some products are made to order.
Legrand and HPM Wiring Devices should be cleaned with a damp cloth only. Do not use chemicals or detergents.

Como

Coverplates & accessories

CM910PLWE

CMAR3MPLWE

CM940PLWE

CM910SF

CM435/2

CM940RENDERBR

Pack	Cat.Nos	Coverplates
		Horizontal
120		White - to suit Como 1 Gang or Arteor mechanisms
120	CM920PLWE	White - to suit 2 Gang Como
120	CMAR3MPLWE	White - for Arteor frame 3 modules CMAR3MSF
120	CM920PLBLANKWE	White - blank
		Vertical
120	CM920V1PLWE	White - to suit 2 Gang Como
120	CM920V2PLWE	White - to suit 2 Gang Como and dimmer/fan controller
120	CM940PLWE	White - to suit 4 Gang Como and DGPO

Pack	Cat.Nos	Support frames
120	CM910SF	White - 1 Gang
120	CM920SF	White - 2 Gang
120	CM940SF	White - 4 Gang
120	CMAR2MSF	White - for Arteor mechanisms - 2 modules
120	CMAR3MSF	White - for Arteor mechanisms - 3 modules
		Wall boxes
		Fire & accoustic rated metal box
60	435	Wall box 99x57x48mm metal black
48	CM435/2	Fire box to suit Como 4 gang metal
		Plastic wall boxes
48	CM940WALLBOX	For 4 Gang support frames
140	429R	For 1 or 2 Gang support frames
		Render mounting brackets
144	954	For 1 or 2 Gang grids
144	CM940RENDERBR	For 4 Gang grids
		Mounting clips
600	712	10mm plasterboard - for 1 or 2 Gang grids
96	CM940CCLIP	For 4 Gang grids

Whilst most items are stock lines some products are made to order.
Legrand and HPM Wiring Devices should be cleaned with a damp cloth only. Do not use chemicals or detergents.

Como

USB Charger Mechanisms

ARUSBN2ACMWE

Pack	Cat No.	USB chargers
		Used in conjunction with adaptor CMM910/770AWE or CMM920/770AWE
1	ARUSBN2ACMWE	USB charger Type A+C 3A
1	ARUSBN2CMWE	USB charger Dual Type C 3A
1	AR770USB1CMWE	USB charger Type C 60W

Accessories

CM910SHROUD

143/2

Pack	Cat.Nos	Protective shroud
192	CM910SHROUD	For CM910SF white
96	CM920SHROUD	For CM920SF white
48	CM940SHROUD	For CM940SF white

		Stud brackets
200	143	Standard size
120	143/2	For horizontal stud mounting - with nails
120	143/2V	For vertical stud mounting - with nails
48	CM940STUDBR	For 4 Gang grids

Standard

Switches

770/1WE

770/3WE

600WE

300FWE

770/1KLOWE

Pack	Cat.Nos	Vertical switches 230/240V a.c.
		Rocker switches 10A SPDT 2 way
		1 Gang
200	770/1WE	White
		2 Gang
200	770/2WE	White
		3 Gang
200	770/3WE	White
		4 Gang
200	770/4WE	White
		Isolator switches 36A
200	F1036PWE	White - Double Pole
		Deep plates switches
		1 Gang
1	1A770PWE	White - Double Pole
		2 Gang
		Cord-pull ceiling switches SPDT 230/240V a.c. 10A
160	600WE	White - Rectangle plate
160	600NWE	White - Rectangle plate with LED
160	601WE	White - Round plate
		Cord-pull ceiling switches SPDT 230/240V a.c. 15A
160	600XWE	White - Rectangle plate
		Booster relay switch 1 gang 4800W 240V a.c. with 2 neons "Boost" & "Tap OK"
108	770REL1	White
		Timer switches 10A 3 wire 230/240V a.c. 1s-239Hr
1	TX770/1RCWE	White - push start / restart
1	TX770/2RCWE	White - push start / stop
		Rotary dimmers trailing edge 2 Wire 230/240V a.c.
108	250TWE	White - 250A
108	400TWE	White - 400VA
108	700TWE	White - 700VA
108	1000TWE	White - 1000VA

Pack	Cat.Nos	Fan Controllers 230/240V a.c.
1	300FWE	White - 300VA
1	650ETWE	White - 650VA 3 speed with timer 2 hr
1	650ET1WE	White - 650VA 3 speed with timer 2 hr and reduced max speed
1	475/2	White - 100VA 3 speed 100VA with 1.5µF+2.5µF capacitors
		Architrave switches SPDT 10A 230/240V a.c. 2 way
		1 Gang
1	A770/1WE	White
		2 Gang
1	A770/2WE	White
		Hospitality switches
		Keylock Vertical switches 10A 230/240V a.c.
1	770/1KLOWE	White - Key removable in OFF position
1	700CCWE	White - Flexlock
		Keytag Vertical switches 230/240V a.c.
1	770KT1	White - 2 x 20A switches & neon in base pocket
1	770KT4	White - 3 x 20A switches in base pocket
1	770KT14	White - 4 x 20A switches in base pocket
1	770T3	White - Keytag with removable insert

Energy Saving products

Whilst most items are stock lines some products are made to order.
Legrand and HPM Wiring Devices should be cleaned with a damp cloth only. Do not use chemicals or detergents.

Standard

Powerpoints

787WE

787/2XWE

738KLWE

777WE

777XWE

Pack	Cat.Nos	Vertical powerpoints 230/240V a.c.
		Single powerpoints 10A
1	798VWE	○ White - with shaver outlet
		Double powerpoints 10A
120	V777WE	○ White
120	V777XWE	○ White - with extra switch
120	V777SWE	○ White - with safety shutters
120	V777LKWE	○ White - with pre-wired link
		Double powerpoints 15A
120	V777/15WE	○ White
		Horizontal powerpoints 230/240V a.c.
		Single powerpoints 10A
200	787WE	○ White
200	787XWE	○ White - with extra switch
200	787/2XWE	○ White - with 2 extra switches
200	1/788WE	○ White - deep plate
200	788PXWE	○ White - Double Pole with extra switch deep plate
200	788PXPWE	○ White - with extra switch Double Pole deep plate
200	787NSWE	○ White - with safety shutter & neon
200	790WE	○ White - narrow plate
200	790BL	● Black - narrow plate
200	SQ787WE	○ White - square plate
		Single powerpoints 15A
200	787/15WE	○ White
200	787/15BL	● Black

Pack	Cat.Nos	Horizontal powerpoints 230/240V a.c.
		Single powerpoints 20A
200	787/20WE	○ White
		Single powerpoints 25A
200	787/25WE	○ White
		Keylock single powerpoints 10A
200	738KLWE	○ White
		No-volt single powerpoints 10A
200	787XNV	○ White
		Shaver outlet single powerpoint
200	798HWE	○ White
		Double powerpoints 10A
200	777WE	○ White
200	777BL	● Black
200	777XWE	○ White - with extra switch
200	777XSWE	○ White - with extra switch and safety shutters
200	777SWE	○ White - with safety shutters
200	777CHWE	○ White - chemical resistant
200	777PWE	○ White - Double Pole
200	792WE	○ White - narrow plate
200	792BL	● Black - narrow plate

Standard

Powerpoints & TV & Data Sockets

SQ777WE

777EL30

1A770CXWE

Pack	Cat.Nos	Horizontal powerpoints 230/240V a.c.
		Double powerpoints 10A
100	777IDCL	White - with Blanking insert clear
100	SQ777WE	White - square plate
100	SQ777XWE	White - with extra switch - square plate
100	SQ777SWE	White - with safety shutters - square plate
		Double powerpoints 10 and 15A
1	792/1015WE	White - narrow plate
		Double powerpoints 15A
1	792/15WE	White - narrow plate
		Double powerpoints 10A with RCD 30mA
100	777EL30	White
100	777EL30ES	White - with mounting bracket
100	777EL30G	White - for generator applications
100	777EL30M	White - Electrasafe
		Double powerpoints 10&15A with RCD 30mA
100	777EL30G1015	White - for generator applications
		Double powerpoints 10A with RCD 10mA
100	777EL10	White
100	777EL10N	White - with neon
100	777EL10N3	White - with 3 neons
100	777EL10ES	White - with mounting brackets
		TV outlets 75 Ohm
200	770/1FCXWE	White - Coaxial F-type
200	1A770CXWE	White - Deep plate
		RJ45 outlets Cat5e
200	770/1RJ2WE	White - 1 Gang
200	770/2RJ2WE	White - 2 Gang

Whilst most items are stock lines some products are made to order.
Legrand and HPM Wiring Devices should be cleaned with a damp cloth only. Do not use chemicals or detergents.

Standard

Plates

770/0WE

770/1PLWE

SQ770/1PLWE

AL770/11PLWE

770/1D1PLWE

Pack	Cat.Nos	Switch plates
		Blank plates
200	770/0WE	○ White
200	770/0BL	● Black
1	SQ770/0WE	○ White - Squre plate
		1 Gang
400	770/1PLWE	○ White
1	SQ770/1PLWE	○ White - Square plate
400	1A770PLWE	○ White - Deep plate
		2 Gang
400	770/2PLWE	○ White - Rectangle plate
1	SQ770/2PLWE	○ White - Square plate
		3 Gang
400	770/3PLWE	○ White - Rectangle plate
		4 Gang
400	770/4PLWE	○ White - Rectangle plate
		Deep plates
1	2/770PLWE	○ White - Deep plate
		Flush caps
100	FLUSHCAPS	○ White
		Intermediate size plates
		1 Gang
1	AL770/11PLWE	○ White - 55mm mounting centres
1	AL770/12PLWE	○ White - 79mm mounting centres
		2 Gang
1	AL770/21PLWE	○ White - 55mm mounting centres
1	AL770/22PLWE	○ White - 79mm mounting centres
		Computer plates 1 Gang
1	770/1D1PLWE	○ White

Aqua Life

Weatherproof Powerpoints and switches

WL787LG

WLC787CG

WL787/54LG

WLF777CG

WLAR920LG

WLFAR920CG

Pack	Cat.Nos	Double Powerpoints 230/240V a.c.
		Double powerpoint 10A IP53 Surface Mount
1	WL777LG	Limestone Grey
1	WL777CG	Cement Grey
		Double powerpoint 10A IP53 Shallow Mount
1	WLF777LG	Limestone Grey
1	WLF777CG	Cement Grey
		Double powerpoint 10A IP53 Surface Mount - 2 sets of terminals Provided with link wires. Terminals are pre-linked
1	WL777/2TLG	Limestone Grey
1	WL777/2TCG	Cement Grey
		Double powerpoint 15A IP53 Surface Mount - 2 sets of terminals Provided with link wires. Terminals are pre-linked
1	WL777/2T/15LG	Limestone Grey
1	WL777/2T/15CG	Cement Grey
		Double powerpoint 10A IP54 Surface Mount
1	WL777/54LG	Limestone Grey
1	WL777/54CG	Cement Grey
		Single Powerpoints 230/240V a.c.
		Single powerpoint 10A IP53 Surface Mount
60	WL787LG	Limestone Grey
60	WL787CG	Cement Grey
		Single powerpoint 10A IP53 Shallow Mount
24	WLF787LG	Limestone Grey
24	WLF787CG	Cement Grey
		Single powerpoint 15A IP53 Surface Mount
60	WL787/15LG	Limestone Grey
60	WL787/15CG	Cement Grey
		Single powerpoint 10A IP53 Surface Mount - Compact size
60	WLC787LG	Limestone Grey
60	WLC787CG	Cement Grey
		Single powerpoint 10A IP54 Surface Mount
24	WL787/54LG	Limestone Grey
24	WL787/54CG	Cement Grey
		Single powerpoint 10A Surface Mount - with USB charger 5A type A+C
24	WL787USBLG	Limestone Grey
24	WL787USBCG	Cement Grey
		Smart Single powerpoint 10A IP53 Surface Mount
1	WL787IOTLG	Limestone Grey
1	WL787IOTCG	Cement Grey

Pack	Cat.Nos	Adaptor for Arteor mechanisms
		2 or 3 module capacity
		Surface mount
1	WLAR920LG	Limestone Grey
1	WLAR920CG	Cement Grey
		Shallow mount
1	WLFAR920LG	Limestone Grey
1	WLFAR920CG	Cement Grey
		Switches IP66 16A/16AX 230/240V a.c. M100 rated
		1 Gang switch Surface mount
1	WL770/1LG	Limestone Grey
1	WL770/1CG	Cement Grey
		1 Gang switch Shallow mount
1	WLF770/1LG	Limestone Grey
1	WLF770/1CG	Cement Grey
		2 Gang switch Surface mount
1	WL770/2LG	Limestone Grey
1	WL770/2CG	Cement Grey
		1 Gang switch Shallow mount
1	WLF770/2LG	Limestone Grey
1	WLF770/2CG	Cement Grey

Whilst most items are stock lines some products are made to order.
Legrand and HPM Wiring Devices should be cleaned with a damp cloth only. Do not use chemicals or detergents.

Aqua Life

Weatherproof switches

42/320

PE170/10

PE170R2

Pack	Cat.Nos	Isolating switches IP56 20A 230/240V a.c.
		Single Pole
24	42/120	○ Mist grey - Plain entries
24	42/120MT	○ Mist grey - Thread entries
		Double Pole
24	42/220	○ Mist grey - 20A plain entries
24	42/220MT	○ Mist grey - 20A thread entries
24	42/235	○ Mist grey - 35A plain entries
24	42/235MT	○ Mist grey - 35A thread entries
		Triple Pole
24	42/320	○ Mist grey - 20A plain entries
24	42/320MT	○ Mist grey - 20A thread entries
24	42/335	○ Mist grey - 35A plain entries
24	42/355	○ Mist grey - 55A plain entries
		Light sensitive switches IP56 10A 3 wire 230/240V a.c. 5-2000 Lux sensitivity
60	PE170/10	● Grey
60	PE170R2	● Grey - with programmable OFF at 30mn steps

Soliroc

Complete units

77893

77894

0 778 95

Suitable for public buildings, unsupervised passageways, car parks, communal areas in buildings
High resistance to IK 10 impacts and humidity
4 fixing points by plugging the plate directly on the wall and 4 blanking plates to be force-mounted on the plate (can only be removed by drilling)
Mechanisms supplied with cover plates, to be equipped with support frames and plates.

Pack	Cat.Nos	Complete products 230/240V a.c.
		1 gang switch 10A IP55
1	77893	● Silver
		Single GPO 10A IP55
1	77894	● Silver
		Double GPO 10A IP55
1	0 778 95	● Silver

Soliroc

Control mechanisms IK 10

77823+77851

77874

778 51

Suitable for public buildings, unsupervised passageways, car parks, communal areas in buildings
High resistance to IK 10 impacts and humidity
4 fixing points by plugging the plate directly on the wall and 4 blanking plates to be force-mounted on the plate (can only be removed by drilling)
Mechanisms supplied with cover plates, to be equipped with support frames and plates.

Pack	Cat.Nos	Switches 10 AX - 230/240V a.c.
1	77811	2-way switch
1	77821	Intermediate switch
1	77812	Illuminated 2-way switch Supplied with lamp Cat.No 0 676 86
1	77814	2-way indicator switch Supplied with lamp Cat.no 0 676 86
1	77822	Double pole switch 20 A
		Push-buttons 6 A - 230 VA - IK 10 - IP 55
1	77841	Two-way push-button NO-NC contact
		Switches 10 AX - 230/240V a.c.
1	77823	Without neutral, 2-wire - 1000 W For controlling 1000 W incandescent and halogen lighting 230 VA, 400 VA ELV halogen fluo lighting For controlling a motor (eg: Ventilation) - 230/240V a.c. Time delay from 25 s to 15 mins
		Keyswitches - IK 10 - IP 54
		To be equipped with European key barrel Cat.No 0 697 95
1	77874	2-position keyswitch 1 contact - 2 poles - 6 A - 230 V Key extracted in central position without changing the status of the contacts (on/off)
1	77875	3-position key-operated push-button Changeover switch with off position - 6 A - 230 V Key extracted in off position

Pack	Cat.Nos	Illuminated sign 230/240V a.c. - IK 10 - IP 55
1	77868	Mechanism incorporating white LEDs and a pivoting window which can take preprinted labels 2 choices of power rating (0.2 W or 1 W)
		Passage lighting - IK 10 - IP 55
1	77867	For lighting a staircase, etc 230/240V a.cA Supplied complete with: - Soliroc plate 5 modules - 1 set of 4 blanking plates that can be removed by drilling Mechanism: screw fixing in flush-mounting boxes, depth 40 mm Supplied with: - 16 white LEDs (2 W) - 1 x 5 modules Batibox support
		Plates - IK 10
1	77851	1-gang plate 110 x 110 mm
1	77852	2-gang plate 110 x 181 mm Horizontal or vertical mounting 71 mm fixing centres
1	77853	3-gang plate 110 x 252 mm Horizontal or vertical mounting 71 mm fixing centres

Energy Saving products

Whilst most items are stock lines some products are made to order.
Legrand and HPM Wiring Devices should be cleaned with a damp cloth only. Do not use chemicals or detergents.

Soliroc

Installation accessories & support


80051

80052

77890

Pack	Cat.Nos	Accessories
		Adaptors for Arteor/Mosaic functions
		Take 2-module Arteor/Mosaic mechanisms (except special surface-mounting type)
1	77884	Adaptor with lockable cover - IP 55 - IK 10
1	77880	Adaptor with cover - IP 55 - IK 10
1	77881	Adaptor without cover - IP 20
		Replacement blanking plugs
5	77896	Can only be removed by drilling Set of 4
		Seals for surface correction
		Made of foam to compensate for unevenness of the wall
1	77885	For 1-gang plate
1	77886	For 2-gang plate
1	77887	For 3-gang plate
		Blanking plate
1	77866	2 modules
		Fixing accessory
1	77883	Fits on Batibox boxes for masonry and concrete, for fixing directly in the wall The Soliroc plate can be fixed onto this accessory with no need for drilling or using plugs in the wall 1-gang, can be joined to create 2-gang
		Foam seals
30	77885	Foam seal for 1 gang plate
20	77886	Foam seal for 2 gang plate
40	77887	Foam seal for 3 gang plate
		Holesaw
20	80067	Holesaw for Batibox 1 to 4 gang with extractor pilot drill with carbide tip
		Supports with site protection
10	80251	For mechanism 2 Modules

Soliroc

Installation accessories

Pack	Cat.Nos Depth 40	Cat.Nos Depth 50	1-gang boxes
			For 1 gang or 2 modules
50		80051	Drilling diameter 67 mm For wiring accessories using screws or claws
			Multi-gang boxes
			For wiring equipment using screws Drilling diameter 67 mm Supplied with 1 removable divider for accommodating extended functions **For 71 mm fixing centres** Compatible with: Arteor, Mosaic, Valena Life/ Allure, Niloé, Kaptika
30		80052	2-gang or 4/5 modules Horizontal or vertical use
30		80053	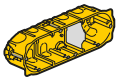 3-gang or 6/8 modules Horizontal or vertical use
30 | 15	0 800 44	0 800 54	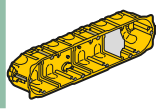 4-gang or 8/10 modules Horizontal or vertical use
			Surface-mounting boxes
			Cannot be used for Cat.Nos 0 778 74/75 Supplied with 4 blanking plugs Take ISO 20 protective conductors
1	77890		1-gang 110 x 110 x 45 mm
1	77892		2-gang 110 x 181 x 45 mm Horizontal or vertical mounting 71 mm fixing centres

Linea - vertical switches 10A with 84mm mounting centres

Dimensions

Cat No. LN770/1

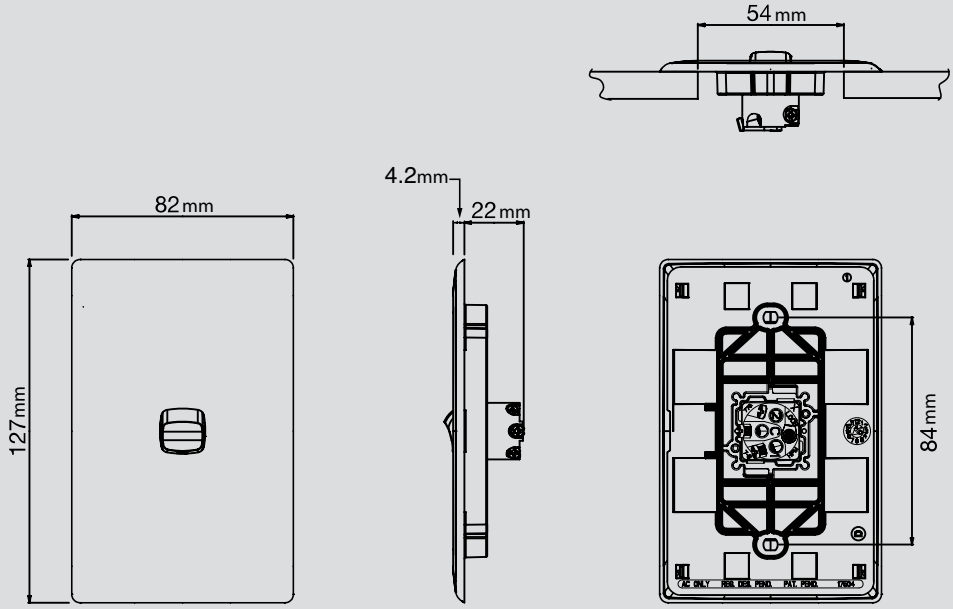

Cat No. LN770/6

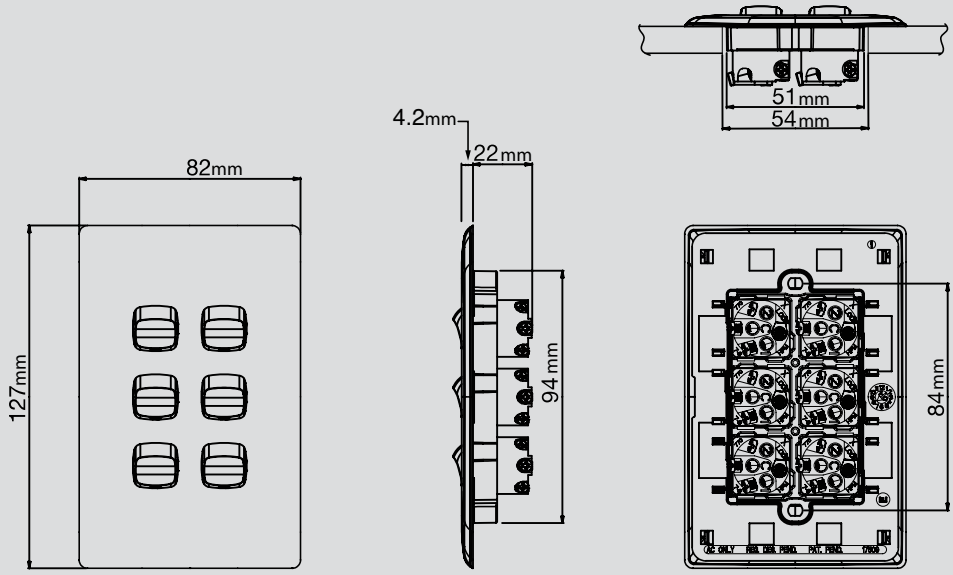

Linea - double powerpoints 10A with 84mm mounting centres

Dimensions

Cat No. LN777

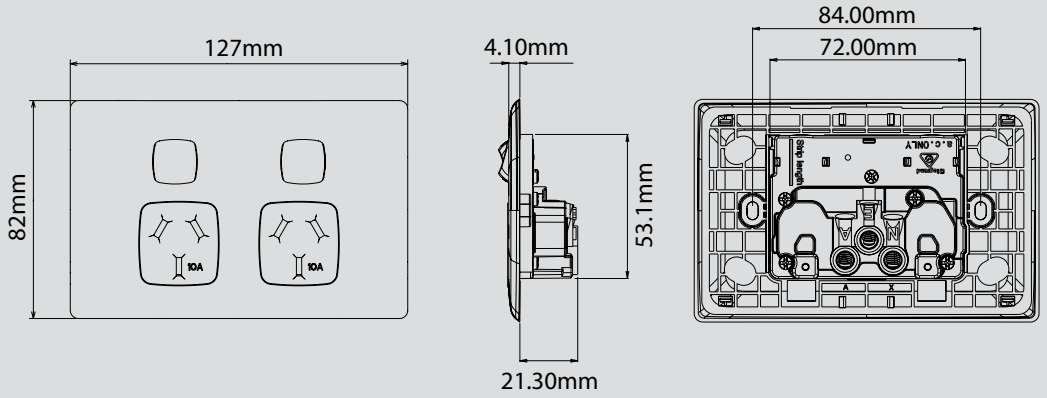

Cat No. LN777A (autoswitch)

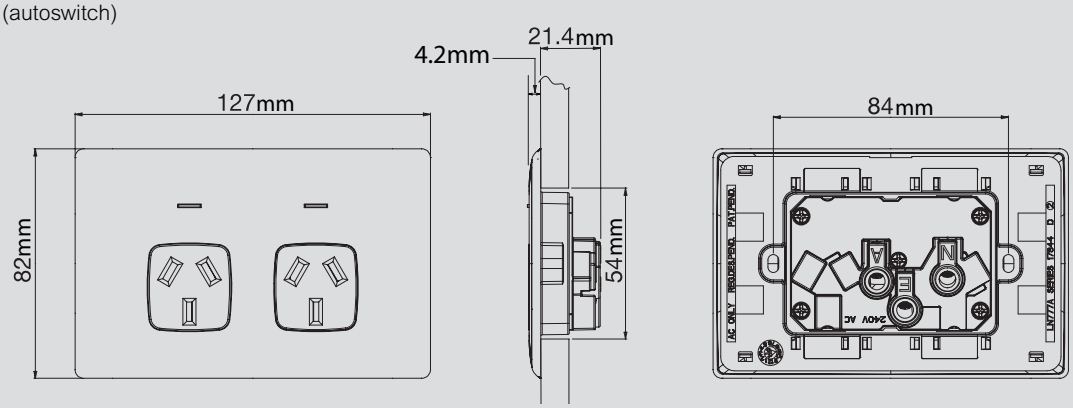

Excel Life - remote control light dimmer

Installation

Cat No. EM2000ERC

The dimmer unit is in a surface mounting enclosure complete with terminal cover. (Size: 100mm W; 45mm H; 190mm L, with Ø4mm mounting holes.) For typical installation examples see Fig 1 to Fig 3.

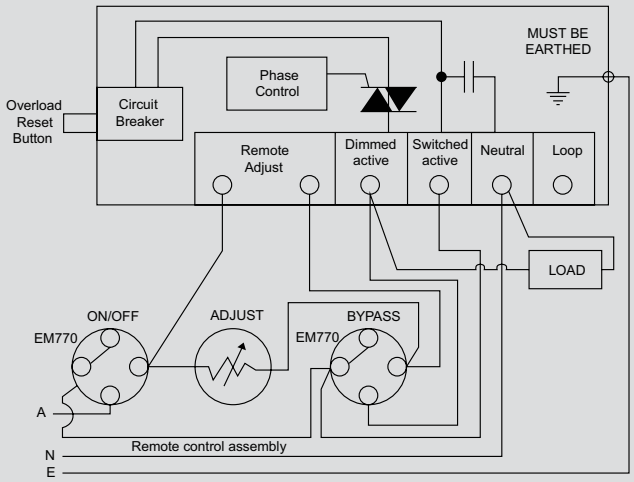

Note: Cat No. EM770 not supplied

Fig 1. One-way wiring diagram with bypass

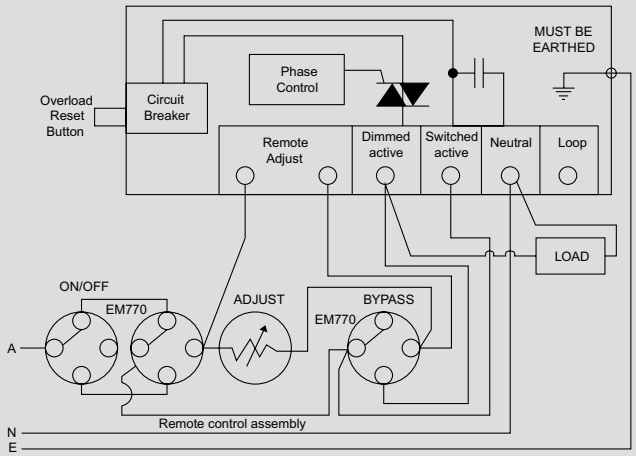

Note: Cat No. EM770 not supplied

Fig 2. Two-way wiring diagram with bypass

Operation

The light level is controlled by the knob. Clockwise rotation increases brightness. The minimum preset is accessible through a small hole on the side of the dimmer unit. This is useful when controlling fluorescent lighting levels to prevent flicker. It is adjusted using a screwdriver, when the remote mounted control is set to minimum brightness.

The circuit breaker on the left hand side can be reset by pushing in the centre button. Before resetting, the cause of the overload should be found.

Globes mounted with base down can produces high current through the dimmer if filaments fall across lead in wires. This does not occur if lamps are mounted normally with base up.

Dimmer units must not be mounted under insulation, and dimmer units mounted in enclosures must be either derated or adequately ventilated. Units must be derated when above their rated temperature up to their limit of 75°C max. Derate 2% for every 1°C above 25°C.

Account must also be taken of adjacent heat producing sources such as other dimmers etc.

This Legrand dimmer has filters for radio frequency interference suppression, but care must still be taken to ensure that wiring between the dimmer and load is distanced from electronic equipment and aerial inputs.

Excel Life - electronic push-button dimmers and time-delay switches

Electronic push-button dimmer EM400A2P technical characteristics

+ 50°C + 0°C 230/240 a.c. 50Hz	1 x 2.5mm² 2 x 1.5mm²	■ Incandescent ■ Halogen	■ Halogen or dimmable LED with electronic transformer ■ Dimmable compact fluorescent ■ Dimmable LED without transformer		■ Halogen with wirebound transformer	Fluorescent tube	Fan motor
			Max Power	Max number of transformers[1]			
Max load	1 dimmer per plate	350W	350VA	8	×	×	×
	2 dimmers per plate	300W	300VA	8	×	×	×
	3 or more dimmers per plate	250W	250VA	8	×	×	×

Note:
1. In the case of dimmable compact florescent or dimmable LED without transformer, this is the maximum number of lamps.
2. Where both max power and max number of transformers/lamps are specified, both conditions must be satisfied.
3. When used in ambient temperatures greater than 25ºC, the dimmer must be de-rated by 10% for every increase of 5ºC.
4. This product is not compatible with all dimmable LED's and should be bench tested prior to installation.
5. Minimum load = 1 dimmable LED lamp, or 10VA for other suitable load types

Electronic push-button dimmer EM400A3P technical characteristics

+ 50°C + 0°C 230/240 a.c. 50Hz	1 x 2.5mm² 2 x 1.5mm²	■ Incandescent ■ Halogen	■ Halogen or dimmable LED with electronic transformer ■ Dimmable compact fluorescent ■ Dimmable LED without transformer		■ Halogen or dimmable LED with wirewound transformer[2]		Fluorescent tube	Fan motor
			Max Power	Max number of transformers[1]	Max Power	Max number of transformers		
Max load	1 dimmer per plate	350W	350VA	8	300VA	6	×	×
	2 dimmers per plate	350W	350VA	8	250VA	6	×	×
	3 or more dimmers per plate	300W	300VA	8	200VA	6	×	×

Minimum load = 3VA for all load types
Note: This product is not compatible with all dimmable LED's and should be bench tested prior to installation

Electronic push-button time-delay EM802TD/EM803TD technical characteristics

+ 50°C + 0°C 230/240 a.c. 50Hz	1 x 2.5mm² 2 x 1.5mm²	Incandescent	Halogen	Fluorescent tube	Wirewound transformer	Electronic transformer	Compact fluorescent	LED	Fan motor
Max load (802TD)		400W	400W	400VA*	×	400VA	400VA	400VA	×
Max load (803TD)		1200W	1200W	500VA	500VA	500VA	500VA	500VA	500VA

Minimum load = 10VA for all load types
* Electronic ballast only

Wiring EM802TD

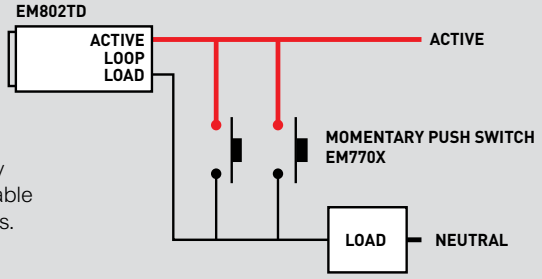

■ Connect optional Momentary Push Switches (EM770X) to enable switching from multiple locations.

Important:
An unlimited number of EM770XWE can be connected to an EM802TD. However, the total length of the load wire used to interconnect all of the EM770XWE should not exceed 50 metres.

Note:
For other technical details please refer to the installation instructions of each device.

Load compatibility disclaimer:
Although significant efforts have been made to ensure dimmers are compatible with a large variety of drivers (CFL, LEDs), it is not possible to guarantee 100% compatibility with all devices.

Excel Life - rotary dimmers

Rotary dimmers - EM250TR/EM400TR/EM700TR technical characteristics

Load Type		Minimum Load	Maximum Load		
			EM250TR	EM400TR	EM700TR
Dimmable LED Lamps	■ DLI70 Downlights	1 Lamp	11 Lamps	16 Lamps	28 Lamps
	■ AZA+, DLI90, DLI110, DLI125 & DLI150 Downlights ■ R80 Dimmable Globe	1 Lamp	8 Lamps	12 Lamps	21 Lamps
	■ DLS, Dalia, Azalea & Freesia Downlights ■ Luna Panel Lights ■ Calla Step Lights ■ Zinnia Starlights	1 Lamp	5 Lamps	8 Lamps	14 Lamps
	■ All other models (See Note1)	1 Lamp	5 Lamps or 250VA (whichever is smaller)	8 Lamps or 400VA (whichever is smaller)	14 Lamps or 700VA (whichever is smaller)
■ **Incandescent Lamps** ■ **Halogen Lamps** ■ **Electronic Transformers**		10VA	250VA	400VA	700VA
■ **Fluorescent Lamps** ■ **Wirewound Transformers** ■ **Fan Motors**		Not suitable			

WARNING - DO NOT MEGGER THIS PRODUCT

Note

1. Not compatible with all dimmable LEDs. Bench test prior to installation. Dimming range may be reduced with some models.
2. When multiple dimmers are installed on the same switch plate, each dimmer must be de-rated by 10% for each additional dimmer.
3. When used in ambient temperatures greater than 25°C, the dimmer must be de-rated by 10% for every increase of 5°C.

Wiring for rotary dimmers

One-way wiring diagram

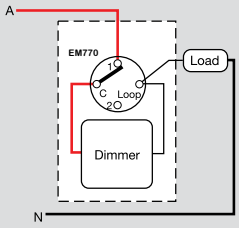

Two-way wiring diagram

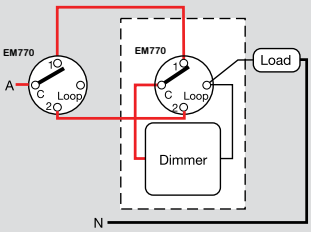

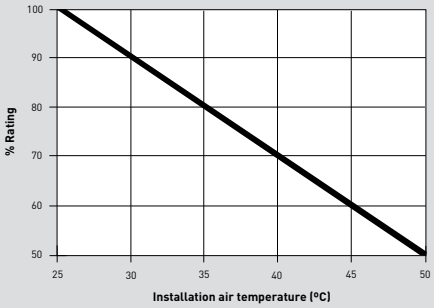

Important:
When used in ambient temperatures greater than 25°C, the dimmer must be de-rated according to the following chart.

Excel Life - mechanical switch mechanism wiring diagrams

1 & 2 Way (SPDT) EM770 Series 240V a.c.

Cat. No.	Legend	Loop	Amp Rating	Body Colour
EM770 / EM770RD	SPDT	1L	16A/16AX	Black
EM770/20 / EM770/20RD	SPDT	1L	20A/20AX	Black

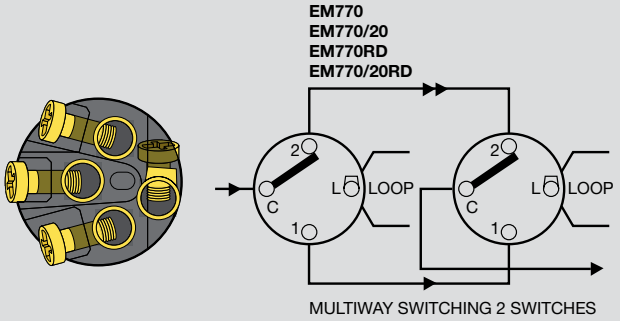

1 Way (SPST) EM770 Series 240V a.c.

Cat. No.	Legend	Loop	Amp Rating	Body Colour
EM770/25	SPST	1L	25A/20AX	Grey
EM770/32	SPST	1L	32A/20AX	Grey

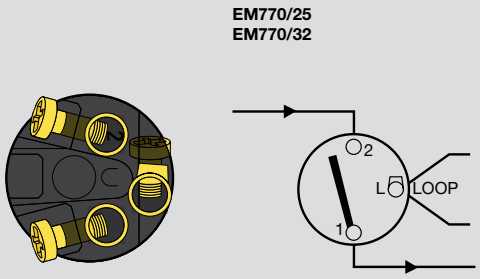

Double Pole (DPST) EM770DP Series 240V a.c.

Cat. No.	Legend	Loop	Amp Rating	Body Colour
EM770DP / EM770DPRD	DPST	0L	16A/10AX	Blue
EM770/20DP	DPST	0L	20A/10AX	Blue

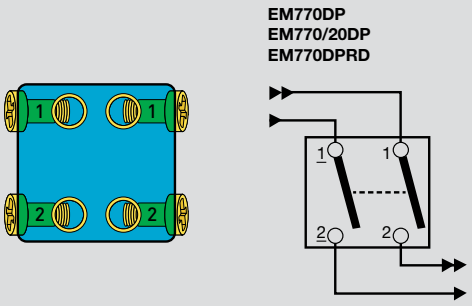

Duo Series 2 x 1 Way (2 x SPST) 240V a.c.

Cat. No.	Legend	Loop	Amp Rating	Body Colour
EM770DUO	2xSPST	0L	16A/10AX	White

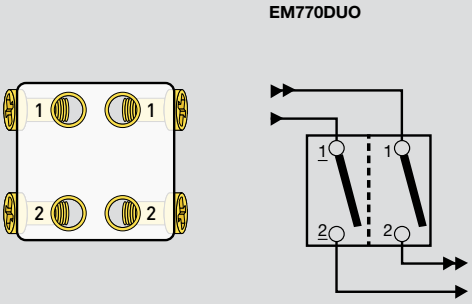

Intermediate (DPXT - Crossover) EM770I Series 240V a.c.

Cat. No.	Legend	Loop	Amp Rating	Body Colour
EM770IM	DPXT	0L	16A	Red

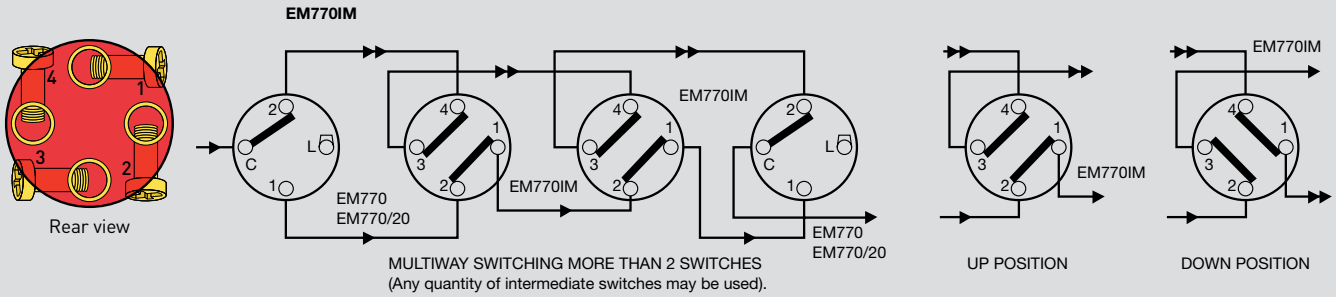

Excel Life - mechanical switch mechanism wiring diagrams

KeyTag - 1 Way (SPST) EM770/20KT

Cat. No.	Legend	Loop	Amp Rating	Motor Rating	Body Colour
EM770/20KT	SPST	1L	20A	M80	Black



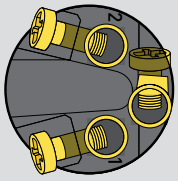

Rear view EM770/20KT

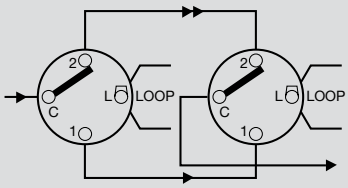

MULTIWAY SWITCHING 2 SWITCHES

Keylock Switch Assembly - 1 & 2 Way (SPDT) 770 Series 240V a.c.

Cat. No.	Legend	Loop	Amp Rating	Motor Rating	Body Colour
EM820KLO	SPDT	1L	20A	M80	Black
EM820KLI	SPDT	1L	20A	M80	Black
EM820KLIO	SPDT	1L	20A	M80	Black

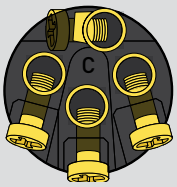

Rear view EM820KL

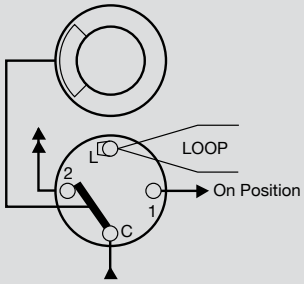

Colour code (Position in which key can be removed).

WHITE – OFF (O)
GREY – ON (I)
BEIGE – ON (I) and OFF (O)

Legend

SPST = single pole, single throw
SPDT = single pole, double throw
DPDT = double pole, double throw
DPST = double pole, single throw
DPXT = double pole cross-over
NC = normally closed
NO = normally opened
L = Loop

Using X Rating

Excel Life series switches marked with an 'X' are suitable for fluorescent installations up to the switch rating.

Push-Buttons (Bell Push) Single Pole - Normally Open EM770X Series 240V a.c.

Cat. No.	Legend	Loop	Amp Rating	Body Colour
EM770X	SPST-NO	0	16A	White

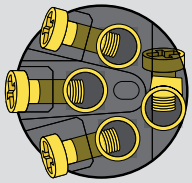

Rear view EM770X

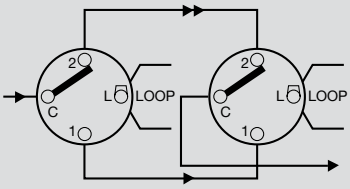

MULTIWAY SWITCHING 2 SWITCHES

Excel Life - electronic push-button switch mechanism wiring diagrams

Electronic push-button switch wiring diagram EM883WE

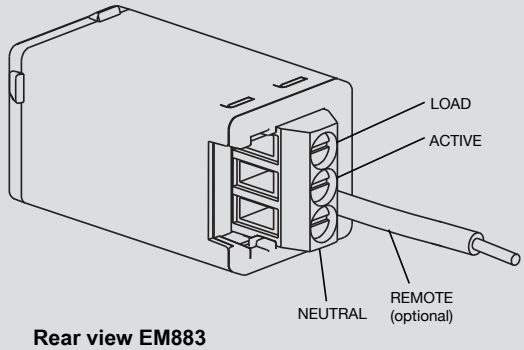

Rear view EM883

- Connect optional Secondary Control Buttons (EM800SLAVE) to enable switching from multiple locations.

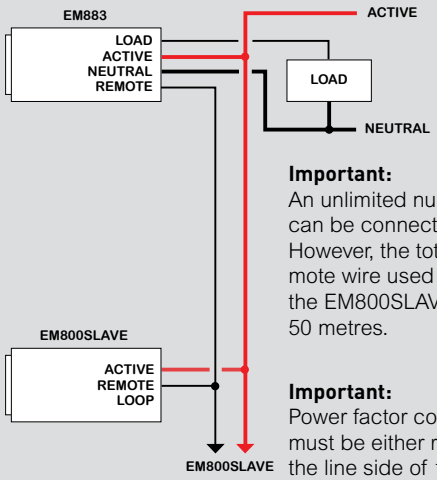

Important:
An unlimited number of EM800SLAVE can be connected to an EM883. However, the total length of the remote wire used to interconnect all of the EM800SLAVE should not exceed 50 metres.

Important:
Power factor correction capacitors must be either removed or placed on the line side of the electronic push button switch.

Technical characteristics

		Incandescent	Halogen	Fluorescent tube	Wirewound transformer	Electronic transformer	Compact fluorescent	LED	Fan motor
+ 50°C + 0°C 230/240 a.c. 50Hz	1 x 2.5mm² 2 x 1.5mm²								
Max load		1200W	1200W	500VA	500VA	500VA	500VA	500VA	500VA

MINIMUM LOAD = 10VA FOR ALL LOAD TYPES

LED Indicator

- The colour of the LED indicator can be either red or blue. In addition, when the switch is off the LED indicator can either glow faintly or be off completely. The four possible modes are in the table on the right.
- To change between modes, press and hold the push-button for at least 10 seconds. This will select the next mode in the sequence above.

Mode	Status of LED indicator	
	Switch on	Switch off
1	Bright Red	Faint Red
2	Bright Blue	Faint Blue
3	Bright Red	Off
4	Bright Blue	Off

Excel Life - rotary switch

Installation

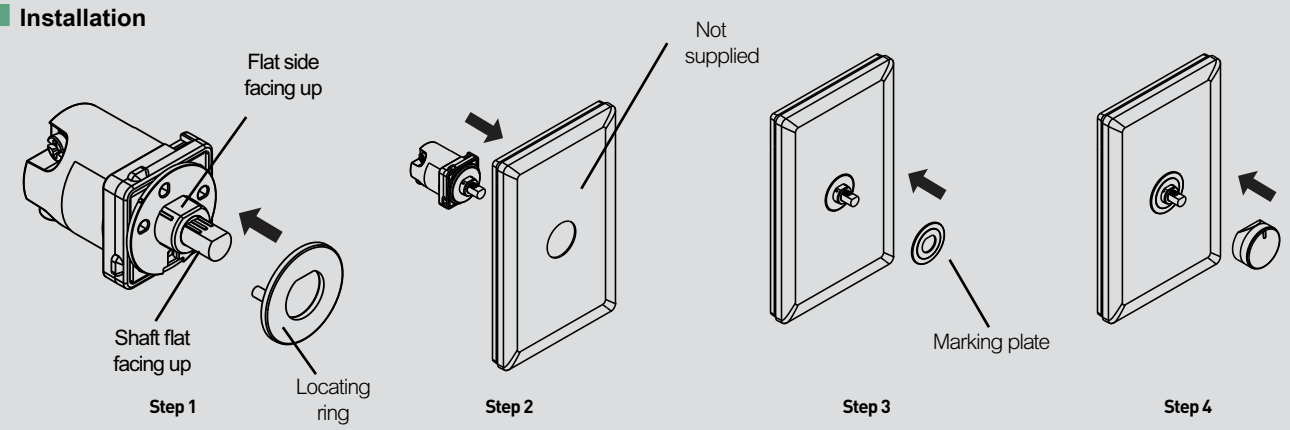

Rotation ring options

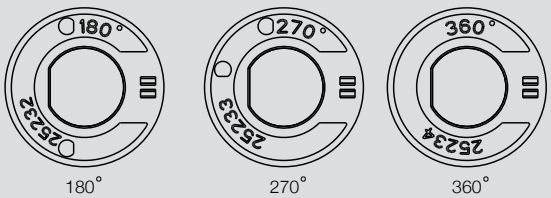

Marking plate options

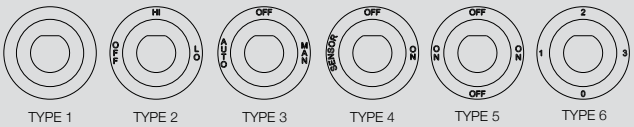

Wiring for 360º rotation

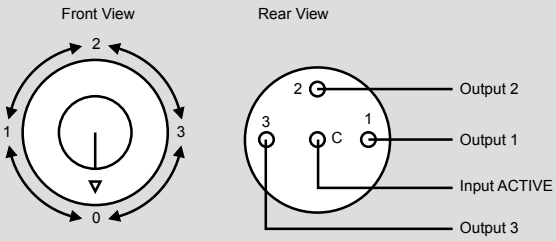

Select one of the following wiring options:				
POSITION				WIRING
0	1	2	3	
OFF	ON	ON	ON	Connect All Terminals
OFF	ON	OFF	ON	Do Not Connect Terminal 2

Wiring for 270º rotation

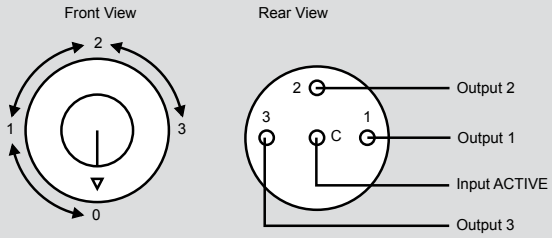

Select one of the following wiring options:				
POSITION				WIRING
0	1	2	3	
OFF	ON	ON	ON	Connect All Terminals

Wiring for 180º rotation

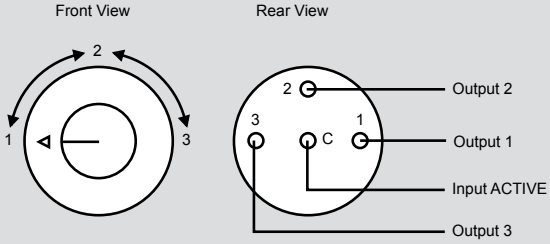

Select one of the following wiring options:			
POSITION			WIRING
1	2	3	
ON	ON	ON	Connect All Terminals
ON	OFF	ON	Do Not Connect Terminal 2
OFF	ON	ON	Do Not Connect Terminal 1
ON	ON	OFF	Do Not Connect Terminal 3

Excel Life - illuminated LED ring kits and LED Power Supplied/Power available indicator kits

Installation EM770LED - LED 770 illumination kit

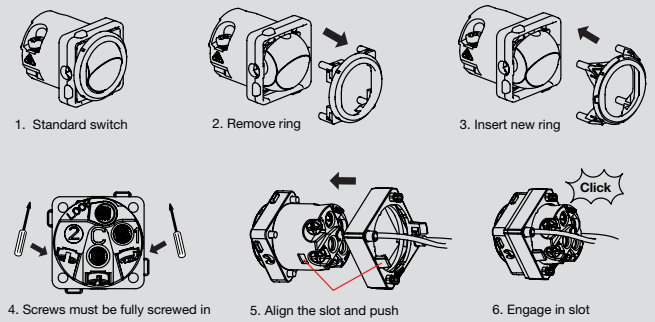

Wiring

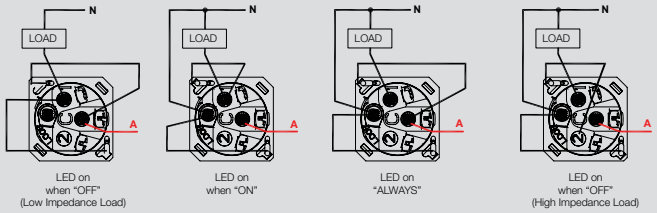

Note: Low Impedance Load examples include incandescent, halogen, resistive loads
High Impedance Load examples include CFL's, LED globes

Wiring

Wire/lead marking	LED N	LED L	LED R	LED	A
EMPAPS2	Neutral	Switched Active (LHS)	Switched Active (RHS)		Active
EMPAPS1	Neutral			Switched active	Active
EMPA	Neutral				Active
EMPS2	Neutral	Switched Active (LHS)	Switched Active RHS)		
EMPS1	Neutral			Switched active	
EM803LED (power available)++	Neutral				Active
EM803LED (power supplied)	Neutral				Switched active
EM803LED (power available without neutral)**	Switched active				Active

++ = In this mode the LED indicator will be ON whenever there is power available to the product.

** = In this mode the LED indicator will only be ON whenever the associated switch/socket is OFF. The current required to light the indicator when the switch is ON will be bled through the load.

LED Power Available/Power Supplied indicator kits EMPAPS2, EMPAPS1, EMPA, EMPS1, EMPS2, EM803LED

Features

- Voltage: 230/240 a.c.
- Frequency: 50Hz
- Current: 1.2mA per indicator
- Operating temperature: -5°C to +50°C
- Storage temperature: -10°C to +70°C
- Resistant to the following agents: Hexane, methylated spirits, soapy water, diluted ammonia, diluted pure bleach (10%), glass cleaning substance, pre-impregnated wipes, diluted hydrogen peroxide
- Not resistant to the following agents: Acetone, tar remover, trichloroethylene

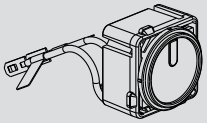

EMPA
EMPS1
EM803LED

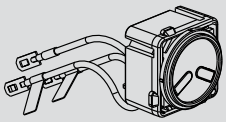

EMPAPS1
EMPS2

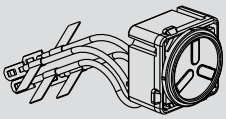

EMPAPS2

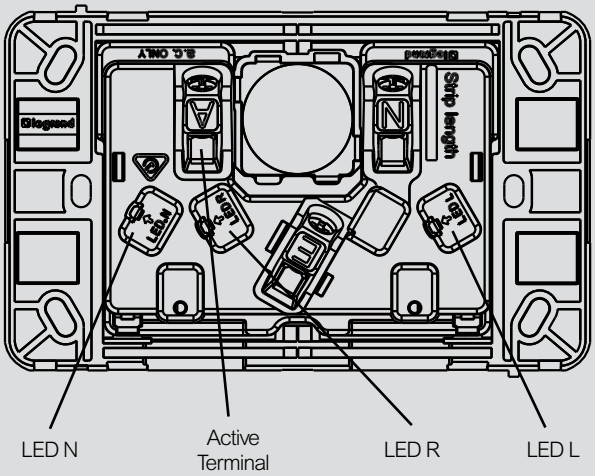

Example: EMPAPS2

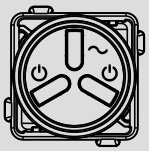

'~' = Power available (Amber)
'⏻' = Power supplied (Red)

LED Power Available/Power Supplied indicator kits EMPAPS2, EMPAPS1, EMPA, EMPS1, EMPS2, EM803LED

LED Power Available/Power Supplied indicator kits

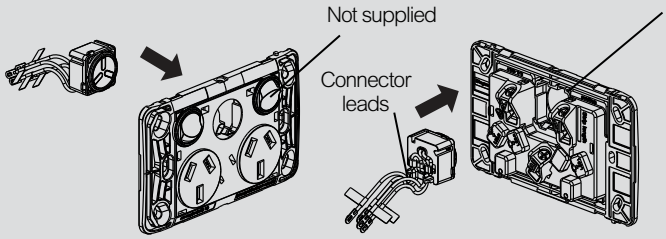

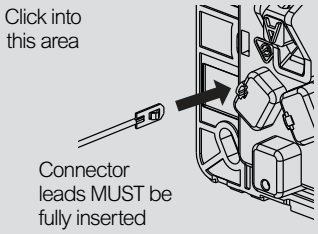

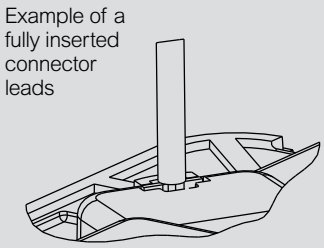

Excel Life - shutter, blind, curtain control

Wiring

Push-button switch (Cat No EC919)

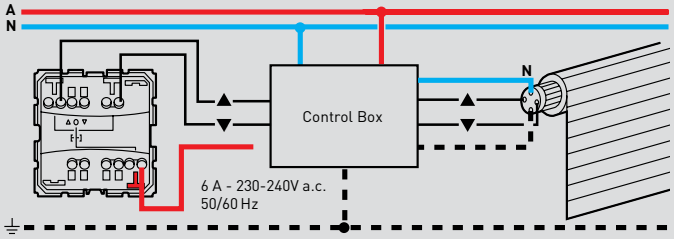

Push-button switch (Cat No EC920)

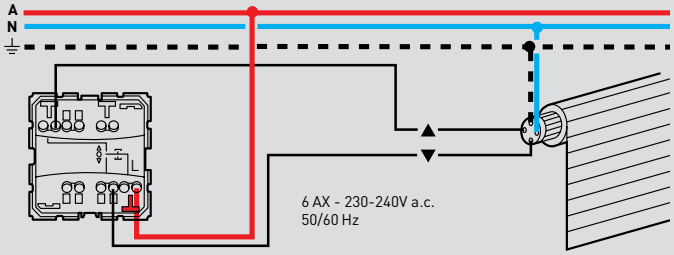

Excel Life - plates and cut-out dimensions

Dedicated plate series dimensions

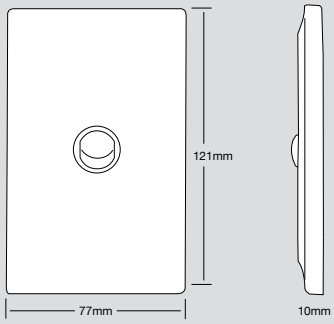

Maximum cut-out dimensions

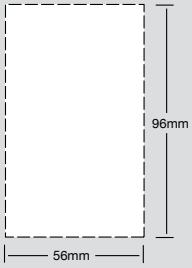

Common plate series dimensions

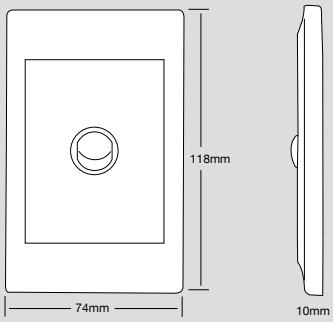

Maximum cut-out dimensions

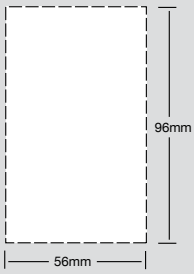

Excel Life - powerpoint installation details

Hard Surfaces Installations

Double powerpoint 10A

Assembly

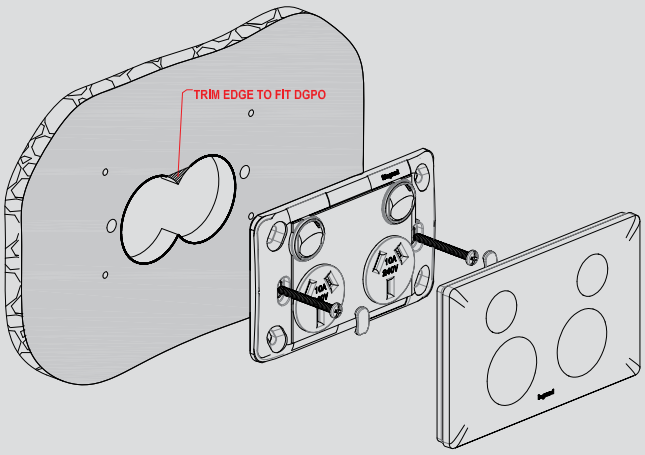

Cut-out dimensions

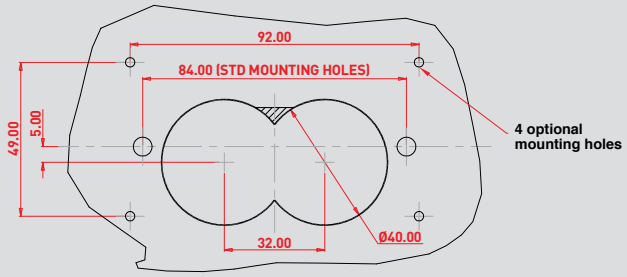

CUT-OUT for TIMBER (with Ø40 hole saw)

Product dimensions

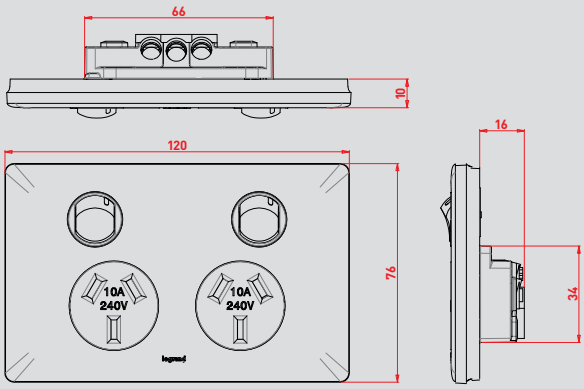

Single powerpoint 10A

Assembly

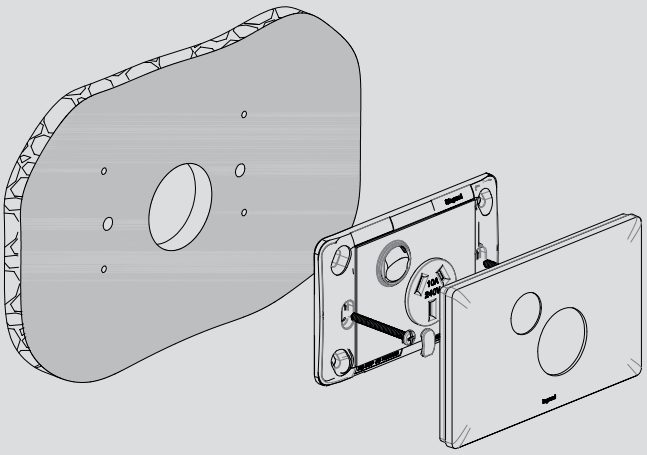

Cut-out dimensions

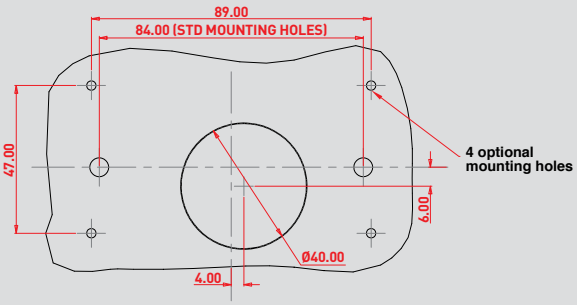

CUT-OUT for TIMBER (with Ø40 hole saw)

Product dimensions

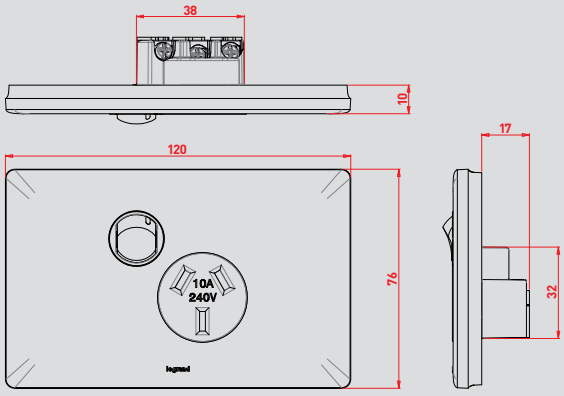

Note:
Cut-out dimensions for other devices are 96mm x 56mm

Excel Life - USB chargers installation details

Installation in plasterboard – USB Powerpoint

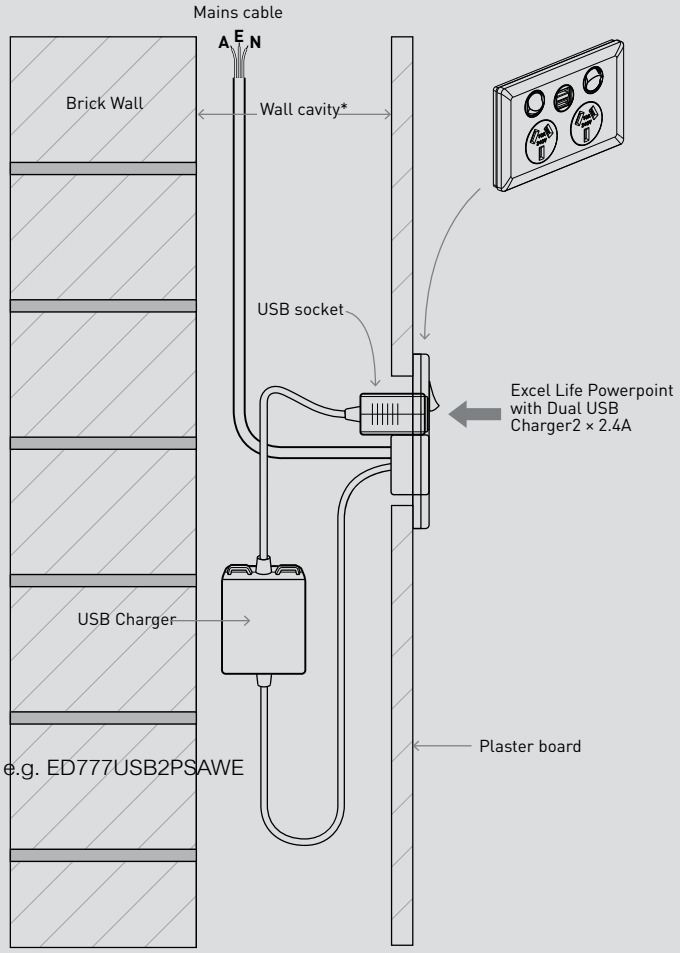

Excel - dimmers

Specification table

Cat No.	Type	Maximum load	Minimum load	Incandescent	240V linear halogen	LED*	GU10 240V halogen downlights	Low voltage halogen with wirewound (Iron Core) transformers*	Low voltage halogen with electronic transformers	Ceiling fan
XL250T	Trailing edge	250VA	10VA	✓	✓	✓	×	×	✓	×
XL400T	Trailing edge	400VA	10VA	✓	✓	✓	×	×	✓	×
XL700T	Trailing edge	700VA	10VA	✓	✓	✓	×	×	✓	×
XL1000T	Trailing edge	1000VA	10VA	✓	✓	✓	×	×	✓	×

*Not compatible with all dimmable LEDs and should be bench tested prior to installation

Remote mounted dimmers

Cat No.	Type	Maximum load	Minimum load	Incandescent	240V linear halogen	GU10 240V halogen downlights	Low voltage halogen with wirewound (Iron Core) transformers*	Low voltage halogen with electronic transformers	Ceiling fan
XL1000ERC	Leading edge	1000VA	75VA	✓	✓	×	✓	See note	✓
XL2000ERC	Leading edge	2000VA	75VA	✓	✓	×	✓	See note	✓

* When using wirewound transformers, ensure the transformers are marked “suitable for dimming” and derate the dimmer by 20%.

Excel - dimmers and fan controllers

Wiring diagrams

One-way switching with dimmer

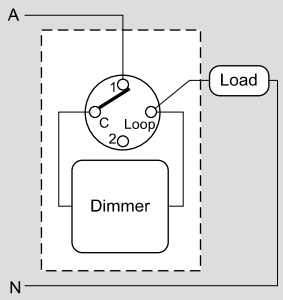

Two-way switching with dimmer

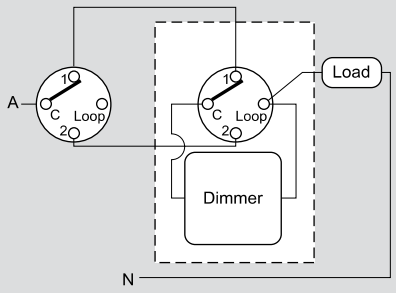

Cat Nos. XL1000ERC and XL2000ERC

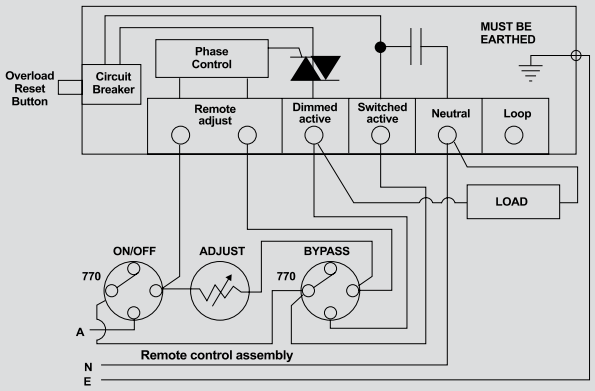

Dimensions

Cat No. XL475/2

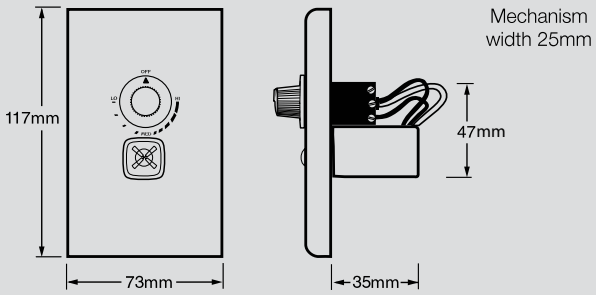

Cat No. XL300F

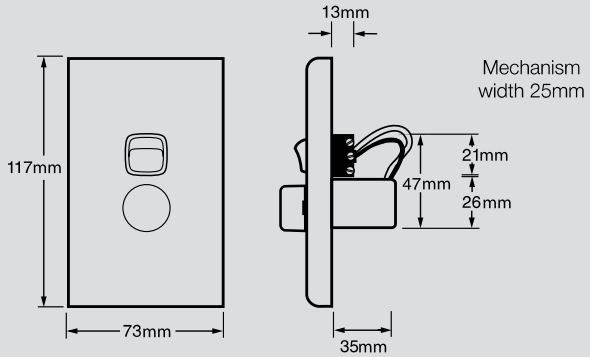

Cat Nos. XL250T, XL400T

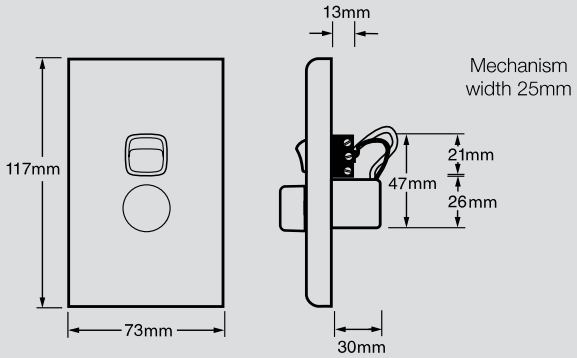

Dimensions

Cat No. XL650ET

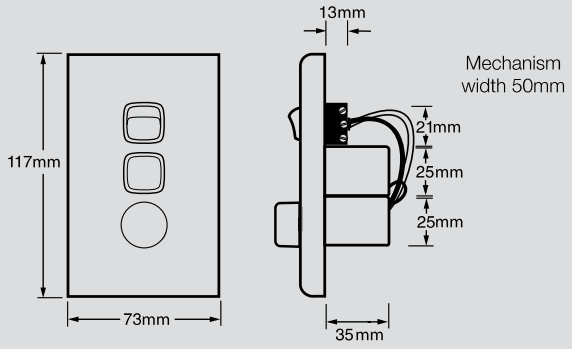

Cat Nos. XL700T

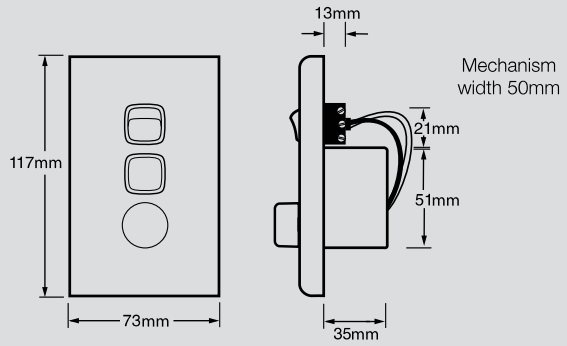

Cat Nos. XL1000T

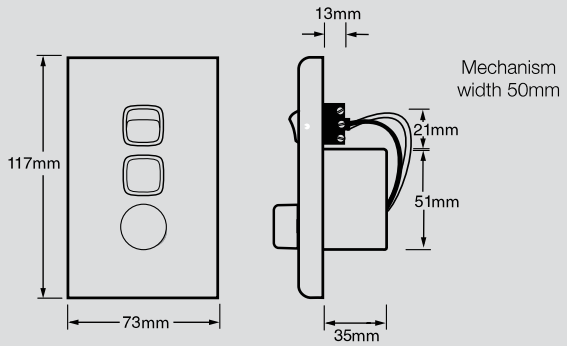

Cat Nos. XL1000ERC, XL2000ERC

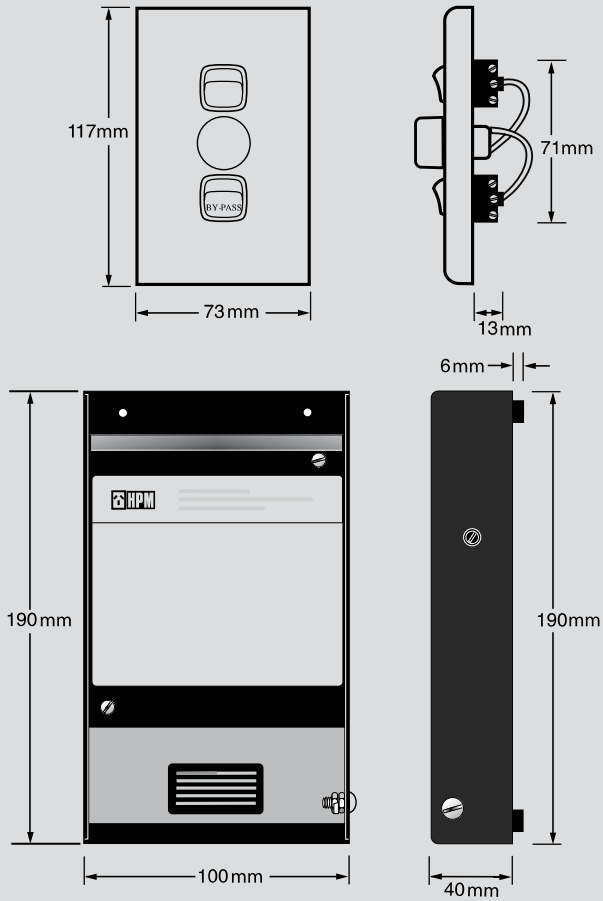

Excel - powerpoints with 84mm mounting centres

Dimensions

Cat No. XL787

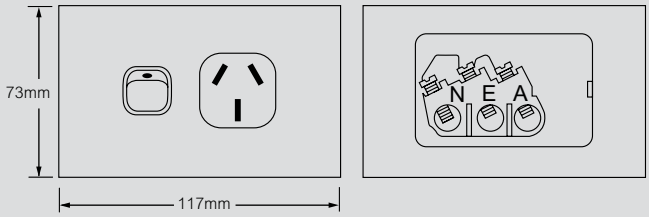

Cat No. XL787/20

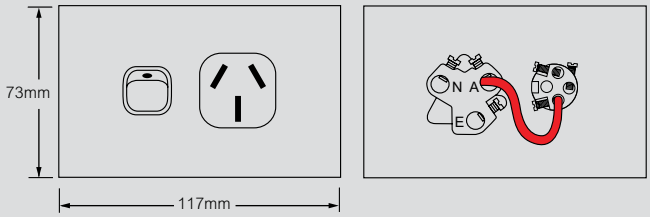

Cat No. XL787/25

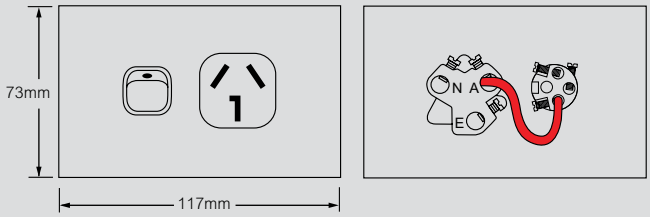

Cat No. XL787/32

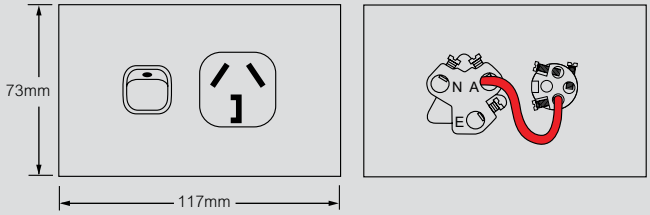

Cat No. XL787X

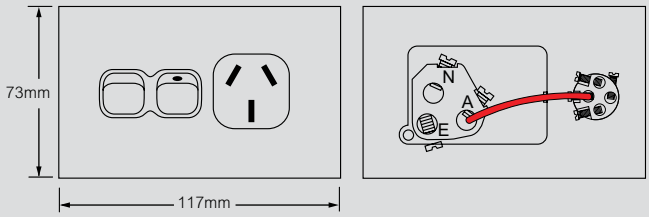

Cat No. XL787/2X

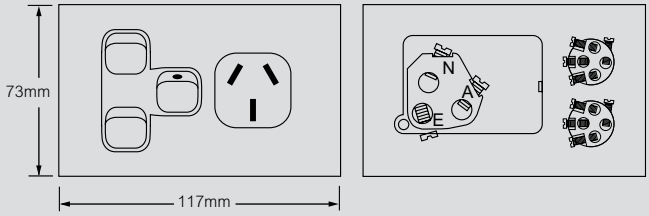

Cat No. XLV787

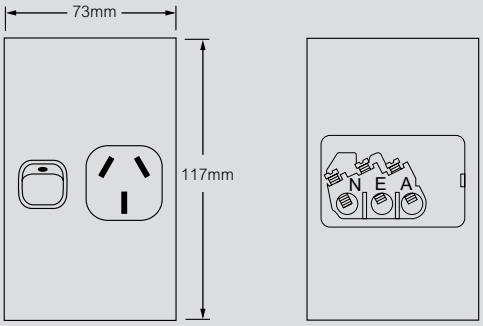

Cat No. XLV787X

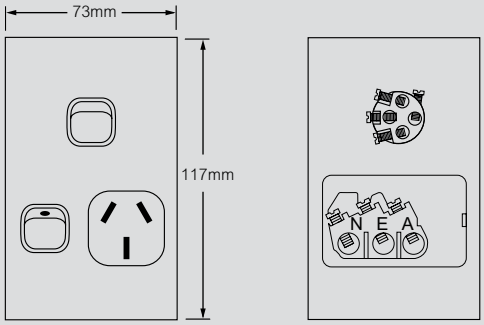

Cat No. XLV787/2X

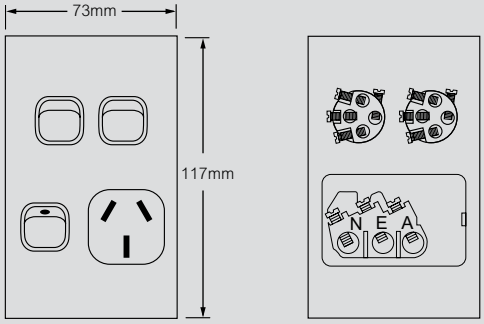

Cat No. XL777

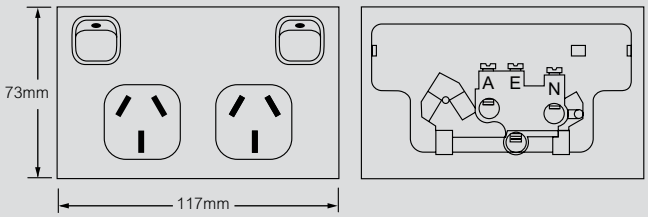

Cat No. XL777X

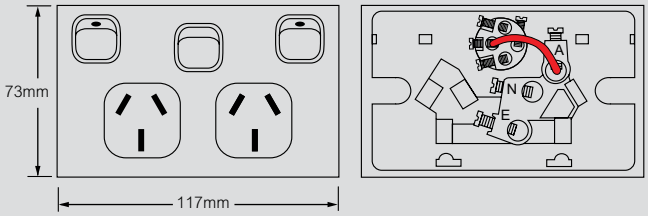

Cat No. XLV777

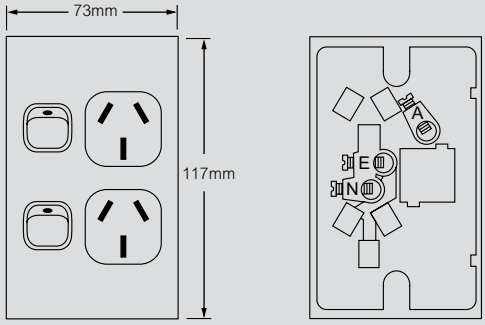

Excel - powerpoints with 84mm mounting centres

Dimensions

Cat No. XLV777X

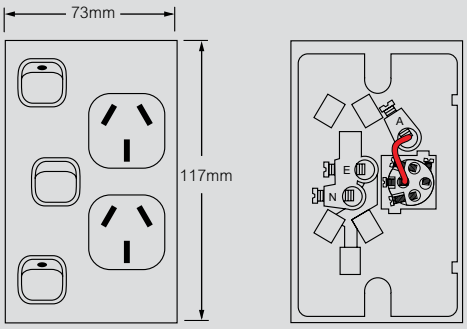

Cat No. XL777EL10

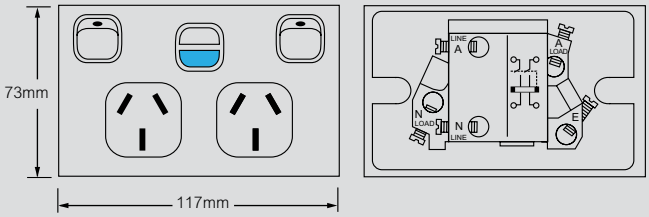

Cat No. XL777EL30

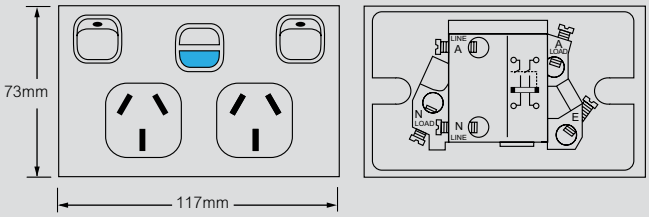

Cat No. XL787B

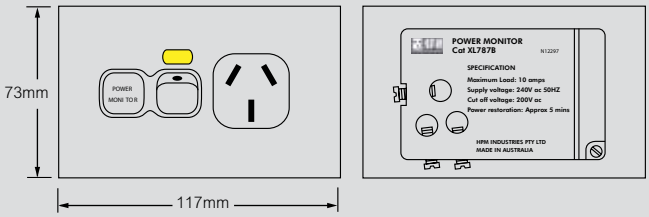

Cat No. XL777PA

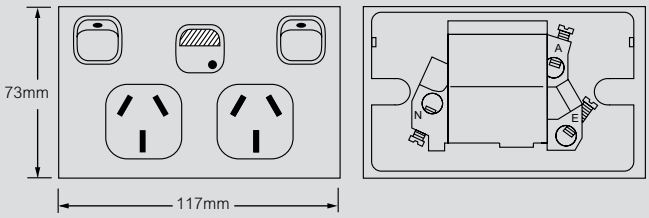

Excel - time-delay switches

Specification table

Cat No.	Maximum load	Neutral required	Mode of operation	Normally open/ closed	Remote control	Timing range
XLTD770/1	600VA	No	Re-trigger	Normally open	Yes	1, 3 and 10 min
XLTX770/1	2400VA	Yes	Re-trigger	Normally open	Yes	1 sec - 239 hrs
XLTX770/2	2400VA	Yes	Toggle	Normally open	Yes	1 sec - 239 hrs
XLTX770/3	2400VA	Yes	Repeat cycle	Normally open	Yes	15 sec - 24 hrs cycle
XLTX770/1A	2400VA	No	Re-trigger	Normally open	Yes	1 sec - 239 hrs
XLTX770/2A	2400VA	No	Toggle	Normally open	Yes	1 sec - 239 hrs
XLTX770/1NC	2400VA	Yes	Re-trigger	Normally closed	Yes	1 sec - 239 hrs
XLTX770/2NC	2400VA	Yes	Toggle	Normally closed	Yes	1 sec - 239 hrs

- Retrigger means that a button press during the timing cycle will restart the timing cycle.
- Toggle means that a button press during the timing cycle will stop the timing cycle.
- Fan delay means that the fan remains on for a certain period after the light is turned off. A light must be connected for the unit to operate.

Information

Some HPM time-delay switches may have compatibility issues with some types of compact fluorescent lamp or electronic ballast when the load is small. This may cause the lamp to flicker slightly in the off state. It can be overcome by increasing the size of the load, or by connecting a resistive load in parallel. For more information, please contact Legrand Australia Technical Support on 1300 369 777

Wiring diagrams

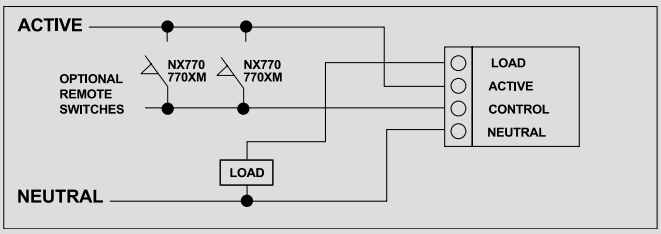

Example application with remote switches.

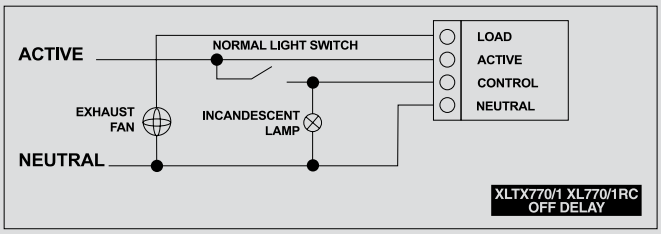

A fan runs for a certain period after light switch is turned off.

Excel Life Medical

Wall boxes and coverplates

Wall Box Dimensions

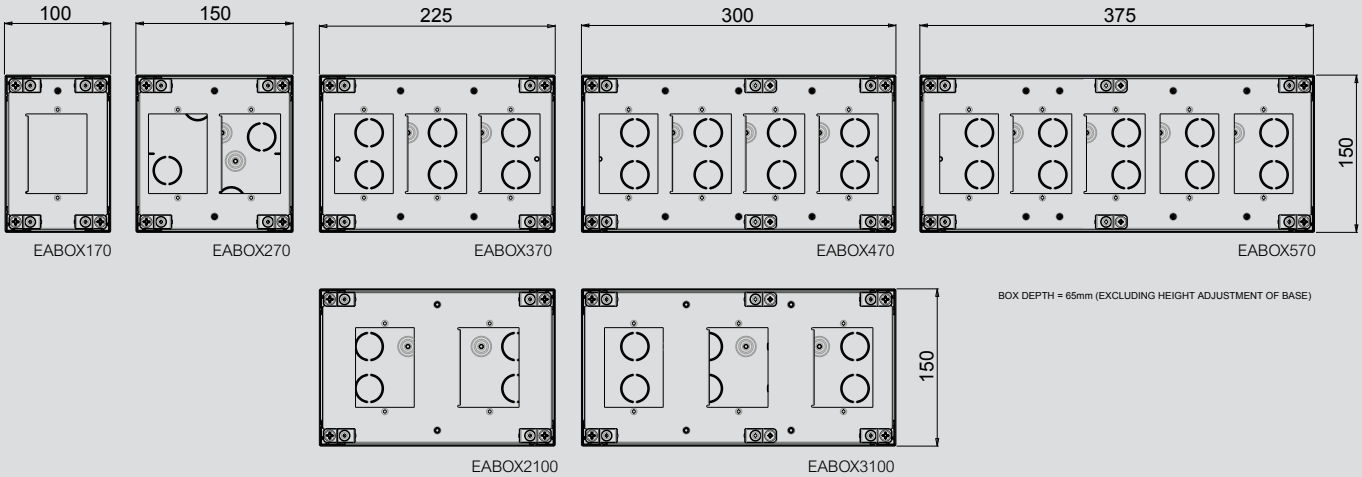

BOX DEPTH = 65mm (EXCLUDING HEIGHT ADJUSTMENT OF BASE)

Stainless Steel Coverplate Dimensions

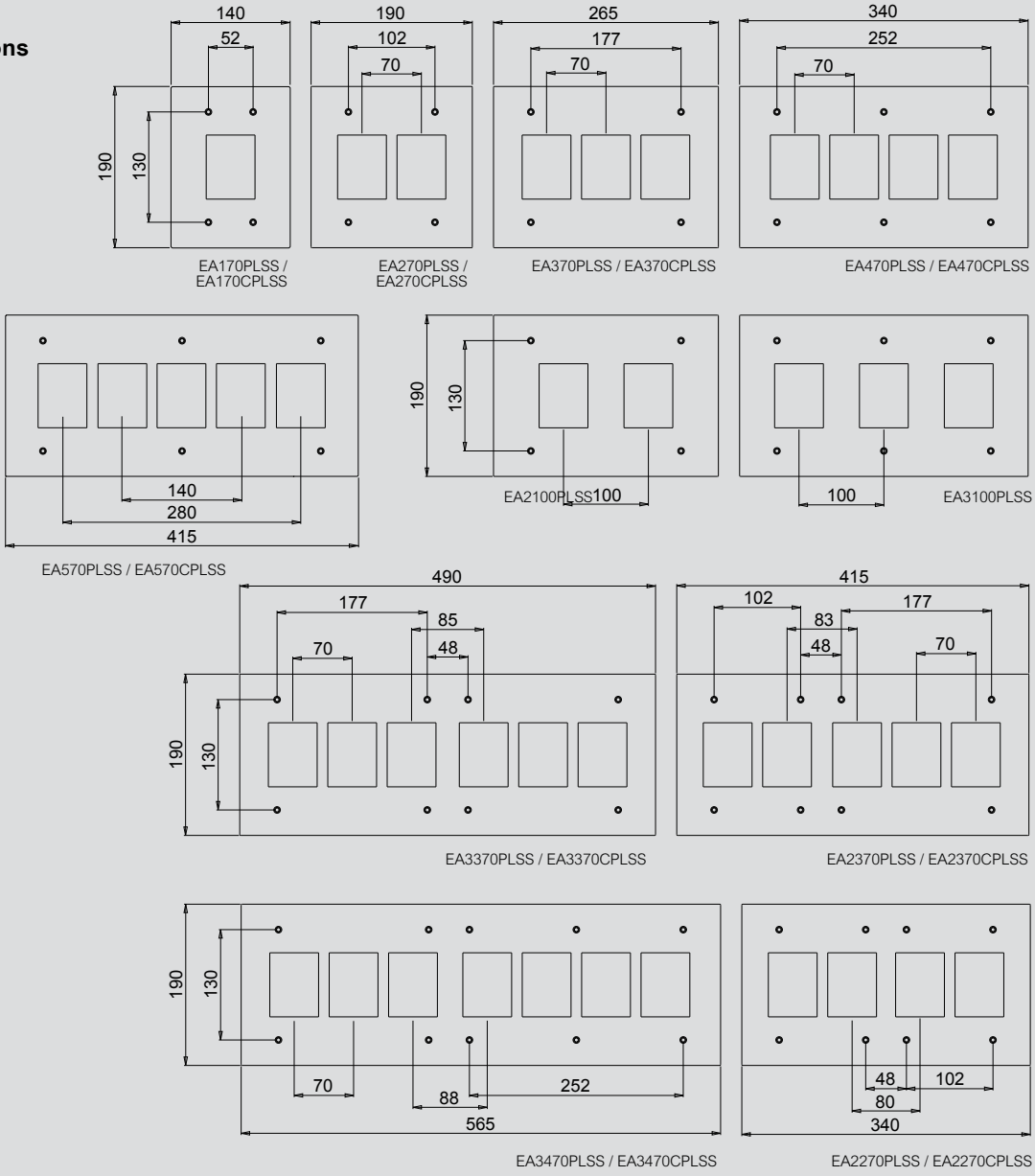

Standard - time-delay switches

Specification table

Cat No.	Maximum load	Neutral required	Mode of operation	Normally open/ closed	Remote control	Timing range
TX770/1RC	2400VA	Yes	Retrigger	Normally open	Yes	1 sec - 239 hrs
TX770/2RC	2400VA	Yes	Toggle	Normally open	Yes	1 sec - 239 hrs

- Retrigger means that a button press during the timing cycle will restart the timing cycle.
- Toggle means that a button press during the timing cycle will stop the timing cycle.
- Fan delay means that the fan remains on for a certain period after the light is turned off. A light must be connected for the unit to operate.

Information

Some HPM time-delay switches may have compatibility issues with some types of compact fluorescent lamp or electronic ballast when the load is small. This may cause the lamp to flicker slightly in the off state. It can be overcome by increasing the size of the load, or by connecting a resistive load in parallel. For more information, please contact Legrand Australia Technical Support on 1300 369 777

Wiring diagrams

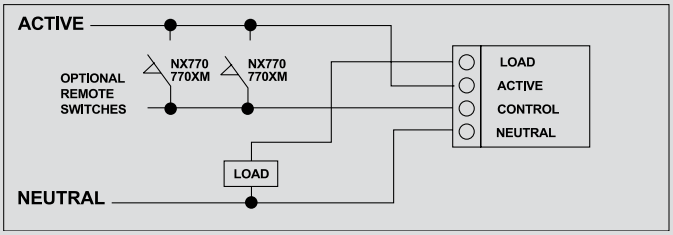

Example application with remote switches.

Standard - heavy-duty switch and powerpoints with 84mm mounting centres

Mounting centres: 84mm

Cat No. F1036P

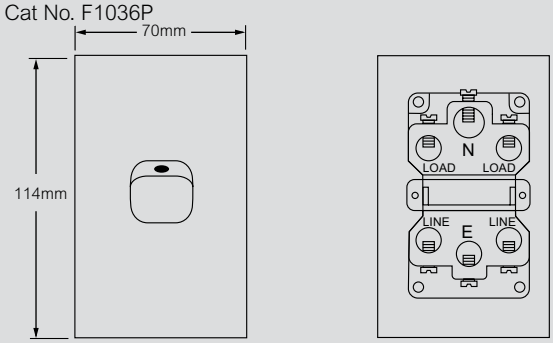

Cat No. 787

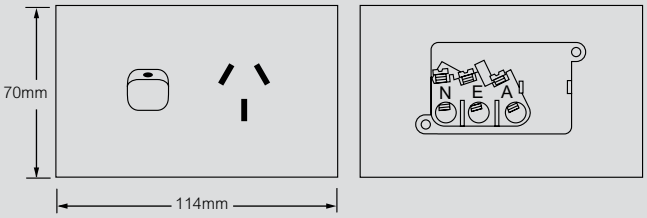

Cat No. 787/20

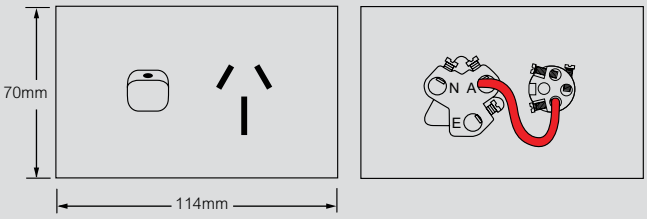

Cat No. 787/25

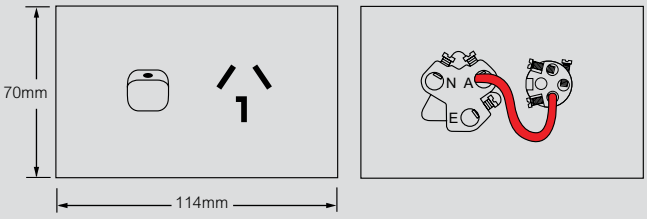

Cat No. 787/32

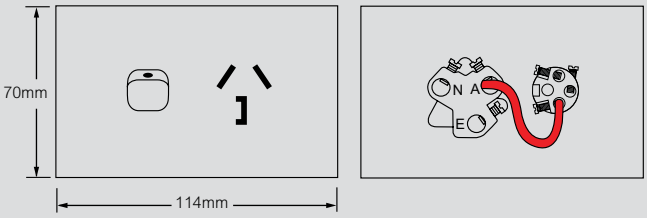

Cat No. 787X

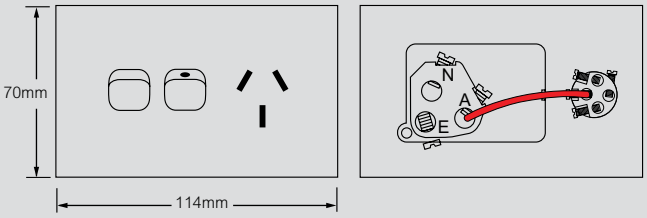

Cat No. 787/2X

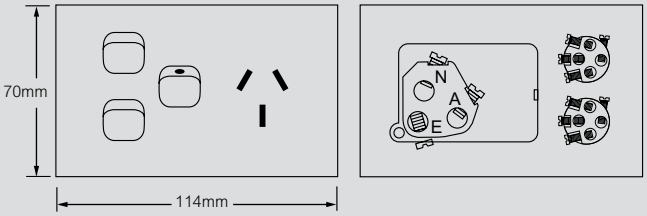

Cat No. 787P

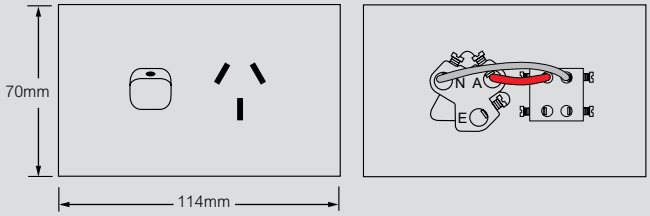

Cat No. V787

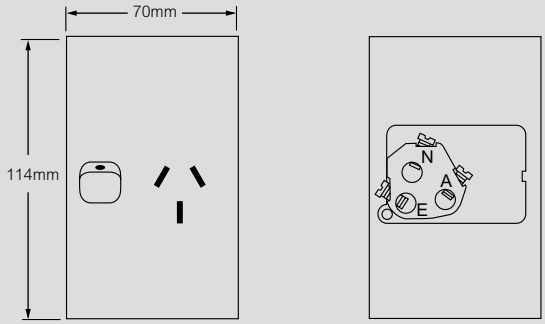

Cat No. 738KL

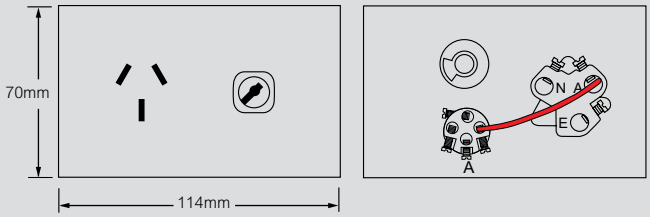

Cat No. 787XNV

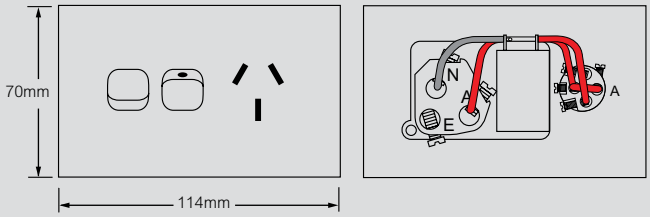

Cat No. 777

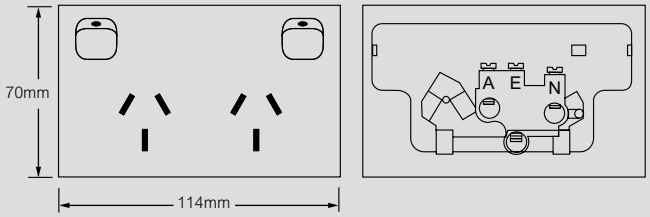

Cat No. 777X

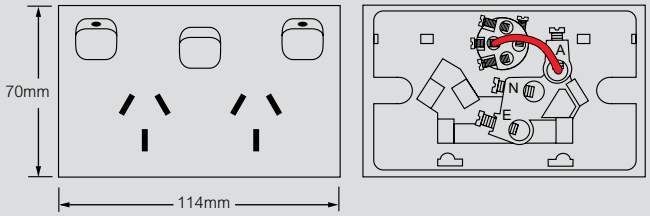

Standard - dimmers

Specification table

Cat No.	Type	Maximum load	Minimum load	Incandescent	240V linear halogen	GU10 240V halogen downlights	Low voltage halogen with wire-wound (Iron Core) trans-formers*	Low voltage halogen with electron-ic transformers	Ceiling fan
250T	Trailing edge	250VA	10VA	✓	✓	×	×	✓	×
400T	Trailing edge	400VA	10VA	✓	✓	×	×	✓	×
700T	Trailing edge	700VA	10VA	✓	✓	×	×	✓	×
1000T	Trailing edge	1000VA	10VA	✓	✓	×	×	✓	×

* When using wirewound transformers, ensure the transformers are marked “suitable for dimming” and derate the dimmer by 20%.

Wiring diagrams

One-way switching with dimmer

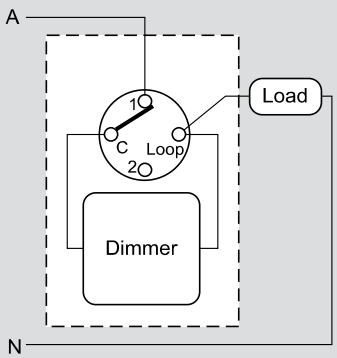

Two-way switching with dimmer

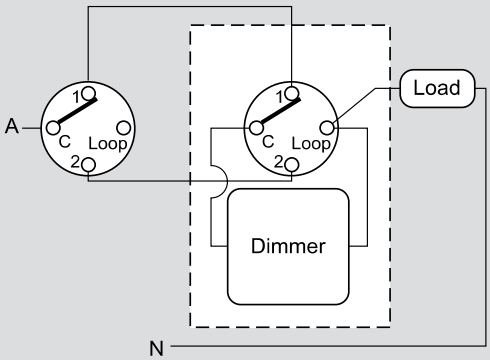

Cat Nos. 2000E and 2400E

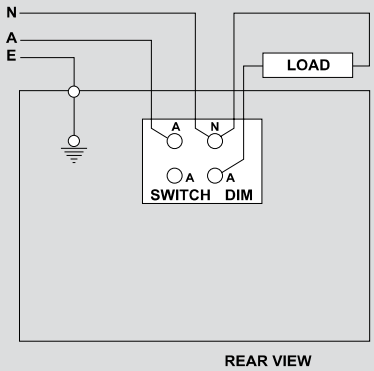

Cat No 475/2

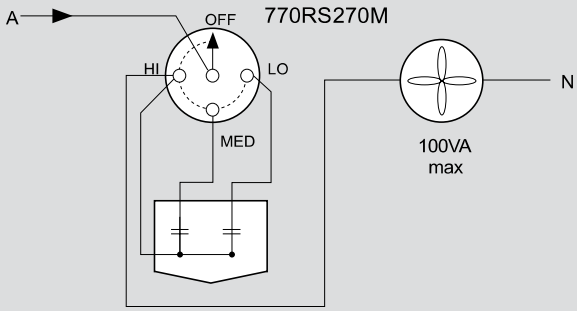

Dimensions

Cat No. 300F

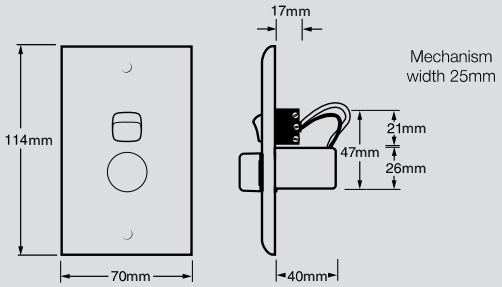

Cat Nos. 650ET, 650ET1

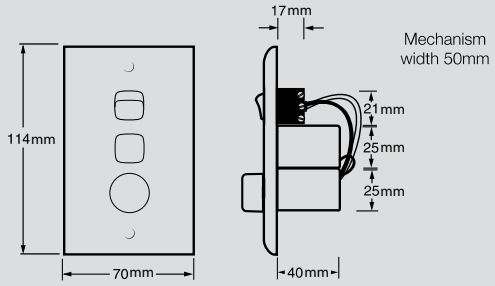

Cat Nos. 250T, 400T

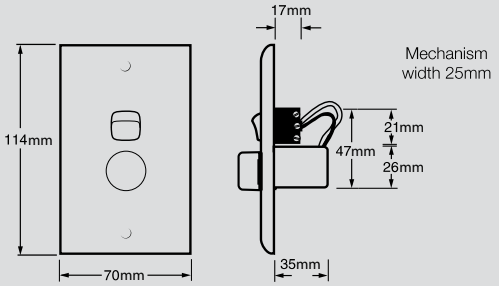

Cat Nos. 1000T

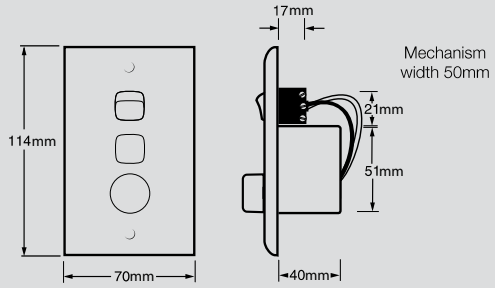

Cat Nos. 700T

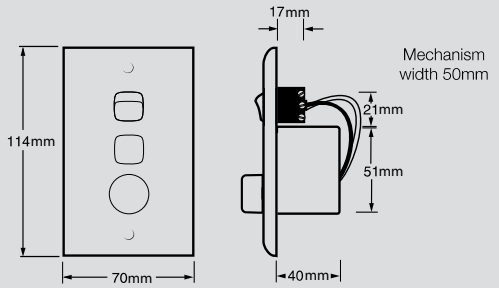

Standard - powerpoints with 84mm and 137mm mounting centres

Mounting centres: 84mm

Cat No. V777

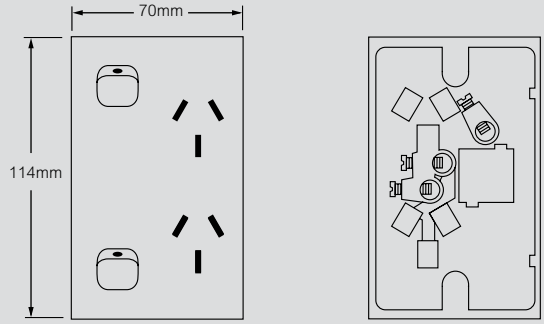

Cat No. V777LK

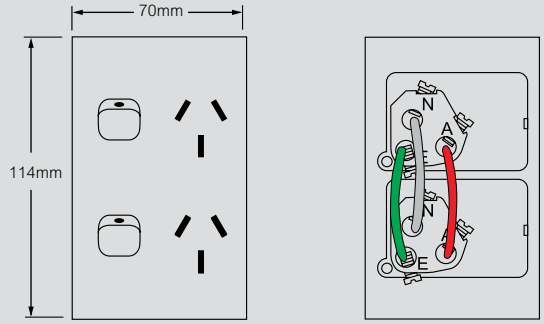

Cat No. V777X

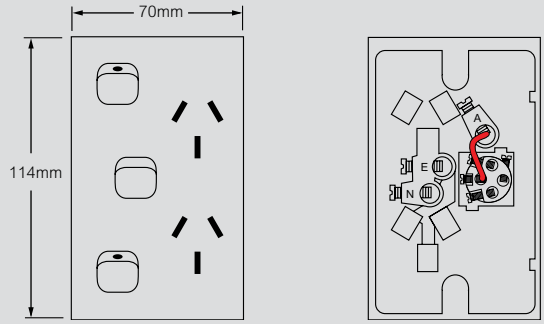

Cat No. 790

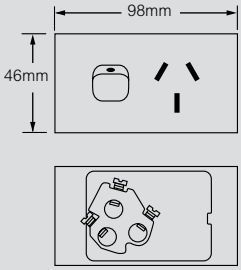

Mounting centres: 137mm

Cat No. 792

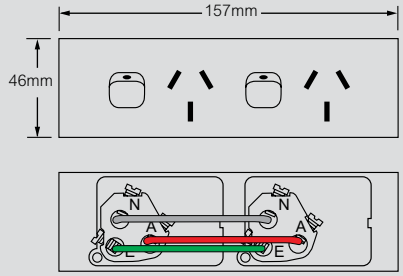

Cat No. 792B

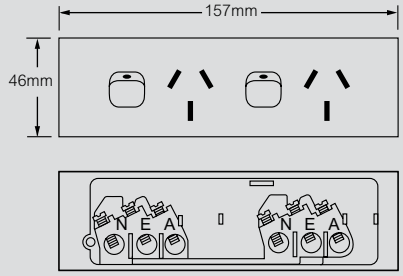

Mounting centres:

4 holes at 46mm horizontal and 84mm vertical
2 holes at 84mm horizontal on centre line

Cat No. SQ787

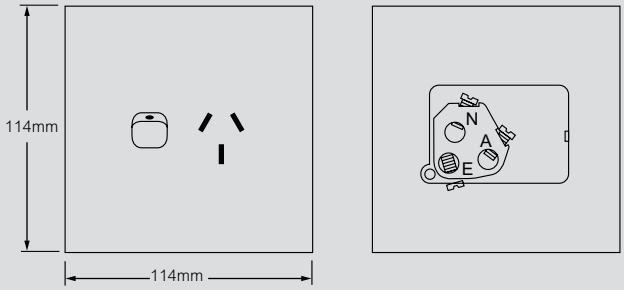

Cat No. SQ777

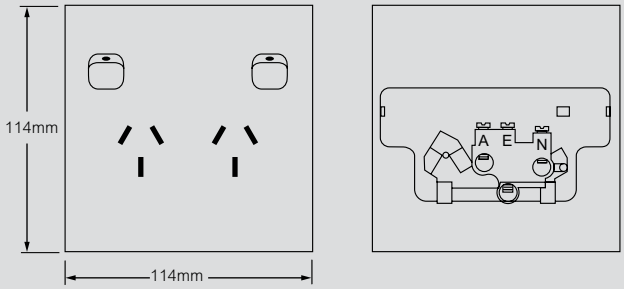

Cat No. SQ777X

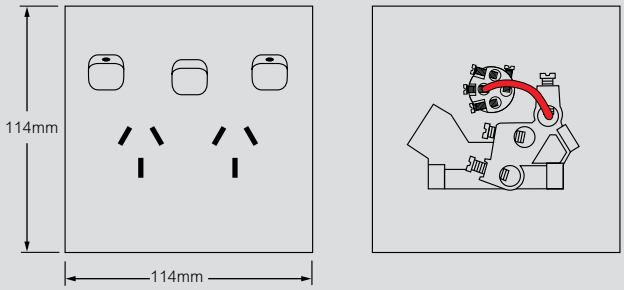

Standard - electresafe safety switches

Wiring example

Cat No. 777EL

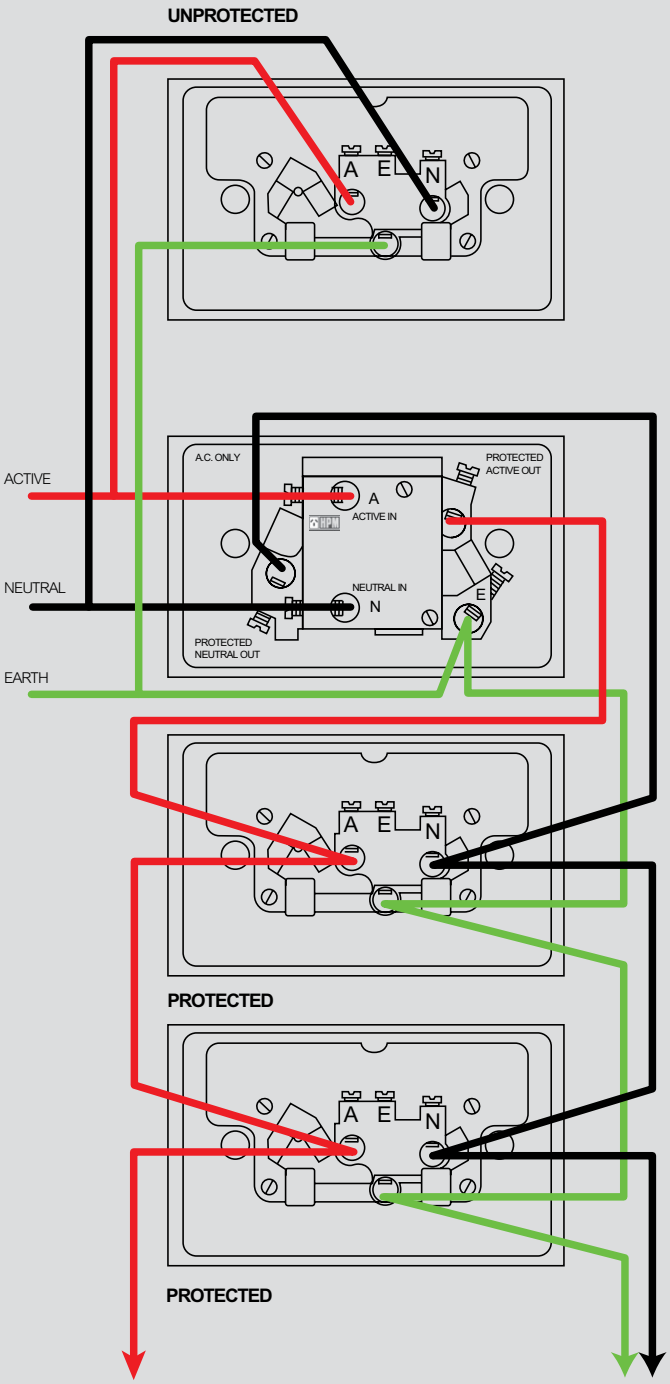

Note

Do not backfeed onto load terminals (local RCD Protection is lost).
Do not reverse line and load neutral (trips on load current, no trip on neutral to earth fault and false RCD tester values).
TEST earth resistance, meggerinsulation (including N-E). Tong test appliances on load. Test RCD and all downstream powerpoints.

GENERAL WIRING ACCESSORIES & MOBILE POWER

Brackets



Junction & Wall Boxes

Mounting Blocks

Other Accessories

Plug Tops & Plug Bases

Mobile Power

[redacted]

[redacted]

[redacted]

[redacted]

[redacted]

[redacted]

[redacted]

[redacted]

PACK	CB/Box	[redacted]
[redacted]	[redacted]	[redacted]
[redacted]	[redacted]	[redacted]
[redacted]	[redacted]	[redacted]
[redacted]	[redacted]	[redacted]
[redacted]	[redacted]	[redacted]
[redacted]	[redacted]	[redacted]
[redacted]	[redacted]	[redacted]
[redacted]	[redacted]	[redacted]
[redacted]	[redacted]	[redacted]
[redacted]	[redacted]	[redacted]
[redacted]	[redacted]	[redacted]
[redacted]	[redacted]	[redacted]
[redacted]	[redacted]	[redacted]

PACK	CB/Box	[redacted]
[redacted]	[redacted]	[redacted]
[redacted]	[redacted]	[redacted]
[redacted]	[redacted]	[redacted]
[redacted]	[redacted]	[redacted]
[redacted]	[redacted]	[redacted]
[redacted]	[redacted]	[redacted]
[redacted]	[redacted]	[redacted]
[redacted]	[redacted]	[redacted]
[redacted]	[redacted]	[redacted]

[redacted]

[redacted]

[redacted]

[redacted]

[redacted]



[redacted]

[redacted]



[redacted]

[redacted]	[redacted]	[redacted]
[redacted]	[redacted]	[redacted]
[redacted]	[redacted]	[redacted]
[redacted]	[redacted]	[redacted]
[redacted]	[redacted]	[redacted]
[redacted]	[redacted]	[redacted]
[redacted]	[redacted]	[redacted]
[redacted]	[redacted]	[redacted]
		[redacted]
		[redacted]
[redacted]	[redacted]	[redacted]
[redacted]	[redacted]	[redacted]
[redacted]	[redacted]	[redacted]
		[redacted]
[redacted]	[redacted]	[redacted]
[redacted]	[redacted]	[redacted]
[redacted]	[redacted]	[redacted]
		[redacted]
[redacted]	[redacted]	[redacted]
[redacted]	[redacted]	[redacted]
		[redacted]
[redacted]	[redacted]	[redacted]
[redacted]	[redacted]	[redacted]
		[redacted]
[redacted]	[redacted]	[redacted]
[redacted]	[redacted]	[redacted]

[redacted]	[redacted]	[redacted]
[redacted]	[redacted]	[redacted]
[redacted]	[redacted]	[redacted]
[redacted]	[redacted]	[redacted]
		[redacted]
[redacted]	[redacted]	[redacted]
		[redacted]
[redacted]	[redacted]	[redacted]
		[redacted]
[redacted]	[redacted]	[redacted]
		[redacted]
[redacted]	[redacted]	[redacted]
		[redacted]
[redacted]	[redacted]	[redacted]

[redacted]

[redacted]

[redacted]

[redacted]

[redacted]	[redacted]	[redacted]
		[redacted]
[redacted]	[redacted]	[redacted]
[redacted]	[redacted]	[redacted]
		[redacted]
[redacted]	[redacted]	[redacted]
[redacted]	[redacted]	[redacted]
		[redacted]
[redacted]	[redacted]	[redacted]
[redacted]	[redacted]	[redacted]
		[redacted]
[redacted]	[redacted]	[redacted]
[redacted]	[redacted]	[redacted]
[redacted]	[redacted]	[redacted]
[redacted]	[redacted]	[redacted]
[redacted]	[redacted]	[redacted]
		[redacted]
[redacted]	[redacted]	[redacted]
[redacted]	[redacted]	[redacted]
[redacted]	[redacted]	[redacted]
		[redacted]
[redacted]	[redacted]	[redacted]
[redacted]	[redacted]	[redacted]
[redacted]	[redacted]	[redacted]
[redacted]	[redacted]	[redacted]

[redacted]

[redacted]

[redacted]

[redacted]	[redacted]	[redacted]
		[redacted]
[redacted]	[redacted]	[redacted]
[redacted]	[redacted]	[redacted]
[redacted]	[redacted]	[redacted]
		[redacted]
[redacted]	[redacted]	[redacted]
[redacted]	[redacted]	[redacted]
		[redacted]
[redacted]	[redacted]	[redacted]
		[redacted]
[redacted]	[redacted]	[redacted]
[redacted]	[redacted]	[redacted]
[redacted]	[redacted]	[redacted]
		[redacted]
[redacted]	[redacted]	[redacted]
[redacted]	[redacted]	[redacted]
[redacted]	[redacted]	[redacted]

Accessories

[illegible]

[illegible]



[illegible]

[illegible]

PACK	Ordering	[illegible]
[illegible]	[illegible]	[illegible]
[illegible]	[illegible]	[illegible]
[illegible]	[illegible]	[illegible]
[illegible]	[illegible]	[illegible]
[illegible]	[illegible]	[illegible]
[illegible]	[illegible]	[illegible]
[illegible]	[illegible]	[illegible]
[illegible]	[illegible]	[illegible]
[illegible]	[illegible]	[illegible]
[illegible]	[illegible]	[illegible]
[illegible]	[illegible]	[illegible]
[illegible]	[illegible]	[illegible]
[illegible]	[illegible]	[illegible]
[illegible]	[illegible]	[illegible]
[illegible]	[illegible]	[illegible]
[illegible]	[illegible]	[illegible]
[illegible]	[illegible]	[illegible]
[illegible]	[illegible]	[illegible]
[illegible]	[illegible]	[illegible]
[illegible]	[illegible]	[illegible]
[illegible]	[illegible]	[illegible]
[illegible]	[illegible]	[illegible]
[illegible]	[illegible]	[illegible]
[illegible]	[illegible]	[illegible]
[illegible]	[illegible]	[illegible]
[illegible]	[illegible]	[illegible]
[illegible]	[illegible]	[illegible]
[illegible]	[illegible]	[illegible]

[illegible]

[illegible]

[illegible]

[illegible]

PACK	Ordering	[illegible]
[illegible]	[illegible]	[illegible]
[illegible]	[illegible]	[illegible]
[illegible]	[illegible]	[illegible]
		[illegible]
[illegible]	[illegible]	[illegible]
[illegible]	[illegible]	[illegible]
[illegible]	[illegible]	[illegible]
[illegible]	[illegible]	[illegible]
[illegible]	[illegible]	[illegible]
[illegible]	[illegible]	[illegible]
[illegible]	[illegible]	[illegible]
		[illegible]
[illegible]	[illegible]	[illegible]
[illegible]	[illegible]	[illegible]
[illegible]	[illegible]	[illegible]
[illegible]	[illegible]	[illegible]
[illegible]	[illegible]	[illegible]
[illegible]	[illegible]	[illegible]
[illegible]	[illegible]	[illegible]
[illegible]	[illegible]	[illegible]
		[illegible]
[illegible]	[illegible]	[illegible]
[illegible]	[illegible]	[illegible]
[illegible]	[illegible]	[illegible]
[illegible]	[illegible]	[illegible]
[illegible]	[illegible]	[illegible]

[redacted]

[redacted]

[redacted]

[redacted]	[redacted]	[redacted]
[redacted]		
[redacted]	[redacted]	[redacted]
[redacted]	[redacted]	[redacted]
[redacted]	[redacted]	[redacted]
[redacted]	[redacted]	[redacted]
[redacted]	[redacted]	[redacted]
[redacted]	[redacted]	[redacted]
[redacted]	[redacted]	[redacted]
[redacted]	[redacted]	[redacted]
[redacted]		
[redacted]	[redacted]	[redacted]
[redacted]	[redacted]	[redacted]
[redacted]		
[redacted]	[redacted]	[redacted]
[redacted]	[redacted]	[redacted]
[redacted]		
[redacted]	[redacted]	[redacted]
[redacted]	[redacted]	[redacted]
[redacted]		
[redacted]	[redacted]	[redacted]
[redacted]		
[redacted]	[redacted]	[redacted]
[redacted]	[redacted]	[redacted]
[redacted]	[redacted]	[redacted]
[redacted]		
[redacted]	[redacted]	[redacted]
[redacted]	[redacted]	[redacted]
[redacted]	[redacted]	[redacted]
[redacted]	[redacted]	[redacted]

[redacted]	[redacted]	[redacted]
		[redacted]
[redacted]	[redacted]	[redacted]
[redacted]	[redacted]	[redacted]
[redacted]	[redacted]	[redacted]
[redacted]	[redacted]	[redacted]
[redacted]	[redacted]	[redacted]
[redacted]	[redacted]	[redacted]
[redacted]	[redacted]	[redacted]
[redacted]	[redacted]	[redacted]
[redacted]	[redacted]	[redacted]
[redacted]	[redacted]	[redacted]
		[redacted]
[redacted]	[redacted]	[redacted]
[redacted]	[redacted]	[redacted]
[redacted]	[redacted]	[redacted]
[redacted]	[redacted]	[redacted]
[redacted]	[redacted]	[redacted]
[redacted]	[redacted]	[redacted]
[redacted]	[redacted]	[redacted]
		[redacted]
[redacted]	[redacted]	[redacted]
[redacted]	[redacted]	[redacted]
		[redacted]
[redacted]	[redacted]	[redacted]
		[redacted]
[redacted]	[redacted]	[redacted]
		[redacted]
[redacted]	[redacted]	[redacted]
[redacted]	[redacted]	[redacted]
[redacted]	[redacted]	[redacted]
		[redacted]
[redacted]	[redacted]	[redacted]
[redacted]	[redacted]	[redacted]
[redacted]	[redacted]	[redacted]
[redacted]	[redacted]	[redacted]
[redacted]	[redacted]	[redacted]
[redacted]	[redacted]	[redacted]
[redacted]	[redacted]	[redacted]
[redacted]	[redacted]	[redacted]
[redacted]	[redacted]	[redacted]
[redacted]	[redacted]

[redacted]

[redacted]

[redacted]

[redacted]

[redacted]

[redacted]

[redacted]

[redacted]

[redacted]	[redacted]	[redacted]
[redacted]	[redacted]	[redacted]
[redacted]	[redacted]	[redacted]
[redacted]	[redacted]	[redacted]
[redacted]	[redacted]	[redacted]
[redacted]	[redacted]	[redacted]
[redacted]	[redacted]	[redacted]
[redacted]	[redacted]	[redacted]
[redacted]	[redacted]	[redacted]
[redacted]	[redacted]	[redacted]
[redacted]	[redacted]	[redacted]
[redacted]	[redacted]	[redacted]
[redacted]	[redacted]	[redacted]
[redacted]	[redacted]	[redacted]
[redacted]	[redacted]	[redacted]
[redacted]	[redacted]	[redacted]
[redacted]	[redacted]	[redacted]

[redacted]

[redacted]

[redacted]

[redacted]

[redacted]

PACK	Article	[redacted]
		[redacted]
[redacted]	[redacted]	[redacted]
[redacted]	[redacted]	[redacted]
[redacted]	[redacted]	[redacted]
[redacted]	[redacted]	[redacted]
[redacted]	[redacted]	[redacted]
[redacted]	[redacted]	[redacted]
[redacted]	[redacted]	[redacted]
		[redacted]
[redacted]	[redacted]	[redacted]
[redacted]	[redacted]	[redacted]
[redacted]	[redacted]	[redacted]
[redacted]	[redacted]	[redacted]
[redacted]	[redacted]	[redacted]
		[redacted]
[redacted]	[redacted]	[redacted]
[redacted]	[redacted]	[redacted]
[redacted]	[redacted]	[redacted]

[redacted]

[redacted]

[redacted]



[redacted]

[redacted]

[redacted]

[redacted]

PACK	CODIGO	[redacted]
		[redacted]
[redacted]	[redacted]	[redacted]
[redacted]	[redacted]	[redacted]
[redacted]	[redacted]	[redacted]
[redacted]	[redacted]	[redacted]
[redacted]	[redacted]	[redacted]
		[redacted]
[redacted]	[redacted]	[redacted]
[redacted]	[redacted]	[redacted]
		[redacted]
		[redacted]
[redacted]	[redacted]	[redacted]
[redacted]	[redacted]	[redacted]
		[redacted]
[redacted]	[redacted]	[redacted]
[redacted]	[redacted]	[redacted]
[redacted]	[redacted]	[redacted]
[redacted]	[redacted]	[redacted]
[redacted]	[redacted]	[redacted]
[redacted]	[redacted]	[redacted]
[redacted]	[redacted]	[redacted]
[redacted]	[redacted]	[redacted]
[redacted]	[redacted]	[redacted]
[redacted]	[redacted]	[redacted]
[redacted]	[redacted]	[redacted]
[redacted]	[redacted]	[redacted]
[redacted]	[redacted]	[redacted]
[redacted]	[redacted]	[redacted]
[redacted]	[redacted]	[redacted]
[redacted]	[redacted]	[redacted]
[redacted]	[redacted]	[redacted]

Mobile power

[illegible]

[illegible]

[illegible]

[illegible]

PACK	CB/Nos	[illegible]
		[illegible]
4	[illegible]	[illegible]
4	[illegible]	[illegible]
4	[illegible]	[illegible]
4	[illegible]	[illegible]
		[illegible]
4	[illegible]	[illegible]
		[illegible]
4	[illegible]	[illegible]
		[illegible]
4	[illegible]	[illegible]
		[illegible]
4	[illegible]	[illegible]
4	[illegible]	[illegible]
2	[illegible]	[illegible]

[illegible]

[illegible]

[illegible]

[illegible]

PACK	CB/Nos	[illegible]
4	[illegible]	[illegible]
4	[illegible]	[illegible]
4	[illegible]	[illegible]
4	[illegible]	[illegible]
		[illegible]
4	[illegible]	[illegible]
4	[illegible]	[illegible]
4	[illegible]	[illegible]
2	[illegible]	[illegible]
4	[illegible]	[illegible]
4	[illegible]	[illegible]
2	[illegible]	[illegible]
		[illegible]
2	[illegible]	[illegible]
4	[illegible]	[illegible]
4	[illegible]	[illegible]
4	[illegible]	[illegible]
4	[illegible]	[illegible]

[illegible]

[illegible]

HOME AUTOMATION & DOOR ENTRY

Home Automation



Door Entry Systems

Home Access Automation

Door Entry

FEATURED PRODUCTS

Good Life Smart
(p. 242)

Motion Security and Weather
(p. 292)



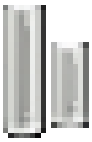





Battery Operated Door Chimes

Living Room with Robotino

Running and charging mobile robots







[redacted]	[redacted]	[redacted]
[redacted]	[redacted]	[redacted]
[redacted]	[redacted]	[redacted]
[redacted]	[redacted]	[redacted]

[redacted]	[redacted]	[redacted]
[redacted]	[redacted]	[redacted]
[redacted]	[redacted]	[redacted]
[redacted]	[redacted]	[redacted]

[redacted]

[redacted]

[redacted]

[redacted]

Living Home with Solution

[redacted]



[redacted]

PICK	Qty. ea.	[redacted]
1	[redacted]	[redacted]
1	[redacted]	[redacted]
1 1	[redacted] [redacted]	[redacted]
1 1	[redacted] [redacted]	[redacted]

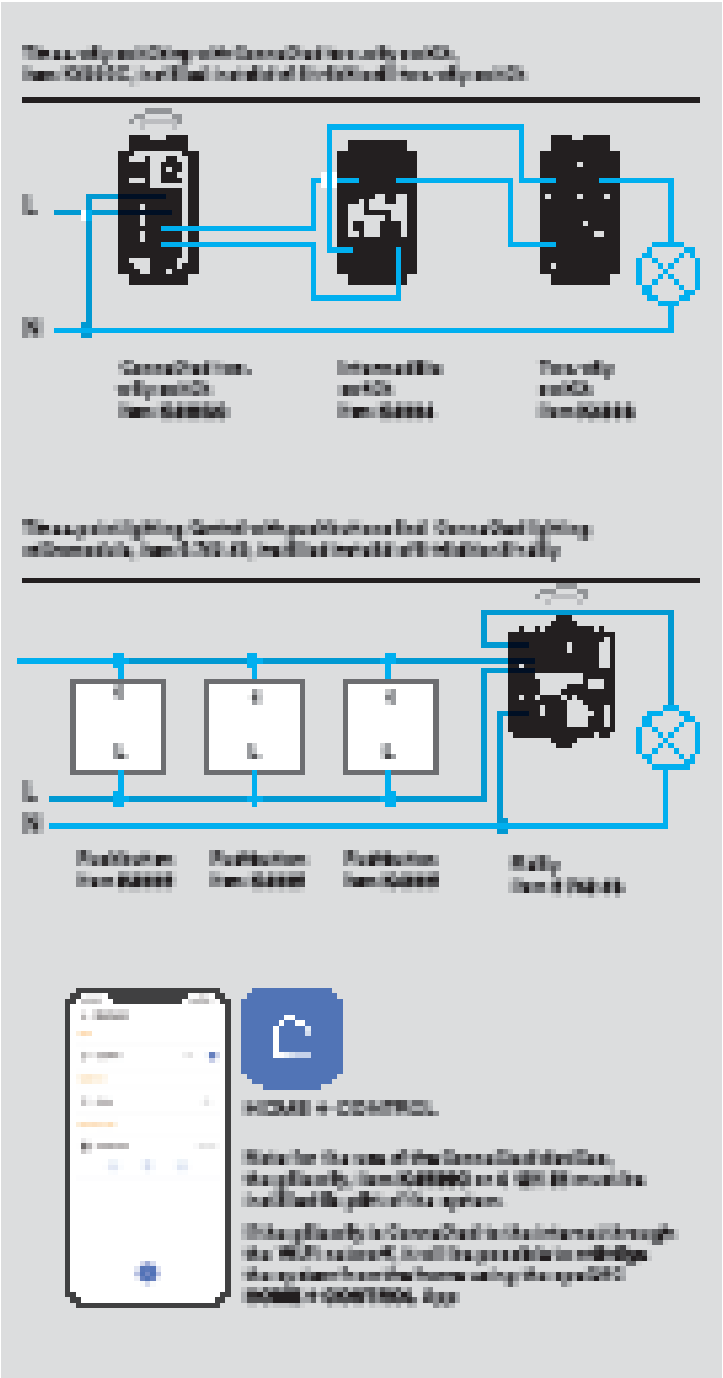
L
N
L
N
L
N

[illegible]

[illegible]	[illegible]	[illegible]
[illegible]	[illegible]	[illegible]
[illegible]	[illegible]	[illegible]

[illegible]

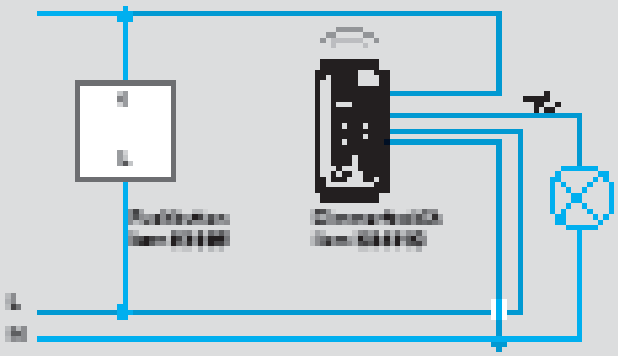
L
N

[illegible]

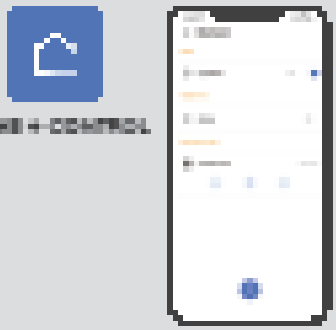
HOME + CONTROL

Living Hour with Motion

[illegible]

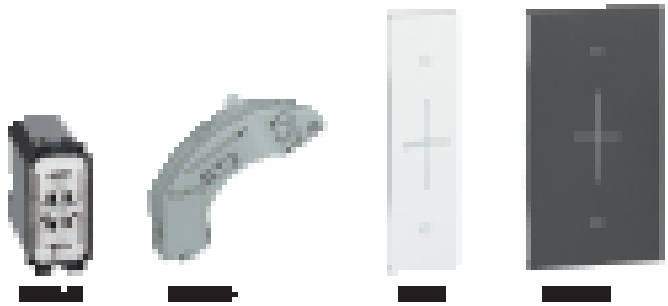

[illegible]

PICK	Ch. no.	[illegible]
1	[illegible]	[illegible]
1	[illegible]	[illegible]
		[illegible]
1	[illegible]	[illegible]
1	[illegible]	[illegible]
1	[illegible]	[illegible]
1	[illegible]	[illegible]



[illegible]

[illegible]

[illegible]

HOME + CONTROL

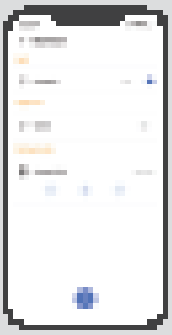

Living Room with Bluetooth

Wireless sounds for lightweight walls



PACK	CODE no.	[redacted]
[redacted]	[redacted]	[redacted]
[redacted]	[redacted]	[redacted]
[redacted]	[redacted]	[redacted]
[redacted]	[redacted]	[redacted]
[redacted]	[redacted]	[redacted]
[redacted]	[redacted]	[redacted]

PACK	CODE no.	[redacted]
[redacted]	[redacted]	[redacted]
[redacted]	[redacted]	[redacted]
[redacted]	[redacted]	[redacted]
[redacted]	[redacted]	[redacted]
[redacted]	[redacted]	[redacted]
[redacted]	[redacted]	[redacted]

Living Hour with Solutions

[illegible]



[illegible]

[illegible]	[illegible]	[illegible]
[illegible]	[illegible]	[illegible]
[illegible]	[illegible]	[illegible]

[illegible]	[illegible]	[illegible]
[illegible]	[illegible]	[illegible]
[illegible]	[illegible]	[illegible]





[redacted]

[redacted]	[redacted]	[redacted]
[redacted]	[redacted]	[redacted]
[redacted]	[redacted]	[redacted]
[redacted]	[redacted]	[redacted]

[redacted]	[redacted]	[redacted]
[redacted]	[redacted]	[redacted]
[redacted]	[redacted]	[redacted]
[redacted]	[redacted]	[redacted]

SMART ELECTRICAL PANEL WITH NETATMO

TAKE FULL CONTROL OF YOUR HOME

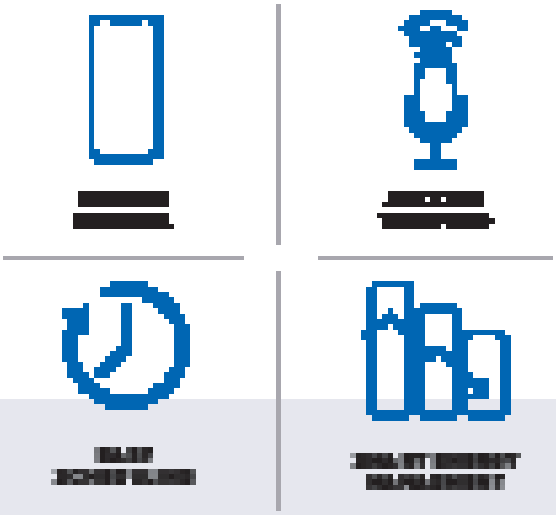



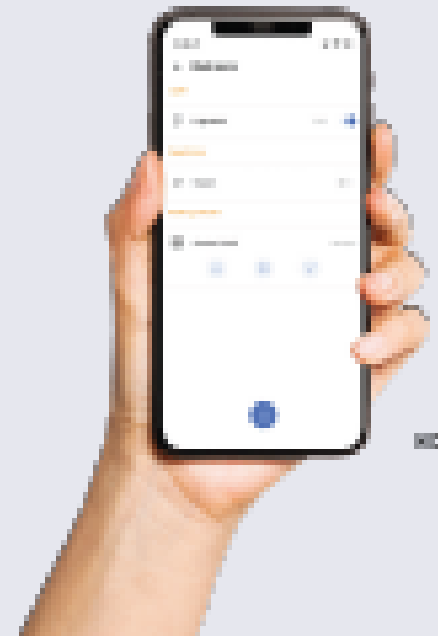

HOME + CONTROL

COMPATIBLE WITH LEGRAND "WITH NETATMO" RANGES

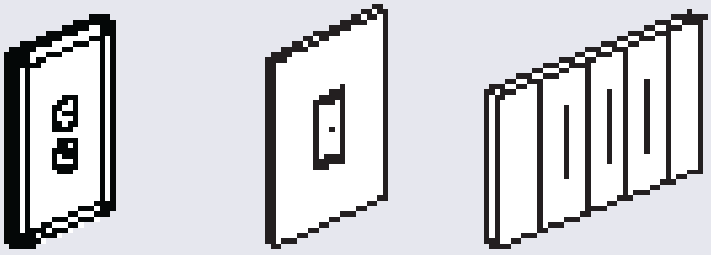

See p. 212 for Energy management smart devices



Arlec with Hotsine

[illegible]

Wait for ordered for any connected installation

Arlec with Hotsine

[illegible]

Step 1: Starter kit for a connected home

[illegible]

PICK	CB Nos	Starter kit
		[illegible]
[illegible]	[illegible]	
[illegible]	[illegible]	
[illegible]	[illegible]	
[illegible]	[illegible]	

[illegible]

		[illegible]
[illegible]	[illegible]	
[illegible]	[illegible]	
[illegible]	[illegible]	
[illegible]	[illegible]	

[illegible]

Step 2: Connected extension kit

[illegible]

PICK	CB Nos	Extension kit
		[illegible]
[illegible]	[illegible]	
[illegible]	[illegible]	
[illegible]	[illegible]	
[illegible]	[illegible]	

[illegible]

Step 2: Connected products



[illegible]



[illegible]



[illegible]

[illegible]

PACK	Cat.No.	Smart Light Switch
		[illegible]
4	[illegible]	[illegible]
4	[illegible]	[illegible]
4	[illegible]	[illegible]
4	[illegible]	[illegible]
		Vertical - 2 Gang
4	[illegible]	[illegible]
4	[illegible]	[illegible]
4	[illegible]	[illegible]
4	[illegible]	[illegible]
		Horizontal - 1 Gang
4	[illegible]	[illegible]
4	[illegible]	[illegible]
4	[illegible]	[illegible]
4	[illegible]	[illegible]
		Horizontal - 2 Gang
4	[illegible]	[illegible]
4	[illegible]	[illegible]
4	[illegible]	[illegible]
4	[illegible]	[illegible]
		Horizontal - 3 Gang
4	[illegible]	[illegible]
4	[illegible]	[illegible]
4	[illegible]	[illegible]
4	[illegible]	[illegible]

PACK	Cat.No.	Smart Dimmer Switch
		[illegible]
4	[illegible]	[illegible]
4	[illegible]	[illegible]
4	[illegible]	[illegible]
4	[illegible]	[illegible]
		Vertical - 2 Gang
4	[illegible]	[illegible]
4	[illegible]	[illegible]
4	[illegible]	[illegible]
4	[illegible]	[illegible]
		Horizontal - 1 Gang
4	[illegible]	[illegible]
4	[illegible]	[illegible]
4	[illegible]	[illegible]
4	[illegible]	[illegible]
		Horizontal - 2 Gang
4	[illegible]	[illegible]
4	[illegible]	[illegible]
4	[illegible]	[illegible]
4	[illegible]	[illegible]
		Horizontal - 3 Gang
4	[illegible]	[illegible]
4	[illegible]	[illegible]
4	[illegible]	[illegible]
4	[illegible]	[illegible]

Arteor with Betaine

[illegible]

Step 2: Connected products



[illegible]



[illegible]

PACK	CIN Nos	Smart Single Powerpoint
		[illegible]
[illegible]	[illegible]	[illegible]
[illegible]	[illegible]	[illegible]
[illegible]	[illegible]	[illegible]
[illegible]	[illegible]	[illegible]

PACK	CIN Nos	Connected roller shutter switch
		[illegible]
[illegible]	[illegible]	[illegible]
[illegible]	[illegible]	[illegible]
[illegible]	[illegible]	[illegible]
[illegible]	[illegible]	[illegible]

Step 2: Connected products






[redacted]

REX	Ordering	Wireless master switch
		[redacted]
		[redacted]
		[redacted]

Arteor with Netatmo
[illegible]
Made to shine for my connected functions
Arteor with Netatmo
[illegible]

Step 1: Gateway Pack for a connected home



[illegible]

[illegible]

PACK	Cat. Nos	Connected gateway pack Arteor with Netatmo
		[illegible]
[illegible]	[illegible]	
[illegible]	[illegible]	
[illegible]	[illegible]	
[illegible]	[illegible]	

[illegible]

Step 2: Connected products



[illegible]

PACK	Cat. Nos	[illegible]
		[illegible]
[illegible]	[illegible]	
[illegible]	[illegible]	
[illegible]	[illegible]	
[illegible]	[illegible]	
		[illegible]
[illegible]	[illegible]	
[illegible]	[illegible]	
[illegible]	[illegible]	
[illegible]	[illegible]	
		Micro-module switch with neutral, 100 W
[illegible]	[illegible]	[illegible]

Artcor with Netatmo

[illegible]

Step 2: Connected products

[illegible]

PICK	Clk Nos	
		Connected socket outlet module Artcor with Netatmo - 16A - 230/240V a.c. - 3600 W, 1 module
		[illegible]
[illegible]	[illegible]	[illegible]
[illegible]	[illegible]	[illegible]
[illegible]	[illegible]	[illegible]
[illegible]	[illegible]	[illegible]
[illegible]	[illegible]	**Energy module for ** rail mounting** [illegible]
[illegible]	[illegible]	**Connected cable outlet** [illegible]

Artcor with Netatmo

[illegible]

Step 2: Connected products

[illegible]

PICK	Clk Nos	
		Connected curtain/roller blind switch Artcor with Netatmo [illegible]
[illegible]	[illegible]	[illegible]
[illegible]	[illegible]	[illegible]
[illegible]	[illegible]	[illegible]
[illegible]	[illegible]	[illegible]
[illegible]	[illegible]	**Connected curtain/roller blind micromodule** [illegible]

Step 2: Connected products





[illegible]

PACK	CRXRes
4	[illegible]
4	[illegible]
4	[illegible]

Step 1: Busway Pack or Starter kit

[redacted]

[redacted]	[redacted]	[redacted]
[redacted]	[redacted]	[redacted]
[redacted]	[redacted]	[redacted]
[redacted]	[redacted]	[redacted]
[redacted]	[redacted]	[redacted]
[redacted]	[redacted]	[redacted]

Step 2: Connected products

[redacted]

[redacted]	[redacted]	[redacted]
[redacted]	[redacted]	[redacted]
[redacted]	[redacted]	[redacted]
[redacted]	[redacted]	[redacted]
[redacted]	[redacted]	[redacted]
[redacted]	[redacted]	[redacted]
[redacted]	[redacted]	[redacted]
[redacted]	[redacted]	[redacted]
[redacted]	[redacted]	[redacted]
[redacted]	[redacted]	[redacted]
[redacted]	[redacted]	[redacted]
[redacted]	[redacted]	[redacted]
[redacted]	[redacted]	[redacted]
[redacted]	[redacted]	[redacted]
[redacted]	[redacted]	[redacted]
[redacted]	[redacted]	[redacted]
[redacted]	[redacted]	[redacted]
[redacted]	[redacted]	[redacted]
[redacted]	[redacted]	[redacted]

Step 2: Connected products

[redacted]



[redacted]

[redacted]

[redacted]

[redacted]	[redacted]	[redacted]
[redacted]	[redacted]	[redacted]
[redacted]	[redacted]	[redacted]
[redacted]	[redacted]	[redacted]
[redacted]	[redacted]	[redacted]
[redacted]	[redacted]	[redacted]
[redacted]	[redacted]	[redacted]

Step 2: Connected products

[redacted]

[redacted]



[redacted]

[redacted]

[redacted]	[redacted]	[redacted]
[redacted]	[redacted]	[redacted]
[redacted]	[redacted]	[redacted]
[redacted]	[redacted]	[redacted]
[redacted]	[redacted]	[redacted]
[redacted]	[redacted]	[redacted]
[redacted]	[redacted]	[redacted]

Step 3: Wireless switches

[redacted]

[redacted]

[redacted]

[redacted]

PCS	Order No.	[redacted]
[redacted]		
[redacted]		
[redacted]		



[illegible]



[illegible]



[illegible]



[illegible]

PACK	CB-Kes	
1	[illegible]	**Control server using the app** [illegible]
1	[illegible]	**HOMETOUCH - Touch screen 7"** [illegible]
	[illegible]	**Box for flush mounted installation** [illegible]
	[illegible]	[illegible]

PACK	CB-Kes	
1	[illegible]	**eCBCALI interface** [illegible]
1	[illegible]	**Driver manager** [illegible]

[illegible]

[illegible]

[illegible]

Pack	Ch No	Actuators for centralisations
[illegible]	[illegible]	[illegible]
[illegible]	[illegible]	[illegible]
[illegible]	[illegible]	[illegible]
[illegible]	[illegible]	[illegible]
[illegible]	[illegible]	[illegible]

Dimmers for centralisations

[illegible]

LOAD COMPATIBILITY ([illegible])						
Type		Actuators				
		[illegible]	[illegible]	[illegible]	[illegible]	[illegible]
[illegible]	[illegible]	[illegible]	[illegible]	-	[illegible]	[illegible]
[illegible]	[illegible]	[illegible]	[illegible]	-	[illegible]	
[illegible]	[illegible]	[illegible]	[illegible]	[illegible]	-	
[illegible]	[illegible]	[illegible]	[illegible]	-	[illegible]	
[illegible]	[illegible]	[illegible]	[illegible]	-	[illegible]	
[illegible]	[illegible]	[illegible]	[illegible]	-	[illegible]	
[illegible]	[illegible]	[illegible]	[illegible]	-	-	

Notes:

1) [illegible]
2) [illegible]
3) [illegible]
4) [illegible]
5) Only compatible with lamps with 1/10 V ballast.



PEX	Ordering	DIN rail actuators 230/240V a.c. / 50/60 Hz
		Actuator with 2 independent relays
1	[illegible]	For single/2x1 double/1x2x1 6 A resistive, 1 A motorised valves/3x1 pumps 3 DIN modules 57.5 mm
	[illegible]	**Actuator with 4 independent relays**
		For single, double or triple/1x2x1 6 A resistive, 1 A motorised valves, pumps 3x1/1x2x1 3 DIN modules 57.5 mm
		SELV power supplies
1	[illegible]	27 V.. / 1.2 A Minimum Consumption 300 mA, Minimum Current supplied 1.2 A, 3 DIN modules 57.5 mm
1	[illegible]	27 V.. / 5.5 A Minimum Current supplied 5.5 A, 3 DIN modules 57.5 mm Input voltage [illegible] , output voltage 27 %.
		Additional power supply
1	[illegible]	Providing power for Wireless or 3 DIN modules 57.5 mm
		Additional DIN devices
		Memory module for actuators
1	[illegible]	Retains the data of the [illegible] Class of Spaces Wires 3 DIN modules 57.5 mm
		SCB-SCB gateway (extension)
1	[illegible]	Allows the extension of the Intelligent wireless system between different Spaces Suitable for Regular Wires 3 DIN modules 57.5 mm

PEX	Ordering	Actuators for temperature control
1	[illegible]	[illegible]
1	[illegible]	[illegible]
1	[illegible]	[illegible]

[illegible]

[illegible]

PICK	Cli-Nos
[illegible]	[illegible]
[illegible]	[illegible]
[illegible]	[illegible]
[illegible]	[illegible]
[illegible]	[illegible]
[illegible]	[illegible]

Consumption display

[illegible]

Load control management

[illegible]

Accessories

[illegible]

PICK	Cli-Nos
[illegible]	[illegible]
[illegible]	[illegible]

BUS/SCS connection

[illegible]

System	Cable	
	[illegible]	[illegible]
Automation	[illegible]	[illegible]
Energy Management/Consumption Display	[illegible]	[illegible]
Temperature control	[illegible]	[illegible]
Video security system		[illegible]

NOTE (1): for system management cable sections

Digital Controls

Digital devices for Optional elements





PECK	Cat.Nos	
		Voice control
		[illegible]
[illegible]	[illegible]	
[illegible]	[illegible]	
		Light control
		[illegible]
[illegible]	[illegible]	
[illegible]	[illegible]	
		Full control
		[illegible]
[illegible]	[illegible]	
[illegible]	[illegible]	
		Connection modules
		[illegible]
		Blanking module
		[illegible]
[illegible]	[illegible]	
[illegible]	[illegible]	

PECK	Cat.Nos	
		Frames for 2 and 4 module grids
		[illegible]
[illegible]	[illegible]	
[illegible]	[illegible]	
		[illegible]
[illegible]	[illegible]	
[illegible]	[illegible]	
		[illegible]
[illegible]	[illegible]	
[illegible]	[illegible]	
		[illegible]
[illegible]	[illegible]	
[illegible]	[illegible]	
		Living Now thermostat
		[illegible]
[illegible]	[illegible]	
[illegible]	[illegible]	

[illegible]


[illegible]

[illegible]


[illegible]

[illegible]

PRICE	Cat.No.	[illegible]
		[illegible] touch screens
		MyHOME screen 10" [illegible] [illegible] of MyHOME, Home Automation [illegible] system [illegible] of multimedia [illegible] (Ethernet, USB, [illegible]) [illegible] of [illegible] profiles [illegible] Possibility of [illegible] background images [illegible] Supplied Complete with gifts Requires power supply unit [illegible]
€	[illegible]	[illegible]
€	[illegible]	[illegible]

PRICE	Cat.No.	[illegible]
		[illegible] For Controlling Function of [illegible] and [illegible] in [illegible] Supplied Complete with [illegible] Equipped with [illegible] [illegible] To be equipped with support [illegible]
€	[illegible]	[illegible]
€	[illegible]	[illegible]
		[illegible] control For lighting, [illegible], [illegible] and [illegible] in [illegible] To be equipped with support [illegible] gifts [illegible]
€	[illegible]	[illegible]
		[illegible] For the [illegible] of the symbols of Cat.No. [illegible]
€	[illegible]	[illegible]
€	[illegible]	[illegible]
		Touch control mechanisms For Controlling [illegible] (ON/OFF, [illegible], [illegible] Control) [illegible] system, [illegible] Control, [illegible] and switching [illegible] of depending on the [illegible] configuration To be installed [illegible] mounting boxes Supplied Complete, equipped with [illegible] gifts [illegible] [illegible]
€	[illegible]	[illegible]
€	[illegible]	[illegible]
		Control up to [illegible] scenarios [illegible]
€	[illegible]	[illegible]
€	[illegible]	[illegible]

Artner Flyticon

[illegible]

[illegible]

[illegible]

PEX	CB/Hex	For lighting and shutter control
[illegible]	[illegible]	[illegible]
[illegible]	[illegible]	[illegible]
[illegible]	[illegible]	[illegible]
[illegible]	[illegible]	[illegible]

PEX	CB/Hex	Flush mounting controller with built-in control for lighting and shutter
[illegible]	[illegible]	[illegible]
[illegible]	[illegible]	[illegible]

[illegible]

[illegible]

[illegible]

Arbor PlyBone

[illegible]

[illegible]

[illegible]



[illegible]

[illegible]

[illegible]

[illegible]

[illegible]

[illegible]	[illegible]	[illegible]	[illegible]		
				[illegible]	[illegible]
[illegible]	[illegible]	[illegible]	[illegible]	[illegible]	[illegible]
[illegible]	[illegible]	[illegible]	[illegible]	[illegible]	[illegible]
Regulation symbol	[illegible]	[illegible]	[illegible]	[illegible]	[illegible]
[illegible]	[illegible]	[illegible]	[illegible]	[illegible]	[illegible]
Light symbol	[illegible]	[illegible]	[illegible]	[illegible]	[illegible]
[illegible]	[illegible]	[illegible]	[illegible]	[illegible]	[illegible]
[illegible]	[illegible]	[illegible]	[illegible]	[illegible]	[illegible]
Dimmer symbol	[illegible]	[illegible]	[illegible]	[illegible]	[illegible]
[illegible]	[illegible]	[illegible]	[illegible]	[illegible]	[illegible]
Up/Down symbol	[illegible]	[illegible]	[illegible]	[illegible]	[illegible]
[illegible]	[illegible]	[illegible]	[illegible]	[illegible]	[illegible]
GEN/ON/OFF marking left hand aids mounting	[illegible]	[illegible]	[illegible]	[illegible]	[illegible]
GEN/ON/OFF marking right hand aids mounting	[illegible]	[illegible]	[illegible]	[illegible]	[illegible]
[illegible]	[illegible]	[illegible]	[illegible]	[illegible]	[illegible]
ON/OFF marking left hand aids mounting	[illegible]	[illegible]	[illegible]	[illegible]	[illegible]
ON/OFF marking right hand aids mounting	[illegible]	[illegible]	[illegible]	[illegible]	[illegible]
[illegible]	[illegible]	[illegible]	[illegible]	[illegible]	[illegible]
Shutter STOP marking any aids mounting	[illegible]	[illegible]	[illegible]	[illegible]	[illegible]
Without marking any aids mounting	[illegible]	[illegible]	[illegible]	[illegible]	[illegible]
Without marking	[illegible]	[illegible]	[illegible]	[illegible]	[illegible]

[illegible]

[illegible]

Arteor Dyna

[redacted]

Arteor Dyna

[redacted]

[redacted]

[redacted]



[redacted]



[redacted]

[redacted]

[redacted]

[redacted]

[redacted]

PIECE	CD/Box	Sensors ideal for passage areas
1	[redacted]	[redacted]

PIECE	CD/Box	Sensors ideal for working areas
1	[redacted]	[redacted]
1	[redacted]	[redacted]
1	[redacted]	[redacted]

PIECE	CD/Box	Surface-mounting boxes
1	[redacted]	[redacted]

PIECE	CD/Box	Arteor 180° dual technology presence sensor
1	[redacted]	[redacted]
1	[redacted]	[redacted]

PIECE	CD/Box	Arteor display thermostats
1	[redacted]	[redacted]

PIECE	CD/Box	Temperature probe
1	[redacted]	[redacted]

PIECE	CD/Box	Plug-in jumpers
		Jumpers
		[redacted]
1	[redacted]	0
1	[redacted]	1
1	[redacted]	2
1	[redacted]	3
1	[redacted]	4
1	[redacted]	5
1	[redacted]	6
1	[redacted]	7
1	[redacted]	8
1	[redacted]	9
1	[redacted]	GR
1	[redacted]	GR/B
1	[redacted]	GR
1	[redacted]	GRY
1	[redacted]	GR
1	[redacted]	PUL
1	[redacted]	PUL
1	[redacted]	GRN
1	[redacted]	[redacted]
1	[redacted]	[redacted]
1	[redacted]	Kit with all the 8x jumpers (10 x 8 x 10 units)
		Filter
1	[redacted]	Plug-in jumpers

[redacted]

PEZZI	Cod./Rif.no	[redacted]
[redacted]	[redacted]	[redacted]
[redacted]	[redacted]	[redacted]
[redacted]	[redacted]	[redacted]

UK for Upgrade Hotels

PACK	Cls Nos	
		[illegible]
[illegible]	[illegible]	[illegible]
[illegible]	[illegible]	[illegible]
[illegible]	[illegible]	**[illegible]**
[illegible]	[illegible]	**[illegible]**
[illegible]	[illegible]	**[illegible]**

PACK	Cls Nos	
		[illegible]
[illegible]	[illegible]	[illegible]
[illegible]	[illegible]	[illegible]
[illegible]	[illegible]	**[illegible]**
[illegible]	[illegible]	**[illegible]**
[illegible]	[illegible]	**[illegible]**
[illegible]	[illegible]	**[illegible]**
[illegible]	[illegible]	**[illegible]**
[illegible]	[illegible]	**[illegible]**

Hotel equipment

[redacted]

[redacted]



[redacted]

PACK	Ref.	Keys and switches BUSINCS
		Equipped with mifare plus, to be equipped with support (Mifare Desfire)
		For example: BUSINCS key card, Key fob, Time stamp, Mifare Desfire, Environmental lighting, Intensity LED
		2 modes
		[redacted]
1	0.720.01	
1	0.720.11	
		RFID keypad switch
		Only switch with ISO 14443 Mifare Edge
1	0.720.16	
1	0.720.26	
		DO NOT DISTURB – MAKE UP THE ROOM control indicators
		To be equipped with support (Mifare Desfire)
1	0.870.03	Bi-level Red/Blue Bi-level position
1	0.870.04	Bi-level Red/Blue Bi-level position + Edge switch
		DO NOT DISTURB – MAKE UP ROOM mechanism to be equipped
		Mechanism
1	0.870.05	2 modes To be equipped with Key/Card support (Mifare Desfire)
		Cover plates with DO NOT DISTURB symbol + 2 modes
1	0.503.46	
1	0.503.47	
1	0.503.48	
1	0.503.49	
		Couple of cover plates with DO NOT DISTURB symbol and MAKE UP ROOM symbol
1	0.503.56	
1	0.503.57	
1	0.503.66	
1	0.503.67	

Hotel equipment

[redacted]

[redacted]

[redacted]

[redacted]

PACK	Ref.	Reception products
1	0.870.02	Badge – key card
		Programmer
1	0.884.02	
		Room products
		IP access module
1	[redacted]	
		Energy Room Controller Units
		Power modules equipped with output Sensible for Controlling: - different types of of DIMMER (dimming, roller shutters, Sensible, motors, etc.) - BOX (dimming output for fluorescents). Leds Sensible of by the Controller in ON/Off by Switch, with applied ECO Controls, only wired Sensible input sensible (switches, push buttons, switches Sensible)
1	0.884.05	
1	0.884.10	
		Infrastructure products
		To be Sensible with Ch/Ke 0.870.01
		Driver manager
1	[redacted]	



[redacted]

PEX	GBxNo	Active KNX control mechanisms
		For lighting control (ON/OFF, dimming, colour, ...), shutters and HVAC control. Backlit Control Unit. Equipped with programmable LEDs (16 Colours). Multi-function LEDs (for office, of the building and provide system feedback). Also, office function KNX [redacted]
1	0-[redacted]	[redacted]
		4 actuation points With flat holder To be equipped with support (Glass/Solid glass)
1	0-[redacted]	White, equipment version
1	0-[redacted]	Aluminium, equipment version
1	0-[redacted]	White, round version
1	0-[redacted]	Aluminium, round version
		Touch control mechanisms – 4 actuation points Supplied with glass glass Upon request, customization of glass panels with lasered symbols (grafica Gen 03 ...)
1	0-[redacted]	[redacted]
1	0-[redacted]	[redacted]
		Touch control mechanisms – 8 actuation points Supplied with glass glass Upon request, customization of glass panels with lasered symbols (grafica Gen 03 ...)
1	0-[redacted]	[redacted]
1	0-[redacted]	[redacted]

PEX	GBxNo	Room Controller Units
		Room controller equipped with outputs/Control Units for Controlling - different types of of ON/OFF loads (lighting, roller shutters, Ventilation, motors, ...) - 0-10V dimming outputs for LED lighting units. Loads to be managed by the Controller in multi-Group Backlit Relay, either by ELEKON Controls, or by other Control Units (inputs/outputs/Relays, proximities, windows Sensitive) Multi-Phase Control and Consumption measurement Installation To be equipped with Key Cover, support (Glass/Solid glass)
1	0-[redacted]	
1	0-[redacted]	Bipolar, 16 outputs KNX module 17.5 mm
		Actuator temperature control LED backlight display with 4 push buttons Backlit and Back Energy Saving mode Controlling different types of Heating/Cooling system (FCU, heating/Cooling valve, Air, Radiant Cooling, ...) in Cascade Mode through KNX with dedicated HVAC Controller (for details see dedicated KNX Service Group) - monitoring the Ambient temperature with dedicated Adjustment of the temperature set point (Ambient) and speed - switching operating mode (Comfort, precaution) To be installed in Bedroom/Living Rooms Installation
1	0-[redacted]	To be equipped with support (Glass/Solid glass)



PEX	Qty./Box	Media Hub
4 4	[illegible] [illegible]	Allows the user to • [illegible] from a PC or Blu-Ray player to TV HDMI cable • [illegible] Connection of USB [illegible] to TV USB [illegible] cable • Charge [illegible] USB [illegible] power [illegible] • Listen to music from a smartphone, tablet, etc. on TV Bluetooth function Inputs: [illegible] USB [illegible] including [illegible] USB [illegible], HDMI, Bluetooth Audio Outputs: HDMI, Red USB [illegible] Power supply with [illegible] provided [illegible] modules Take equipped with British [illegible] Plus 2 Modules [illegible] (Black), [illegible] (Soft Blue), [illegible] (Silver Metal)

PEX	Qty./Box	Mechanical key card switches
4 4 4	[illegible] [illegible] [illegible]	For energizing [illegible] switching [illegible] Nightlight [illegible] Hotel [illegible] Suitable [illegible] power supply only when guest is present Time delay [illegible] Take equipped with single pole [illegible] relay [illegible] [illegible] modules Key card switches 230 V

PEX	Qty./Box	Key card switches RFID
4 4	[illegible] [illegible]	For energizing [illegible] switching [illegible] power, [illegible], hotel room... Work only with [illegible] card [illegible] Key [illegible] or other [illegible] type [illegible] Key [illegible] Time delay [illegible] Low [illegible] 230 V AC, [illegible] Lighting [illegible] LED Take equipped with support [illegible] (p. [illegible]) and [illegible] (p. [illegible]) [illegible] modules

PEX	Qty./Box	Key card switches
[illegible] [illegible]	[illegible] [illegible]	For mechanical key card switches [illegible] Nightlight switches Integrated with Kaplan [illegible] Supplied complete with [illegible] holder [illegible]
[illegible]	[illegible]	For RFID key card switches

PEX	Qty./Box	Shaver sockets
[illegible] [illegible] [illegible] [illegible]	[illegible] [illegible] [illegible] [illegible]	Conform to [illegible] (IP 20) Power with [illegible], British, [illegible], [illegible] Splashproof Double [illegible] [illegible] Registration [illegible] [illegible] Take equipped with [illegible] plug, [illegible] [illegible] (Black), [illegible] (Soft Blue), [illegible] (Silver Metal), [illegible] (Silver Metal) Particularly [illegible] [illegible] Power supply 230/240 V AC, [illegible] [illegible] modules 230 V / 120-230 V



[redacted]

[redacted]



[redacted]

PEX	Order No.	Lighting control
		[redacted]
		Lady double pole
		[redacted]
[redacted]	[redacted]	White
[redacted]	[redacted]	Aluminium
		[redacted]
		Lady
		[redacted]
[redacted]	[redacted]	White
[redacted]	[redacted]	Aluminium
		[redacted]
		[redacted]
[redacted]	[redacted]	White
[redacted]	[redacted]	Aluminium
		Electronic roller blinds control - 230/240V a.c.
		[redacted]
		Pure Sine Wave Control of Electronic (no Chokes) roller blind positions)
[redacted]	[redacted]	White
[redacted]	[redacted]	Aluminium
[redacted]	[redacted]	Chilli yellow
[redacted]	[redacted]	Metallic
		[redacted]
		Pure Sine Wave Control of Electronic (no Chokes) roller blind positions)
[redacted]	[redacted]	White
[redacted]	[redacted]	Aluminium
		Outlets control - 230/240V a.c.
		[redacted]
		Pure Sine Wave Control of Electronic (no Chokes) roller blind positions)
[redacted]	[redacted]	White
[redacted]	[redacted]	Aluminium
		[redacted]
		Pure Sine Wave Control of Electronic (no Chokes)
[redacted]	[redacted]	White
[redacted]	[redacted]	Aluminium

PEX	Order No.	Wired hardwire call indicators
		[redacted]
		[redacted]
		[redacted]
		[redacted]
		[redacted]
		[redacted]
		[redacted]
		[redacted]
[redacted]	[redacted]	White
[redacted]	[redacted]	Aluminium
[redacted]	[redacted]	Chilli yellow
		[redacted]
		[redacted]
		[redacted]
[redacted]	[redacted]	White
[redacted]	[redacted]	Aluminium
[redacted]	[redacted]	Soft Blue
		Illuminated signs
		[redacted]
		[redacted]
		[redacted]
		[redacted]
		Green or red LEDs
		[redacted]
[redacted]	[redacted]	[redacted]
[redacted]	[redacted]	[redacted]
		Blue LEDs
		[redacted]
		[redacted]
[redacted]	[redacted]	[redacted]
[redacted]	[redacted]	[redacted]
		Buzzers
		230/V - 1 module
[redacted]	[redacted]	[redacted]
[redacted]	[redacted]	[redacted]

See p. [redacted] for [redacted]

[redacted]

[redacted]



[redacted]

[redacted]

[redacted]

[redacted]

[redacted]

[redacted]

[redacted]	[redacted]	[redacted]
[redacted]	[redacted]	[redacted]
[redacted]	[redacted]	[redacted]
[redacted]	[redacted]	[redacted]
[redacted]	[redacted]	[redacted]
[redacted]	[redacted]	[redacted]
[redacted]	[redacted]	[redacted]
[redacted]	[redacted]	[redacted]
[redacted]	[redacted]	[redacted]
[redacted]	[redacted]	[redacted]
[redacted]	[redacted]	[redacted]
[redacted]	[redacted]	[redacted]
[redacted]	[redacted]	[redacted]
[redacted]	[redacted]	[redacted]
[redacted]	[redacted]	[redacted]
[redacted]	[redacted]	[redacted]
[redacted]	[redacted]	[redacted]
[redacted]	[redacted]	[redacted]

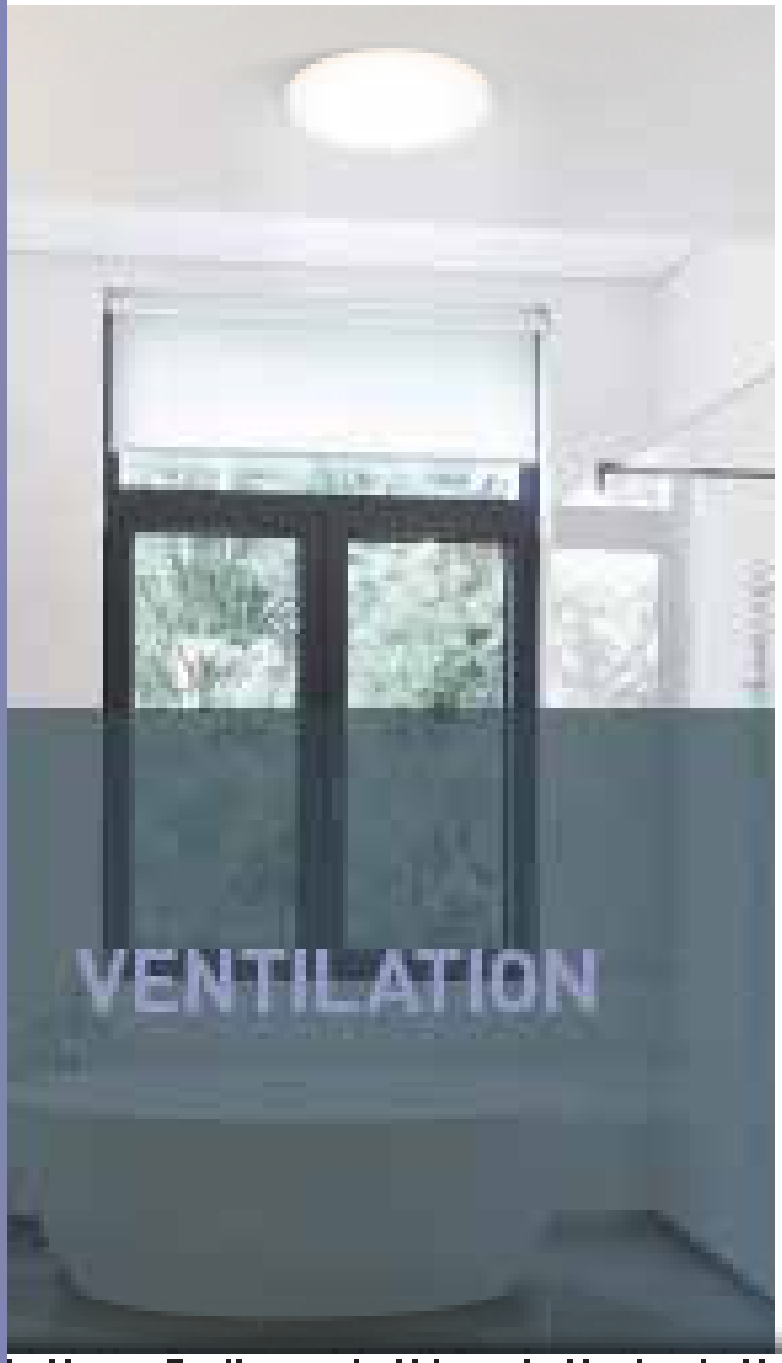
VENTILATION

Bathroom Heaters

Exhaust Fans

Ceiling Fans

WHY VENTILATION IS SO IMPORTANT

[redacted]

[redacted]

[redacted]

[redacted]

VENTILATION SOLUTIONS FOR EVERY ROOM



Bathroom Heaters

[redacted]

[redacted]

[redacted]



[redacted]

[redacted]	[redacted]	[redacted]
[redacted]	[redacted]	[redacted]
[redacted]	[redacted]	[redacted]
[redacted]	[redacted]	[redacted]
[redacted]	[redacted]	[redacted]
[redacted]	[redacted]	[redacted]
[redacted]	[redacted]	[redacted]
[redacted]	[redacted]	[redacted]
[redacted]	[redacted]	[redacted]
[redacted]	[redacted]	[redacted]
[redacted]	[redacted]	[redacted]
[redacted]	[redacted]	[redacted]
[redacted]	[redacted]	[redacted]

[redacted]

[redacted]

[redacted]

[redacted]

[redacted]	[redacted]	[redacted]
[redacted]	[redacted]	[redacted]
[redacted]	[redacted]	[redacted]
[redacted]	[redacted]	[redacted]
[redacted]	[redacted]	[redacted]
[redacted]	[redacted]	[redacted]
[redacted]	[redacted]	[redacted]
[redacted]	[redacted]	[redacted]
[redacted]	[redacted]	[redacted]
[redacted]	[redacted]	[redacted]
[redacted]	[redacted]	[redacted]
[redacted]	[redacted]	[redacted]
[redacted]	[redacted]	[redacted]

[redacted]



[redacted]

[redacted]	[redacted]	[redacted]
[redacted]	[redacted]	[redacted] [redacted] [redacted] [redacted] [redacted]
[redacted]	[redacted]	[redacted] [redacted] [redacted] [redacted] [redacted]
[redacted]	[redacted]	[redacted] [redacted] [redacted] [redacted] [redacted]
[redacted]	[redacted]	[redacted] [redacted] [redacted] [redacted] [redacted]
[redacted]	[redacted]	[redacted] [redacted] [redacted] [redacted] [redacted]

[redacted]

[redacted]

[redacted]

[redacted]

[redacted]



[redacted]

[redacted]	[redacted]	[redacted]
[redacted]	[redacted]	[redacted]
[redacted]	[redacted]	[redacted]
[redacted]	[redacted]	[redacted]

CEILING FANS CF SERIES

HOW TO CHOOSE THE RIGHT CEILING FAN SIZE

Room Size (m²)	Up to 7m²	7m² to 12m²	12m² to 20m²
Recommended Fan Size (mm)	920 mm or 1220 mm	1220 mm or 1320 mm	1420 mm
Recommended Fan Size (inches)	36" or 48"	48" or 52"	56"

FEATURES OVERVIEW

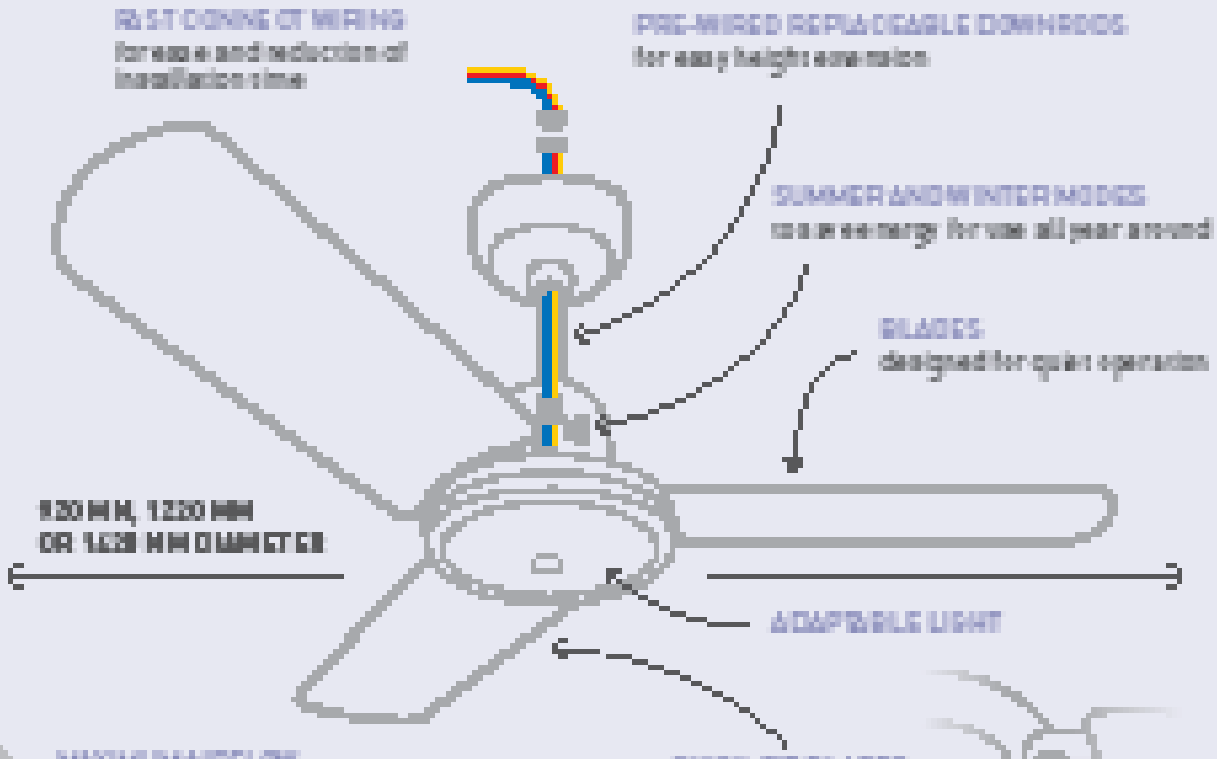

MAXIMUM AIRFLOW
enables optimal cooling whilst maintaining quiet operation

HANG-SURE MOUNTING
allows installation on stained ceilings of a maximum of 25°

	STANDARD		MEDIUM (750mm)		LONG (1500mm)	
LENGTH	A	B	A	B	A	B
HANGSURE	200mm	200mm	970mm	960mm	1460mm	1710mm



Find out more about in our [illegible] catalogue.

Available for download on www.legrand.com.au

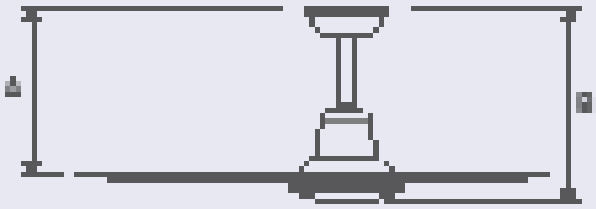

See p. 308 for Ceiling fan accessories

Ceiling Fans

[redacted]

[redacted]

[redacted]

[redacted]

[redacted]

[redacted]

[redacted]



[redacted]

[redacted]	[redacted]	[redacted]
[redacted]	[redacted]	[redacted]
[redacted]	[redacted]	[redacted]
[redacted]	[redacted]	[redacted]

Ceiling Fans

Plywood Blade Series

[illegible]

[illegible]



[illegible]

[illegible]	[illegible]	[illegible]
[illegible]	[illegible]	[illegible]
[illegible]	[illegible]	[illegible]
[illegible]	[illegible]	[illegible]
[illegible]	[illegible]	[illegible]
[illegible]	[illegible]	[illegible]

CF Series Ceiling Fans

CF SERIES: PRODUCT SPECIFICATIONE COMPARISON			
CAT NOS	MAX RPM	MAX POWER	MAX AIRFLOW
ALUMINIUM			
CF[illegible]	[illegible]	[illegible]	[illegible]
CF[illegible]	[illegible]		[illegible]
CF[illegible]	[illegible]		[illegible]
CF[illegible]	[illegible]		[illegible]
CF[illegible]	[illegible]		[illegible]
CF[illegible]	[illegible]		[illegible]
316 STAINLESS STEEL			
CF[illegible]	[illegible]	[illegible]	[illegible]
CF[illegible]	[illegible]		[illegible]
CF[illegible]	[illegible]		[illegible]
304 STAINLESS STEEL			
CF[illegible]	[illegible]	[illegible]	[illegible]

Inspire Series Ceiling Fans

INSPIRE SERIES: PRODUCT SPECIFICATIONE COMPARISON		
BLADE MATERIAL	Plywood	Plywood
CAT NOS	RCF[illegible] RCF[illegible] RCF[illegible]	RCFT[illegible] RCFT[illegible]
MAX RPM	[illegible]	[illegible]
MAX POWER	[illegible]	[illegible]
MAX AIRFLOW	[illegible]	[illegible]
LIGHT TYPE	-	Integrated Tri-Colour CCT
LIGHT COLOUR	-	Warm White Cool White Natural White
LIGHT DIMMING	-	Non-dimmable
LIGHT WATTAGE	-	[illegible] W
MAX LUMENS	-	[illegible] lumens
EFFICACY	-	[illegible] lm/W
CRI	-	[illegible]

[illegible]

Dimensions of non-ducted bathroom heaters

Cat. No. [illegible]

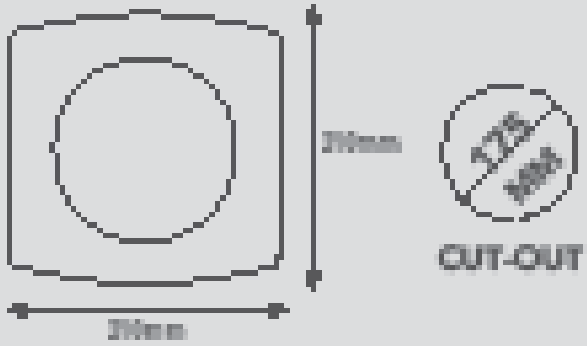

Cat. No. [illegible]



Dimensions of ducted bathroom heaters

Cat. No. [illegible]

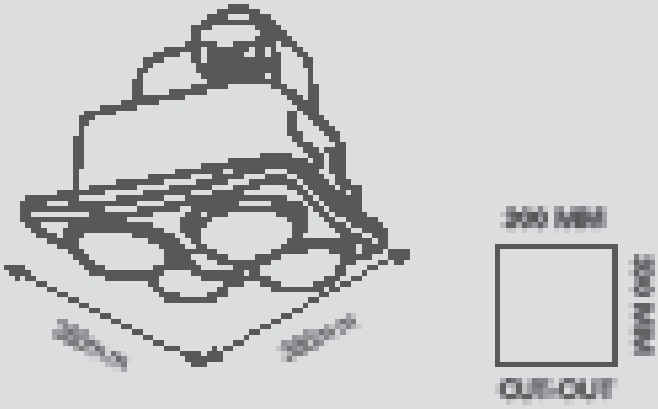

Cat. No. [illegible]

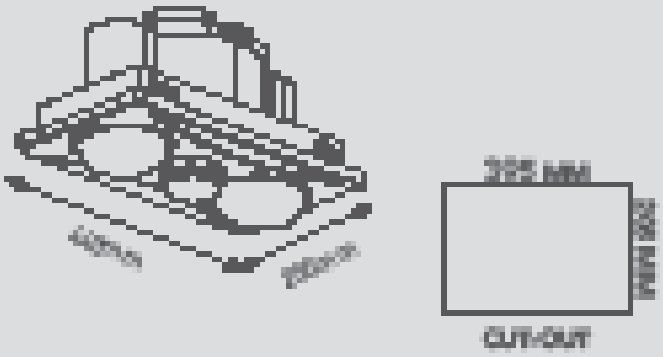

Cat. No. [illegible]

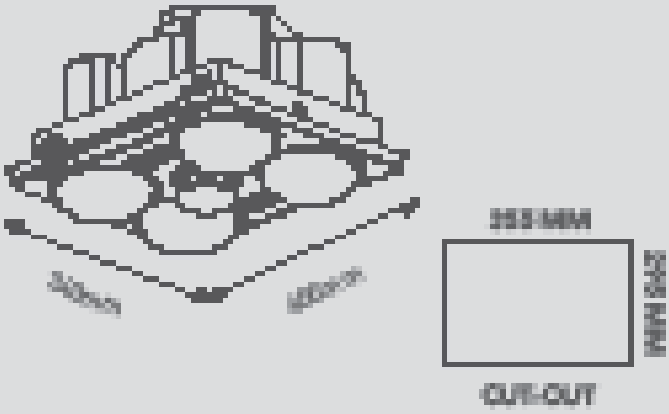

Dimensions of non-ducted bathroom heaters

Cat No. [illegible]

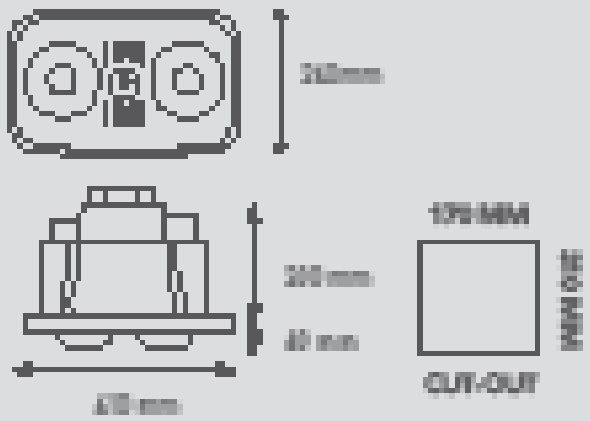

Cat No. [illegible]

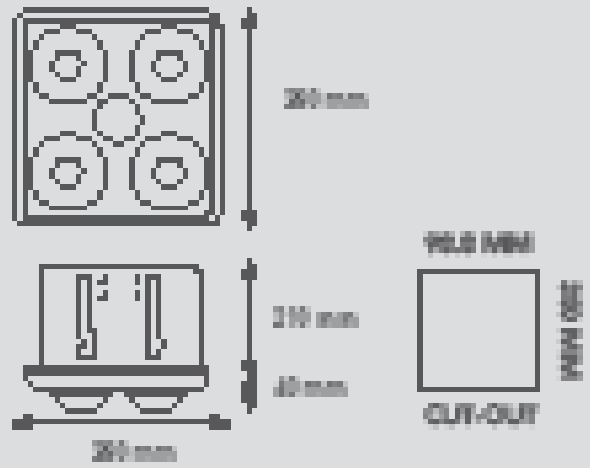

Cat No. [illegible]

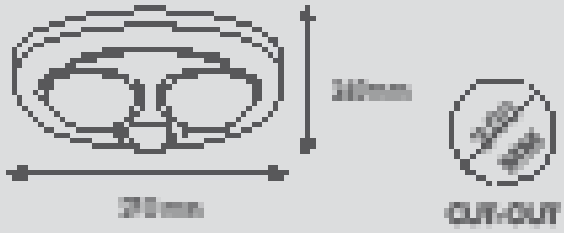

Dimensions of ducted exhaust fans

Cat No. [illegible]

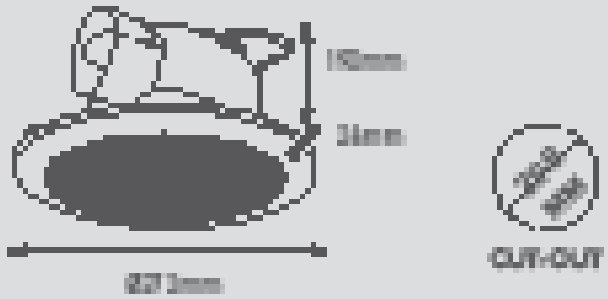

Cat No. [illegible]

Cat No. [illegible]

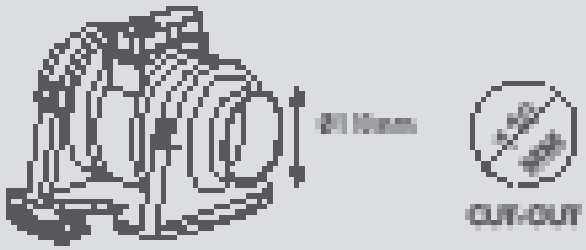

Cat No. [illegible]

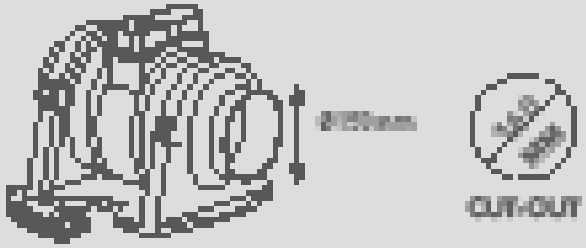

Dimensions of non-ducted exhaust fans

Cat No. [illegible] and [illegible]

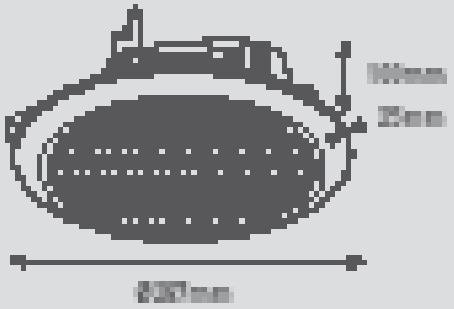

Cat No. [illegible] and [illegible]

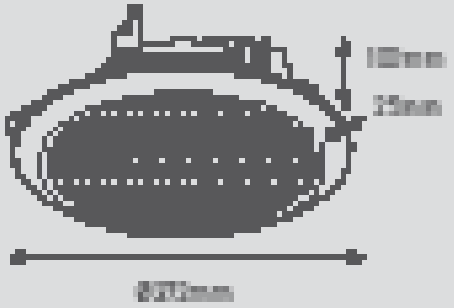



Cat No. [illegible]

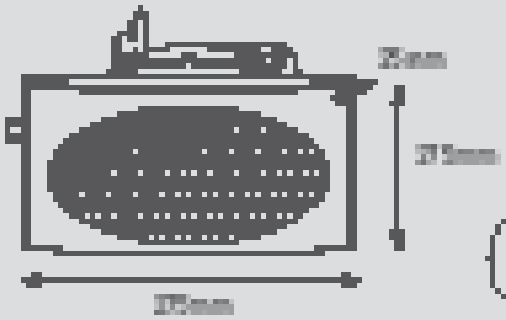

Cat No. [illegible]

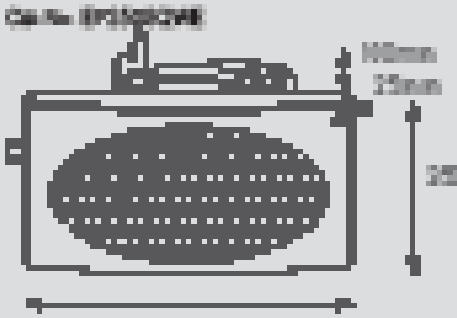



Dimensions of non-ducted exhaust fans

Cat No. [illegible]

Cat No. [illegible]

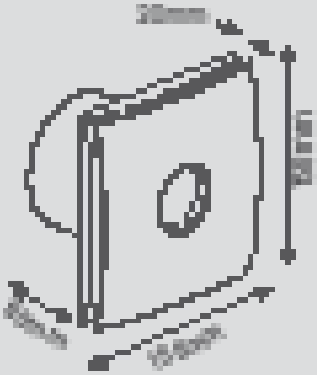

Cat No. [illegible], [illegible], and [illegible]

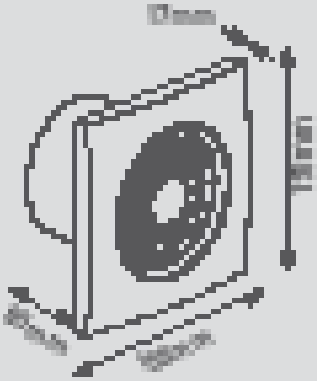

Dimensions

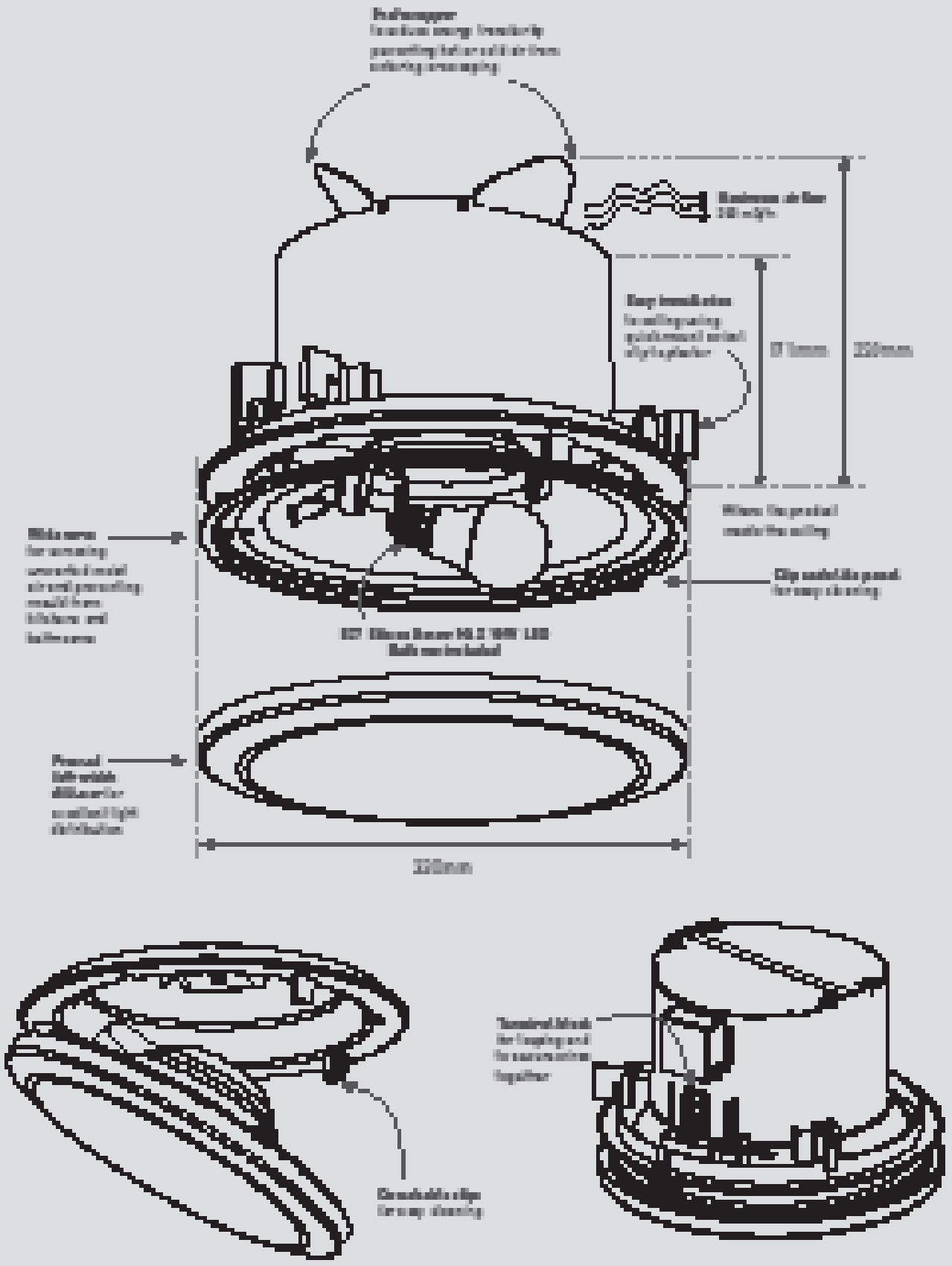

Dimensions

Cat No. [illegible]

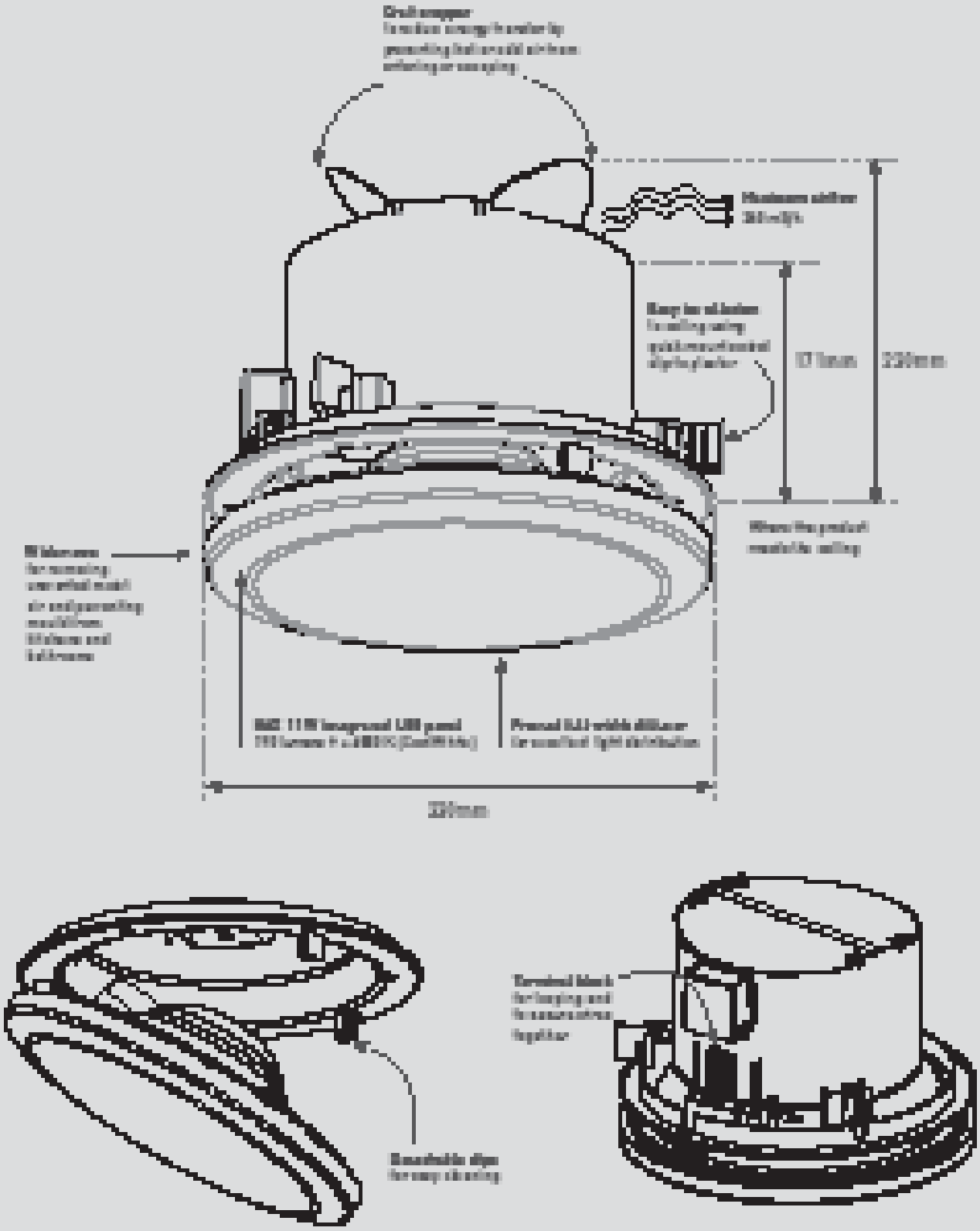

Dimensions

Cat No. EP150SQWE

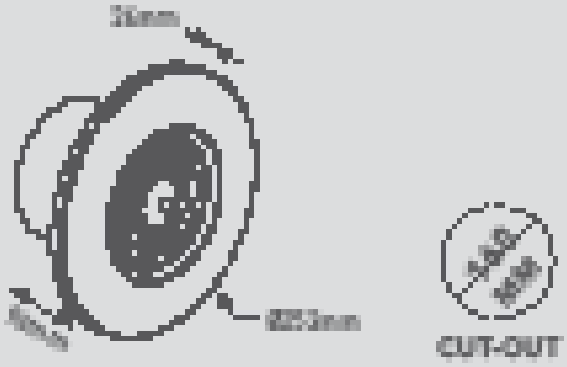

Cat No. EP150SQWE

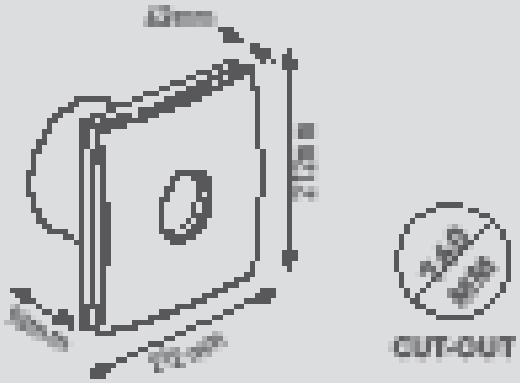

Cat No. R0216A

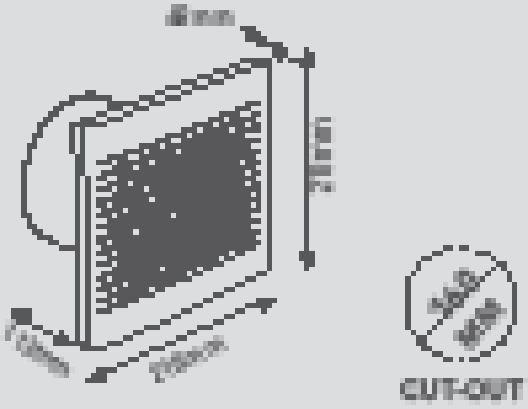

Cat No. EP150SQSWE, EP110SQSWE and EPH150SQSWE

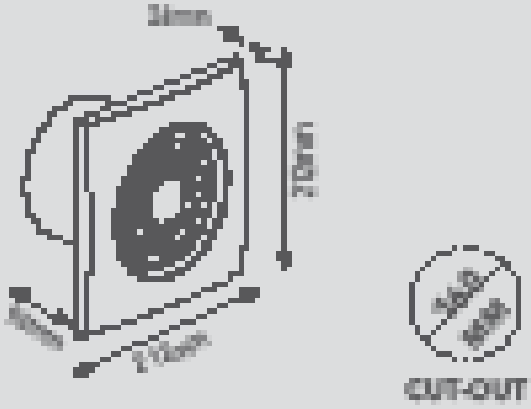

Dimensions

Cat No. [illegible]

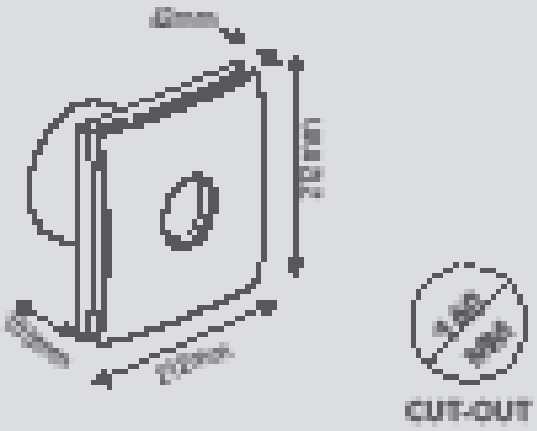

Cat No. [illegible]

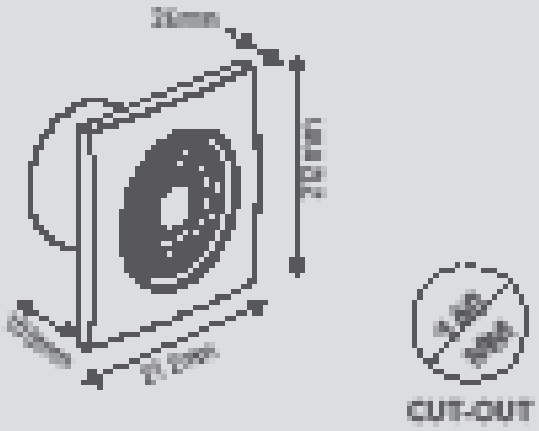

Cat No. [illegible]

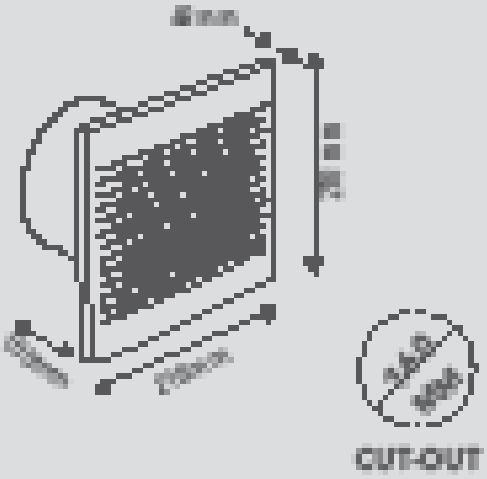



RESIDENTIAL LIGHTING, MOTION SENSORS & SMOKE ALARMS

Indoor Lighting — P. 201 Downlights

Outdoor Lighting — P. 221 Bunker Wall Lights

Light Bulbs & Light Tubes — P. 223 Light Bulbs

Motion Sensors — P. 224 Motion Sensors

Smoke Alarms — P. 225 Smoke alarms

P.[illegible]
Ceiling Lights

P.[illegible]
Bulkes Lights

P.[illegible]
Work Lights

P.[illegible]
Floodlights

P.[illegible]
Garden Lights

P.[illegible]
Garden Light Accessories

P.[illegible]
Light Tubes



P.[illegible]
Light Accessories

Downlights

Downlights Accessories





PACK	CB/Box	[redacted]
[redacted]	[redacted]	[redacted]
[redacted]	[redacted]	[redacted]
[redacted]	[redacted]	[redacted]

Indoor Lighting

Ceiling Styles

[redacted]

[redacted]

[redacted]

[redacted]	[redacted]	[redacted]
[redacted]	[redacted]	[redacted]
[redacted]	[redacted]	[redacted]
[redacted]	[redacted]	[redacted]
[redacted]	[redacted]	[redacted]
[redacted]	[redacted]	[redacted]

[redacted]

[redacted]

[redacted]

[redacted]

[redacted]	[redacted]	[redacted]
[redacted]	[redacted]	[redacted]
[redacted]	[redacted]	[redacted]
[redacted]	[redacted]	[redacted]
[redacted]	[redacted]	[redacted]
[redacted]	[redacted]	[redacted]
[redacted]	[redacted]	[redacted]
[redacted]	[redacted]	[redacted]
[redacted]	[redacted]	[redacted]
[redacted]	[redacted]	[redacted]
[redacted]	[redacted]	[redacted]

[redacted]

[redacted]

[redacted]

[redacted]

[redacted]

[redacted]

PACK	CB Nos	[redacted]	
[redacted]	[redacted]	[redacted]	[redacted]
[redacted]	[redacted]	[redacted]	[redacted]
[redacted]	[redacted]	[redacted]	[redacted]
[redacted]	[redacted]	[redacted]	[redacted]
[redacted]	[redacted]	[redacted]	[redacted]
[redacted]	[redacted]	[redacted]	[redacted]
		[redacted]	
[redacted]	[redacted]	[redacted]	
[redacted]	[redacted]	[redacted]	
		[redacted]	
[redacted]	[redacted]	[redacted]	[redacted]
[redacted]	[redacted]	[redacted]	[redacted]
[redacted]	[redacted]	[redacted]	[redacted]
[redacted]	[redacted]	[redacted]	[redacted]
[redacted]	[redacted]	[redacted]	[redacted]
[redacted]	[redacted]	[redacted]	[redacted]
[redacted]	[redacted]	[redacted]	[redacted]
[redacted]	[redacted]	[redacted]	[redacted]
[redacted]	[redacted]	[redacted]	[redacted]
[redacted]	[redacted]	[redacted]	[redacted]
[redacted]	[redacted]	[redacted]	[redacted]

PACK	CB Nos	[redacted]	
[redacted]	[redacted]	[redacted]	[redacted]
[redacted]	[redacted]	[redacted]	[redacted]
[redacted]	[redacted]	[redacted]	[redacted]
[redacted]	[redacted]	[redacted]	[redacted]
[redacted]	[redacted]	[redacted]	[redacted]
		[redacted]	
[redacted]	[redacted]	[redacted]	
[redacted]	[redacted]	[redacted]	
[redacted]	[redacted]	[redacted]	
[redacted]	[redacted]	[redacted]	
[redacted]	[redacted]	Without Sensor / Sensor [redacted] [redacted]	
[redacted]	[redacted]	[redacted]	
[redacted]	[redacted]	[redacted]	

[redacted]

Outdoor Lighting

Outdoor Lights

[illegible]

[illegible]

[illegible]

PEKs	Ch.Kts	[illegible]
4	[illegible]	[illegible]
4	[illegible]	[illegible]
4	[illegible]	[illegible]
4	[illegible]	[illegible]
4	[illegible]	[illegible]
4	[illegible]	[illegible]
4	[illegible]	[illegible]
3	[illegible]	[illegible]

Outdoor Lighting Accessories

[illegible]

[illegible]

[illegible]

PEKs	Ch.Kts	[illegible]
4	[illegible]	[illegible]
4	[illegible]	[illegible]
4	[illegible]	[illegible]
4	[illegible]	[illegible]
4	[illegible]	[illegible]
4	[illegible]	[illegible]
4	[illegible]	[illegible]
4	[illegible]	[illegible]
4	[illegible]	[illegible]
4	[illegible]	[illegible]

Light Bulbs & Light Tubes

[redacted]

[redacted]

PACK	CB Nos	[redacted]
		[redacted]
4	[redacted]	[redacted]
4	[redacted]	[redacted]
		[redacted]
4	[redacted]	[redacted]
4	[redacted]	[redacted]
4	[redacted]	[redacted]
		[redacted]
		[redacted]
4	[redacted]	[redacted]
4	[redacted]	[redacted]
		[redacted]
4	[redacted]	[redacted]
4	[redacted]	[redacted]
4	[redacted]	[redacted]
4	[redacted]	[redacted]
		[redacted]
4	[redacted]	[redacted]
4	[redacted]	[redacted]
		[redacted]
4	[redacted]	[redacted]
		[redacted]
4	[redacted]	[redacted]
4	[redacted]	[redacted]
		[redacted]
4	[redacted]	100W
4	[redacted]	100W
3	[redacted]	100W [redacted]

PACK	CB Nos	Halogen Light Bulbs
		[redacted]
4	[redacted]	[redacted]
4	[redacted]	[redacted]
		[redacted]
4	[redacted]	[redacted]
4	[redacted]	[redacted]
4	[redacted]	[redacted]
		[redacted]
4	[redacted]	[redacted]
4	[redacted]	[redacted]
		[redacted]
4	[redacted]	[redacted]
4	[redacted]	[redacted]
		[redacted]
4	[redacted]	[redacted]

Light Bulbs & Light Tubes

Light Tubes

PEKs	CB Nos	Insect Control
		Straight - Nelson
1	[illegible]	Insect Control also Directly straight Fluorescent Nelson 40W white
		Accessories - Nelson
1	[illegible]	Pile of still to 40 Kits for Nelson Insect Control (NEIKIT)
1	[illegible]	[illegible] for Nelson Insect Control (NEIKIT)
		Fluorescent T8 Lamps
		Straight - Nelson
1	[illegible]	[illegible]
1	[illegible]	[illegible]
		Circular - Nelson
1	[illegible]	[illegible]
1	[illegible]	[illegible]
1	[illegible]	[illegible]
1	[illegible]	[illegible]
1	[illegible]	[illegible]
	[illegible]	[illegible]

PEKs	CB Nos	Fluorescent T8 Lamps
		Straight - Nelson
1	[illegible]	[illegible]
1	[illegible]	[illegible]
		Circular - Nelson
1	[illegible]	[illegible]
		Short Display Pink Straight - HPM
1	[illegible]	[illegible]
1	[illegible]	[illegible]
1	[illegible]	[illegible]
		Fluorescent T8 Lamps
		Circular - Nelson
1	[illegible]	[illegible]
1	[illegible]	[illegible]
		Halogen PTT Lamps
		J-type clear linear - Nelson
1	[illegible]	[illegible]
2	[illegible]	[illegible]
2	[illegible]	[illegible]

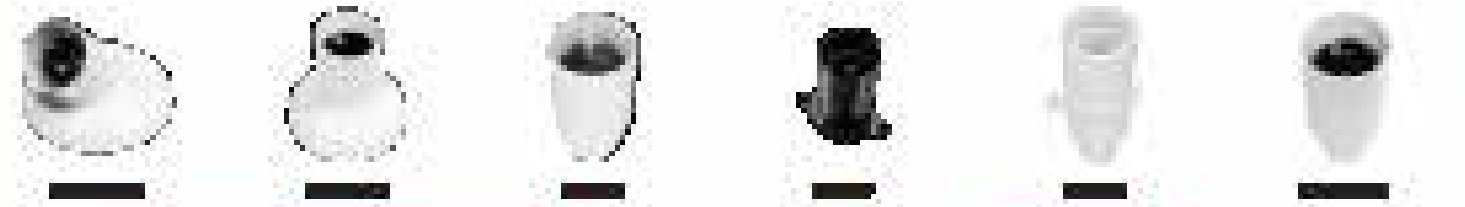

[redacted]	[redacted]	[redacted]
[redacted]	[redacted]	[redacted]
[redacted]	[redacted]	[redacted]
[redacted]	[redacted]	[redacted]

Motion Sensors Chart

Brand	Cat No.	Image	Application	Mounting type	Manual override	Detection angle	Detection range	IP Rating	Finish
Indoor 360° Motion Sensors									
[redacted]	[redacted]		[redacted]	[redacted]	[redacted]	[redacted]	[redacted]	-	[redacted]
[redacted]	[redacted]		[redacted]	[redacted]	[redacted]	[redacted]	[redacted]	-	[redacted]
[redacted]	[redacted]		[redacted]	[redacted]	[redacted]	[redacted]	[redacted]	-	[redacted]
Outdoor 180° IP66 Motion Sensors									
[redacted]	[redacted]		Outdoor	[redacted]	[redacted]	[redacted]	[redacted]	[redacted]	[redacted]
[redacted]	[redacted]		[redacted]	[redacted]	[redacted]	[redacted]	[redacted]	[redacted]	[redacted]
[redacted]	[redacted]		Outdoor	[redacted]	[redacted]	[redacted]	[redacted]	[redacted]	[redacted]
[redacted]	[redacted]		[redacted]	[redacted]	[redacted]	[redacted]	[redacted]	[redacted]	[redacted]
[redacted]	[redacted]		Outdoor	[redacted]	[redacted]	[redacted]	[redacted]	[redacted]	[redacted]
[redacted]	[redacted]		[redacted]	[redacted]	[redacted]	[redacted]	[redacted]	[redacted]	[redacted]
[redacted]	[redacted]		Outdoor	[redacted]	[redacted]	[redacted]	[redacted]	[redacted]	[redacted]
[redacted]	[redacted]		Outdoor	[redacted]	[redacted]	[redacted]	[redacted]	[redacted]	[redacted]
Outdoor 110° IP66 Motion Sensors									
[redacted]	[redacted]		[redacted]	[redacted]	[redacted]	[redacted]	[redacted]	[redacted]	[redacted]
Outdoor 130° IP66 Motion Sensors									
Legrand	[redacted]		Outdoor	[redacted]	[redacted]	[redacted]	[redacted]	[redacted]	[redacted]

[redacted]

Motion Sensors

Indoor and outdoor

PCS.	CD/Ref.	[redacted]
		[redacted]
1	[redacted]	[redacted]
1	[redacted]	[redacted]
		[redacted]
1	[redacted]	[redacted]
		[redacted]
1	[redacted]	[redacted]
1	[redacted]	[redacted]
1	[redacted]	[redacted]
1	[redacted]	[redacted]
1	[redacted]	[redacted]
1	[redacted]	[redacted]
1	[redacted]	[redacted]
1	[redacted]	[redacted]
		[redacted]
1	[redacted]	[redacted]
1	[redacted]	[redacted]
		[redacted]
1	[redacted]	[redacted]
1	[redacted]	IP44 Motion Sensors - Legrand

Smoke Alarms

PCS.	CD/Ref.	[redacted]
1	[redacted]	[redacted]
1	[redacted]	[redacted]
1	[redacted]	[redacted]
1	[redacted]	[redacted]

PHOTOELECTRIC
SMOKE ALARMS

SURFACE MOUNT

[illegible]

FLUSH MOUNT

[illegible]



INTERCONNECTED SYSTEM

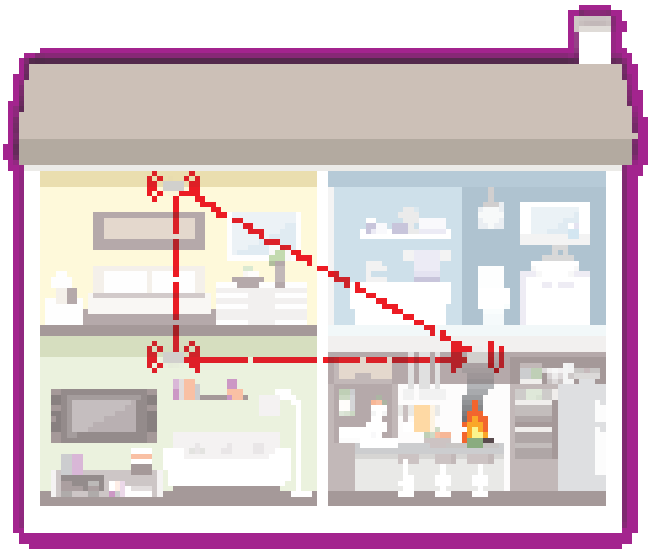

[illegible]

SPECIFICATIONS

	[illegible]	[illegible]
Sensor Type	[illegible]	
Mounting Type	[illegible]	[illegible]
Interconnect Type	[illegible]	
Power Source	[illegible]	
Supply Voltage	[illegible]	
Battery Type	[illegible]	[illegible]
Product Size	[illegible]	[illegible]
Cover Size	[illegible]	[illegible]
Temperature Range	[illegible]	
Humidity Range	[illegible]	
Alarm Volume	[illegible]	
Approvals	[illegible]	
Alarm Features	[illegible]	
Quality System	[illegible]	

[illegible]



[illegible]

FALSE TRIGGERING SMOKE ALARMS

[illegible]

[illegible]

Installation Locations

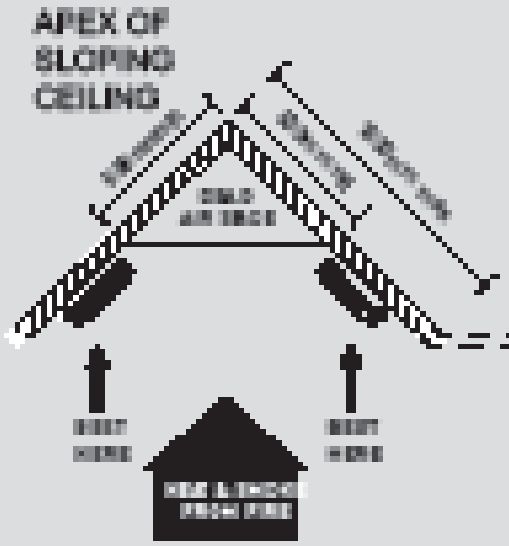

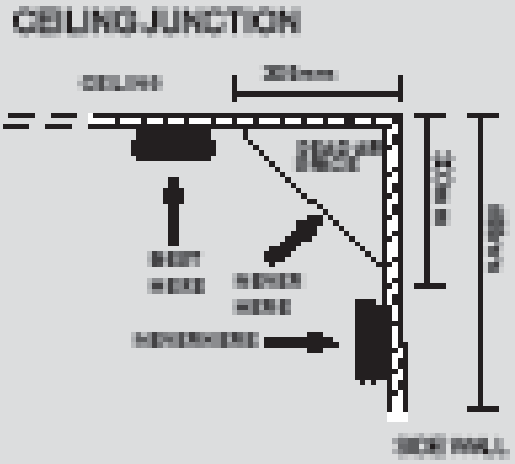

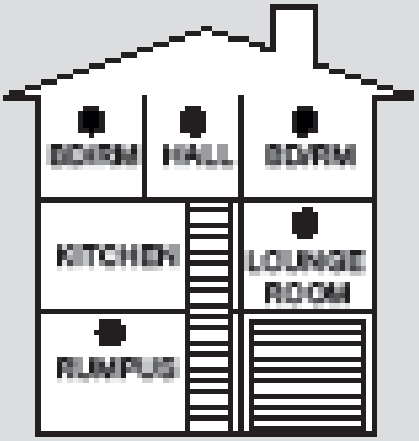

Mounting Type: Surface

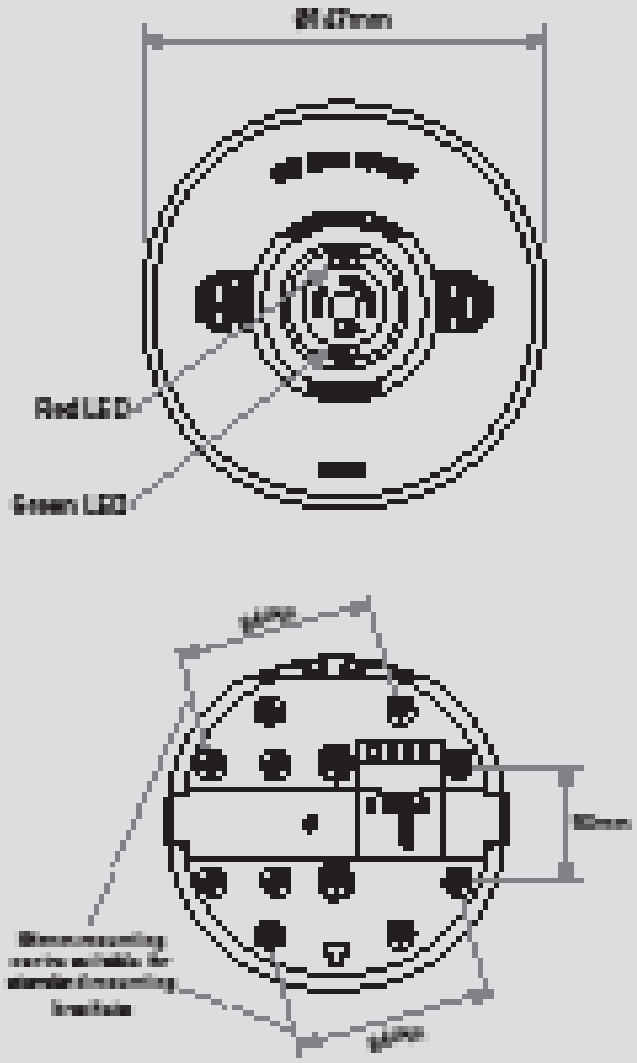

Specifications:	
Cat No.	[illegible]
Supply Voltage	230-240V a.c.
Frequency	50Hz
Backup Battery	9V battery included (recommended replacement: Energizer 522, Duracell MN 1604 or MX 1604)
Temperature Range	+0°C to +40°C
Humidity Range	10-95% at 20°C
Siren Sound Level	[illegible] dB at 3 metres
Unit Size	[illegible]
Maintenance Lifespan	10 years
Mounting Type	Surface (ceiling) - screws

Mounting Type: Flush

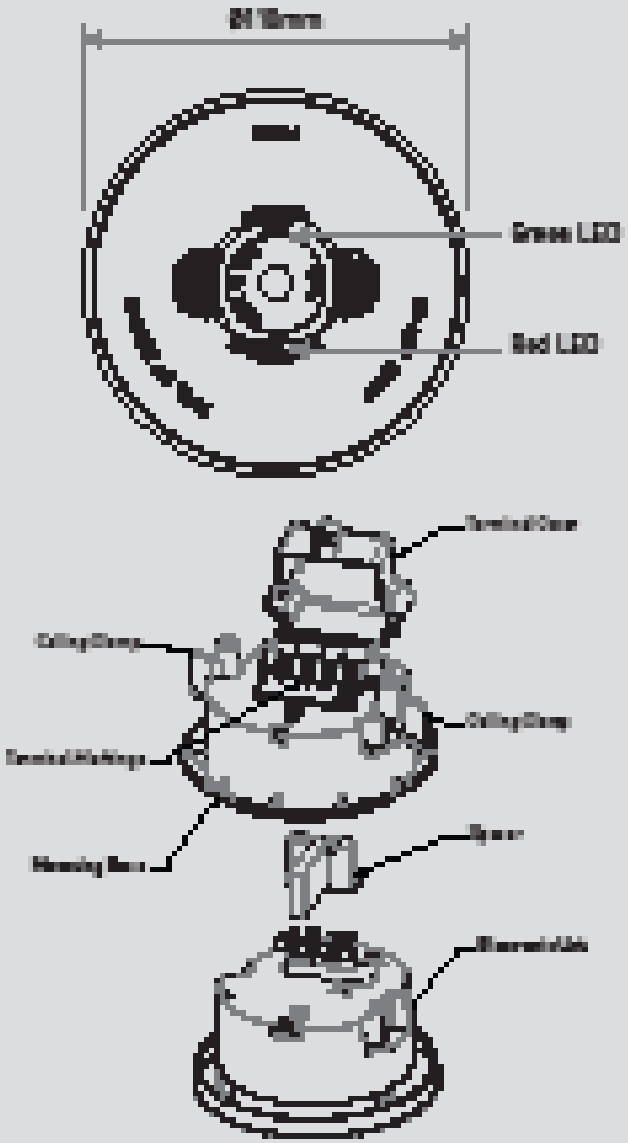

Specifications:	
Cat No.	[illegible]
Supply Voltage	230-240V a.c.
Frequency	50Hz
Backup Battery	3V Lithium battery (non replaceable)
Temperature Range	+0°C to +40°C
Humidity Range	10-95% at 20°C
Siren Sound Level	[illegible] dB at 3 metres
Unit Size	[illegible]
Ceiling Cut-out Size	[illegible]
Protrusion from ceiling	[illegible]
Depth from ceiling	[illegible]
Maintenance Lifespan	10 years
Mounting Type	Flush (ceiling) - clamps

Smoke Alarm Interface

Specifications (at 25°C):	
Input voltage:	230-240V ac
Frequency:	50Hz
Relay contact rating:	10A 240V ac 6A 28V dc
Approval No:	CS7626N

Features:

The cat no. 663086 smoke alarm interface enables Legrand 240V smoke alarms to be connected to remote alarm systems such as sirens, hooters etc, or to switch other appliances ON or OFF in the event of a fire, for example emergency lighting or exhaust fans. It contains fully isolated, relay terminals.

How it works:

When a smoke alarm is triggered, either by smoke or by pushing the test button, a voltage appears on the interconnect terminal. This voltage is sensed by the interface and the relay inside the interface is activated. However, the operation of this relay requires a 240V supply, hence active and neutral wires must be connected to the interface.

The isolated relay terminals are fully isolated from the 240V supply. They act in the same way as a normal ON/OFF switch. Connect these terminals to your remote alarm system, or to the appliance you want to be controlled by the smoke alarm.

Wiring:

Connect the active, interconnect and neutral wires to the interface and the smoke alarms as shown in Figure 1. Note that up to 20 Legrand smoke alarms can be connected to the interface in this way. Only one type of smoke alarm is to be interconnected with the interface.

The 663086 can be set to turn the appliance ON or OFF when a smoke alarm is triggered. This is achieved through a jumper connection. To access the jumper remove the base plate and circuits board. To turn the appliance ON (normally open) the jumper should be open. To turn the appliance OFF (normally closed) the jumper & should be shorted.

To switch a remote alarm or appliance when the smoke alarm sounds, use the wiring diagram shown in Figure 1.

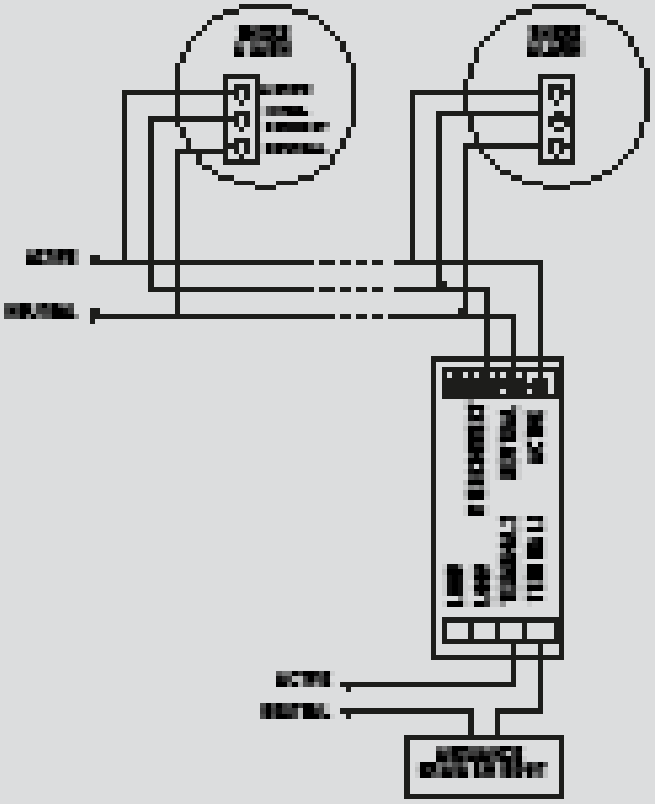

Figure 1. Wiring diagram for 663086.

EMERGENCY
LIGHTING
& TESTING
SYSTEMS

Emergency Testing Systems

Emergency Exit Signs



Emergency Sanctions & Spotlights

Emergency Luminaires

FEATURED PRODUCTS



(p. 227)

(p. 262)



Emergency IP65 Bulkhead
p. [illegible]

Leading the way in Emergency Lighting

Legrand products have been designed to answer all customer needs. Whether the need is to reduce initial installation costs, lower maintenance costs or create a smart Emergency evacuation lighting system, **Legrand has the solutions.**

Legrand has a comprehensive product portfolio to suit individual budget and project requirements. The portfolio is divided into three distinctive categories:

Economy, Premium or Computer Monitored

The **Economy range** consists of a Lithium battery technology with iSmart electronics for longer product life and is backed with a 3 year warranty. This range will particularly suit installations where initial cost is the major concern.

The **Premium range** consists of Lithium battery technology with iSmart electronics for longer product life and is backed with a 5 year warranty. This range of products are suitable for a variety of applications ranging from freezer installations, weather proof and consist of products that have superior emergency lighting classification and design.

The **Computer Monitored range** complements the Premium range by offering features such as automatic pre-scheduling testing and have diagnostics capabilities to minimize maintenance costs. Legrand's leading computer monitored system, Galaxy Connected Emergency Lighting System, provides the user the full simplicity of conducting emergency lighting testing and maintenance from any smart device, whether this local or remote monitoring of the installation.

Lithium-Ion Battery technology

All of Legrand's emergency lighting luminaires are filled with Lithium-Ion batteries, LIION is the same given to this range of product. With a design life of up to 10 years, the LIION range of emergency lighting products can fit deliver an extended battery life far beyond the expected lifespan of traditional NiCd/NiMH or lead-acid batteries.

There are many types of Lithium battery technologies. The battery of choice used in all LIION products is Lithium Iron Phosphate (LiFePO4), batteries with this chemical mix provide a safer option for emergency lighting applications.

PROTECTION CIRCUIT MODULE (PCM): Each battery pack has an onboard PCM which will protect the battery pack from excessive charging and over-discharging.

iSmart TEMPERATURE SENSING: The LIION range goes above and beyond safety, each luminaire is filled with iSmart temperature sensing technology. The electronics have been designed to ensure that the battery is not charged outside the specified ambient temperatures even to avoid catastrophic failure.






PACK	Code/Ref	GALAXY - Centralised Emergency Lighting System
1	[illegible]	Bell Siren, up to [illegible] IP44 Integrated WH Output Two RJ45 outlets 230V, 50/60Hz power
1	[illegible]	Medium Siren, up to [illegible] IP44 Integrated WH Output Two RJ45 outlets 230V, 50/60Hz power
1	[illegible]	Large Siren, up to [illegible] IP44 Integrated WH Output Six RJ45 outlets 230V, 50/60Hz power
1	[illegible]	Bell Sounder IP44 Left/Centre/Right (433.[illegible]MHz) 230V,50/60Hz power
1	[illegible]	Medium Sounder IP44 Left/Centre/Right (433.[illegible]MHz) powered by PoE
1	[illegible]	Large Sounder IP44 Left/Centre/Right (433.[illegible]MHz) powered by PoE
		Accessories for Galaxy System
1	[illegible]	Yellow/Black Warning Strobe, [illegible]m
1	[illegible]	Ethernet extender Repeater/Hub
		ACCESS® System
1	[illegible]	Bell Controller IP20 RF Connectivity (433.[illegible]MHz) 230V, 50/60Hz power
1	[illegible]	Ethernet extender Repeater/Hub
1	[illegible]	Powerall Computer Cooling printer
1	[illegible]	Cassette Interface with USB/RS485
1	[illegible]	Aegis emergency lighting monitoring software
		Accessories for Action System
		Data Cables
1	[illegible]	Connection RPU Cable
1	[illegible]	6 Core Rib 100m roll yellow
1	[illegible]	10 Core Rib 100m roll yellow
1	[illegible]	Crimping tool for RJ45 Cable
		Cable Components
1	[illegible]	Daisy Coupler
1	[illegible]	Coupler for 6 Core Cable
1	[illegible]	Coupler for 10 Core Cable
1	[illegible]	Flexible plug for 6 Core Cable
1	[illegible]	Flexible plug for 10 Core Cable
		Network Components
1	[illegible]	Converter LAN to RS485 Unpowered Unpowered

PACK	Code/Ref	Test Switch and Circuit Sensing Module
		Test Switch (SSM)
1	[illegible]	Test and Circuit Sensor, 72 x 83 x 61mm Flashing LEDs, or 10min power up time delay Pull between switches IP20
		Test Switch (Tests)
1	[illegible]	Test and Circuit Sensor, 100 x 100 x 61mm Flashing LEDs, or 10min power up time delay Capacitive Mode Bell Connection with DPC 20 & Condition provided IP20
		Circuit Sensing Mode
1	[illegible]	Circuit sensing module for lighting circuits, 72 x 83 x 61mm Eight Bus sensing inputs, Bell cycle (1s/2s/3s, cycle 5 modes), sensing up to 20 phases/circuits DIP switches to confirm Mains and Circuit input
		Sounder
1	[illegible]	110V DC 20 & 230VAC sound
		Accessories
1	[illegible]	Cap switch (Bell/Siren)



PACK	CN/Nos	Dynamo® LED - 3hr
		[illegible]
		Standard - Recessed
4	[illegible]	[illegible] LED [illegible] UDN
4	[illegible]	[illegible] LED [illegible] UDN
4	[illegible]	[illegible] LED [illegible] UDN
4	[illegible]	[illegible] LED [illegible] UDN
4	[illegible]	[illegible] LED [illegible] UDN
		Galaxy - Recessed
4	[illegible]	[illegible] LED [illegible] UDN
4	[illegible]	[illegible] LED [illegible] UDN
4	[illegible]	[illegible] LED [illegible] UDN
4	[illegible]	[illegible] LED [illegible] UDN
4	[illegible]	[illegible] LED [illegible] UDN
		Standard - Surface mounted
4	[illegible]	[illegible] LED [illegible] UDN
4	[illegible]	[illegible] LED [illegible] UDN
4	[illegible]	[illegible] LED [illegible] UDN
4	[illegible]	[illegible] LED [illegible] UDN
4	[illegible]	[illegible] LED [illegible] UDN
		Galaxy - Surface mounted
4	[illegible]	[illegible] LED [illegible] UDN
4	[illegible]	[illegible] LED [illegible] UDN
4	[illegible]	[illegible] LED [illegible] UDN
4	[illegible]	[illegible] LED [illegible] UDN
4	[illegible]	[illegible] LED [illegible] UDN
		Standard - Suspended
4	[illegible]	[illegible] LED [illegible] UDN
4	[illegible]	[illegible] LED [illegible] UDN
4	[illegible]	[illegible] LED [illegible] UDN
4	[illegible]	[illegible] LED [illegible] UDN
4	[illegible]	[illegible] LED [illegible] UDN

PACK	CN/Nos	Dynamo® LED - 3hr
		Galaxy - Suspended
4	[illegible]	[illegible] LED [illegible] UDN
4	[illegible]	[illegible] LED [illegible] UDN
4	[illegible]	[illegible] LED [illegible] UDN
4	[illegible]	[illegible] LED [illegible] UDN
4	[illegible]	[illegible] LED [illegible] UDN
		Accessories
4	[illegible]	Dynamo Power Supply with 20 inputs
4	[illegible]	[illegible]
4	[illegible]	[illegible]

[illegible]

[illegible]



PCS	Order No.	Edge-Light LED	[illegible]	[illegible]
		Edge-lit emergency exit/escape route sign with LED technology (IP20) Battery technology: Designed for long-lasting performance, minimizing maintenance costs. Ideal for environmentally friendly lighting. Supply voltage: 220-240 V Power Consumption: 1W Light Source Life (LED): 50,000 hours Operating temperature: 10° to 40° IP Rating: IP20 Construction: Plastic and body Red Acrylic diffuser Mounting: Recessed, Surface mounted, or suspended options		
		Standalone - Recessed		
1	[illegible]	Wall-mounted LED exit sign (left) . LED N	[illegible]	[illegible]
1	[illegible]	Wall-mounted LED exit sign (r) . LED N	[illegible]	[illegible]
1	[illegible]	Wall-mounted LED exit sign . LED N	[illegible]	[illegible]
1	[illegible]	Wall-mounted LED exit sign (left) . LED N	[illegible]	[illegible]
1	[illegible]	Wall-mounted LED exit sign (left/right) . LED N	[illegible]	[illegible]
		Gallery - Recessed		
1	[illegible]	Wall-mounted LED exit sign (left) . LED N	[illegible]	[illegible]
1	[illegible]	Wall-mounted LED exit sign (r) . LED N	[illegible]	[illegible]
1	[illegible]	Wall-mounted LED exit sign . LED N	[illegible]	[illegible]
1	[illegible]	Wall-mounted LED exit sign (left) . LED N	[illegible]	[illegible]
1	[illegible]	Wall-mounted LED exit sign (left/right) . LED N	[illegible]	[illegible]
		Standalone - Surface mounted		
1	[illegible]	Wall-mounted LED exit sign (left) . LED N	[illegible]	[illegible]
1	[illegible]	Wall-mounted LED exit sign (r) . LED N	[illegible]	[illegible]
1	[illegible]	Wall-mounted LED exit sign . LED N	[illegible]	[illegible]
1	[illegible]	Wall-mounted LED exit sign (left) . LED N	[illegible]	[illegible]
1	[illegible]	Wall-mounted LED exit sign (left/right) . LED N	[illegible]	[illegible]
		Gallery - Surface mounted		
1	[illegible]	Wall-mounted LED exit sign (left) . LED N	[illegible]	[illegible]
1	[illegible]	Wall-mounted LED exit sign (r) . LED N	[illegible]	[illegible]
1	[illegible]	Wall-mounted LED exit sign . LED N	[illegible]	[illegible]
1	[illegible]	Wall-mounted LED exit sign (left) . LED N	[illegible]	[illegible]
1	[illegible]	Wall-mounted LED exit sign (left/right) . LED N	[illegible]	[illegible]

PCS	Order No.	Edge-Light LED	[illegible]	[illegible]
		Standalone - Suspended		
1	[illegible]	Wall-mounted LED exit sign (left) Hanging gear . LED N	[illegible]	[illegible]
1	[illegible]	Wall-mounted LED exit sign (left) Hanging gear . LED N	[illegible]	[illegible]
1	[illegible]	Wall-mounted LED exit sign (right) Hanging gear . LED N	[illegible]	[illegible]
1	[illegible]	Wall-mounted LED exit sign (left) Hanging gear . LED N	[illegible]	[illegible]
1	[illegible]	Wall-mounted LED exit sign (left/right) Hanging gear . LED N	[illegible]	[illegible]
		Gallery - Suspended		
1	[illegible]	Wall-mounted LED exit sign (left) Hanging gear . LED N	[illegible]	[illegible]
1	[illegible]	Wall-mounted LED exit sign (left) Hanging gear . LED N	[illegible]	[illegible]
1	[illegible]	Wall-mounted LED exit sign (right) Hanging gear . LED N	[illegible]	[illegible]
1	[illegible]	Wall-mounted LED exit sign (left) Hanging gear . LED N	[illegible]	[illegible]
1	[illegible]	Wall-mounted LED exit sign (left/right) Hanging gear . LED N	[illegible]	[illegible]
		Accessories		
1	[illegible]	Lid [illegible]		
1	[illegible]	[illegible]		



PACK	Code/Size	EZ™ LED Edgelight
		[illegible]
		[illegible]
		[illegible]

PACK	CODE No.	8.2W LED Edgelight - 3hr	CODE	CODE
		3.2hr viewing distance exit sign with double sided diffuser with LED Low Voltage Design for efficiency. Installation Kit Easy to install. Designed for Ceiling or wall mount fittings. Electronic designed to lengthen the life of the battery, minimising maintenance. Suitable for environmentally friendly battery. Supply voltage: 240V 0.01Hz Power Consumption: 8W Light Source Life (LED): 50,000 hours Operating temperature: 10° to 40° IP Rating: IP20 Cover/Diffuser: Polycarbonate Exit sign Red diffuser Mounting: Refer to Exit Kit mounting options
		Maintained - Recessed
1	[illegible]	8.2W Edge LED - with PIR detection kit, white, 3hr
		Maintained - Surface Mounted
1	[illegible]	8.2W Edge LED - with PIR detection kit, white, 3hr
1	[illegible]	8.2W Edge LED - with PIR detection kit, white, 3hr
		GALAXY® - Recessed
1	[illegible]	8.2W Edge LED - with PIR detection kit, white, 3hr
1	[illegible]	8.2W Edge LED - with PIR detection kit, white, 3hr
		GALAXY® - Surface Mounted
1	[illegible]	8.2W Edge LED - with PIR detection kit, white, 3hr
1	[illegible]	8.2W Edge LED - with PIR detection kit, white, 3hr
		XXXXXX® - Recessed
1	[illegible]	8.2W Edge LED - with PIR detection kit, white, 3hr
		XXXXXX® - Surface Mounted
1	[illegible]	8.2W Edge LED - with PIR detection kit, white, 3hr
1	[illegible]	8.2W Edge LED - with PIR detection kit, white, 3hr
		BAA - Recessed
1	[illegible]	8.2W Edge LED - with PIR detection kit, white, [illegible]
		BAA - Surface Mounted
1	[illegible]	8.2W Edge LED - with PIR detection kit, white, [illegible]
1	[illegible]	8.2W Edge LED - with PIR detection kit, white, [illegible]

PACK	CODE No.	8.2W LED Edgelight - 3hr	CODE	CODE
		Accessories
1	[illegible]	Mounting kit [illegible] white
1	[illegible]	Wire suspension Kit 2m 5m
1	[illegible]	Wire guide for wall mount exit signs
1	[illegible]	Wire guide for Ceiling mount exit signs
1	[illegible]	Suspension rod [illegible] 100mm white
1	[illegible]	Suspension rod [illegible] 200mm white
1	[illegible]	Suspension rod [illegible] 300mm white
1	[illegible]	Suspension rod [illegible] 100mm [illegible]
1	[illegible]	Suspension rod [illegible] 200mm [illegible]
1	[illegible]	Suspension rod [illegible] 300mm [illegible]
1	[illegible]	Wall hanger set [illegible] on Chassis
		Economy LED Edgelight - 3hr
		3.2hr viewing distance exit sign with double sided diffuser for wall or mounting on Ceiling with low [illegible] Economy in Global, designed to lengthen the life of the battery, minimising maintenance. This Cost Saving solution! Electronic designed to lengthen the life of the battery, minimising maintenance. Suitable for environmentally friendly battery. Supply voltage: 240V 0.01Hz Power Consumption: 3.0 W Light Source Life (LED): 50,000 hours Operating temperature: 10° to 40° IP Rating: IP20 Cover/Diffuser: Polycarbonate Exit sign Red diffuser Mounting: Refer to Exit Kit mounting options
		Maintained
1	[illegible]	3.0W Edge LED - with PIR detection kit, white, 3hr
		Accessories
1	[illegible]	Wire suspension Kit 2m white
1	[illegible]	Wire guide for wall mount exit signs
1	[illegible]	Wire guide for Ceiling mount exit signs
1	[illegible]	Suspension rod [illegible] 100mm white
1	[illegible]	Suspension rod [illegible] 200mm white
1	[illegible]	Suspension rod [illegible] 300mm white
1	[illegible]	Wall hanger set [illegible] on Chassis



PACK	CE/UKCA	Bell LED - 24m		
		2.2hr viewing distance sign with double face (Same Graphic) 140Kx, Textured Bodies design with UV Resistant (UV2K) Military in Design. The "Creative solution" Ceiling mounted. Bell Sign is designed to lengthen the life of the Military, minimizing maintenance. It will be the environmentally friendly Military. Supply voltage 240V AC 50Hz Power Consumption: 17 W LED Bare Life (L80): 100,000 hours Operating temperature: 10° to 40° IP Rating: IP65, IK Rating: IK04 Construction: Poly Carbonate Bell Sign mounted for wall or Ceiling.		
		Standalone - single fit bracket		
1	[illegible]	Wall mounted LED sign (Bell) in 3hr white, white	[illegible]	[illegible]
1	[illegible]	Wall mounted LED sign (Bell) in 3hr white, shadow	[illegible]	[illegible]
1	[illegible]	Wall mounted LED sign (Bell) in 3hr white, MIX	[illegible]	[illegible]
		Standalone - white recessed bracket		
1	[illegible]	Wall mounted LED sign (Bell) in 3hr white, white	[illegible]	[illegible]
1	[illegible]	Wall mounted LED sign (Bell) in 3hr white, shadow	[illegible]	[illegible]
1	[illegible]	Wall mounted LED sign (Bell) in 3hr white, MIX	[illegible]	[illegible]
		Galaxy - single fit bracket		
1	[illegible]	Wall mounted LED sign (Bell) in 3hr white, white	[illegible]	[illegible]
1	[illegible]	Wall mounted LED sign (Bell) in 3hr white, shadow	[illegible]	[illegible]
1	[illegible]	Wall mounted LED sign (Bell) in 3hr white, MIX	[illegible]	[illegible]
		Galaxy - white recessed bracket		
1	[illegible]	Wall mounted LED sign (Bell) in 3hr white, white	[illegible]	[illegible]
1	[illegible]	Wall mounted LED sign (Bell) in 3hr white, shadow	[illegible]	[illegible]
1	[illegible]	Wall mounted LED sign (Bell) in 3hr white, MIX	[illegible]	[illegible]
		Accessories		
1	[illegible]	LED Kit for only 3hr models, white		
1	[illegible]	LED Kit for Bell Sign Double Sided, white		
1	[illegible]	Wire suspension Kit 2 wires		
1	[illegible]	Wire guide for wall mount exit signs		
1	[illegible]	Wire guide for Ceiling mount exit signs		
1	[illegible]	Suspension rod Kit 100mm white		
1	[illegible]	Suspension rod Kit 150mm white		
1	[illegible]	Suspension rod Kit 300mm white		
1	[illegible]	Suspension rod Kit 100mm MIX		
1	[illegible]	Suspension rod Kit 150mm MIX		
1	[illegible]	Suspension rod Kit 300mm MIX		
1	[illegible]	Multi Segment IP65 enclosure		
1	[illegible]	3-hole flange Kit, white		
1	[illegible]	3-hole flange Kit, MIX		

PACK	CE/UKCA	62mm LED Slide Concept - 24m		
		2.2hr viewing distance sign with slide Concept 140Kx, retrofit design with UV Resistant (UV2K) Military in Design for wall/Ceiling. Bell Sign is designed to lengthen the life of the Military, minimizing maintenance. It will be the environmentally friendly Military. Supply voltage 240V AC 50Hz Power Consumption: 8W Light Bare Life (L80): 50,000 hours Operating temperature: 10° to 40° IP Rating: IP65 Construction: ABS body/Bezel Poly Carbonate diffuser Mounting: Bell Sign mounted on wall or Ceiling.		
		Standalone		
1	[illegible]	Wall mounted LED sign of 62mm slide Bell in 3hr white, white, LED Kit	[illegible]	[illegible]
1	[illegible]	Wall mounted LED sign of 62mm slide Bell in 3hr white, shadow, LED Kit	[illegible]	[illegible]
1	[illegible]	Wall mounted LED sign of 62mm slide Bell in 3hr white, silver, LED Kit	[illegible]	[illegible]
		GALAXY®		
1	[illegible]	Wall mounted LED sign of 62mm slide Bell in 3hr white, white, LED Kit	[illegible]	[illegible]
1	[illegible]	Wall mounted LED sign of 62mm slide Bell in 3hr white, shadow, LED Kit	[illegible]	[illegible]
1	[illegible]	Wall mounted LED sign of 62mm slide Bell in 3hr white, silver, LED Kit	[illegible]	[illegible]
		XXXXXX®		
1	[illegible]	Wall mounted LED sign of 62mm slide Bell in 3hr white, white, LED Kit	[illegible]	[illegible]
1	[illegible]	Wall mounted LED sign of 62mm slide Bell in 3hr white, shadow, LED Kit	[illegible]	[illegible]
1	[illegible]	Wall mounted LED sign of 62mm slide Bell in 3hr white, silver, LED Kit	[illegible]	[illegible]
		SAM		
1	[illegible]	Wall mounted LED sign of 62mm slide Bell in 3hr white, white, NiCd	[illegible]	[illegible]
1	[illegible]	Wall mounted LED sign of 62mm slide Bell in 3hr white, shadow, NiCd		
1	[illegible]	Wall mounted LED sign of 62mm slide Bell in 3hr white, silver, NiCd	[illegible]	[illegible]
		Accessories		
1	[illegible]	CE+Kit for NiCd for 100 exit signs, white		
1	[illegible]	Wire suspension Kit 2 wires		
1	[illegible]	Wire guide for wall mount exit signs		
1	[illegible]	Wire guide for Ceiling mount exit signs		
1	[illegible]	Suspension rod Kit 100mm white		
1	[illegible]	Suspension rod Kit 150mm white		
1	[illegible]	Suspension rod Kit 300mm white		
1	[illegible]	Suspension rod Kit 100mm MIX		
1	[illegible]	Suspension rod Kit 150mm MIX		
1	[illegible]	Suspension rod Kit 300mm MIX		

[illegible]

[illegible]





PACK	CODE (Ex)	Exiway LED - 24m	CODE (D)	CODE (I)
		2.5hr viewing distance exit sign with the safety circuit MCBs, drop in the Cable Entry Gland (CEG) Military fastenings. This 'Creation solution' Offers a wall or Ceiling mounted Emergency exit sign designed to lengthen the life of the battery, minimising maintenance Costs, Easy to fit, environmentally friendly Battery. Supply voltage: 240V 50-60Hz Power Consumption: 0.5W Light Source Life (LED): 50,000 hours Operating temperature: 10° to 40° IP rating: IP20 Construction: Fully Self contained body Red diffuser Mounting: Wall Surface mounted or wall or Ceiling. Standalone		
1	[illegible]	Wall/Ceiling LED EM Maintained Kit - white, 3.0CH	EX.L	EX.L
		Accessories		
1	[illegible]	Wire suspension kit 2 x 1m		
1	[illegible]	Wire guard for wall mount exit signs		
1	[illegible]	Wire guard for Ceiling mount exit signs		
1	[illegible]	Suspension rod Kit 100mm white		
1	[illegible]	Suspension rod Kit 150mm white		
1	[illegible]	Suspension rod Kit 300mm white		
1	[illegible]	Multi-keyed IP65 enclosure		
		Sensor™ LED - 24m		
		2.5hr viewing distance exit sign with the safety circuit MCBs, drop in the Cable Entry Gland (CEG) Military fastenings for wall/Ceiling. Red diffused SMD Sensor lens. Designed for a Corridor wall/Ceiling mount in Offices. Unique flash charge gives 6 Months with the Sensor switch off. Offers Easy Cost, designed to lengthen the life of the battery, minimising maintenance Costs, Easy to fit, Environmentally friendly Battery. Supply voltage: 240V 50-60Hz Power Consumption: 0W Light Source Life (LED): 50,000 hours Operating temperature: 10° to 40° IP rating: IP20 IK rating: IK04 Construction: White steel body Red Thermoplastic diffuser Mounting: Ceiling or Surface mounted options. Standalone - Recessed		
1	[illegible]	Wall/Ceiling LED - w/ RM, 3.0CH	EX.L	EX.L
1	[illegible]	Wall/Ceiling LED - w/ RM left, 3.0CH	EX.L	EX.L
1	[illegible]	Wall/Ceiling LED - w/ RM right, 3.0CH	EX.L	EX.L
1	[illegible]	Wall/Ceiling LED - c/o RM, 3.0CH	EX.L	EX.L
1	[illegible]	Wall/Ceiling LED - c/o RM left/right, 3.0CH	EX.L	EX.L

PACK	CODE (Ex)	Sensor™ LED - 24m	CODE (D)	CODE (I)
		Standalone - Surface Mounted		
1	[illegible]	Wall/Ceiling LED - w/ RM, 3.0CH	EX.L	EX.L
1	[illegible]	Wall/Ceiling LED - w/ RM left, 3.0CH	EX.L	EX.L
1	[illegible]	Wall/Ceiling LED - w/ RM right, 3.0CH	EX.L	EX.L
1	[illegible]	Wall/Ceiling LED - c/o RM, 3.0CH	EX.L	EX.L
1	[illegible]	Wall/Ceiling LED - c/o RM left/right, 3.0CH	EX.L	EX.L
		SALAS™ - Recessed		
1	[illegible]	Wall/Ceiling LED - w/ RM, 3.0CH	EX.L	EX.L
1	[illegible]	Wall/Ceiling LED - w/ RM left, 3.0CH	EX.L	EX.L
1	[illegible]	Wall/Ceiling LED - w/ RM right, 3.0CH	EX.L	EX.L
1	[illegible]	Wall/Ceiling LED - c/o RM, 3.0CH	EX.L	EX.L
1	[illegible]	Wall/Ceiling LED - c/o RM left/right, 3.0CH	EX.L	EX.L
		SALAS™ - Surface Mounted with mounting gear		
1	[illegible]	Wall/Ceiling LED - w/ RM, 3.0CH	EX.L	EX.L
1	[illegible]	Wall/Ceiling LED - w/ RM left, 3.0CH	EX.L	EX.L
1	[illegible]	Wall/Ceiling LED - w/ RM right, 3.0CH	EX.L	EX.L
1	[illegible]	Wall/Ceiling LED - c/o RM, 3.0CH	EX.L	EX.L
1	[illegible]	Wall/Ceiling LED - c/o RM left/right, 3.0CH	EX.L	EX.L
		ADVANCE - Recessed		
1	[illegible]	Wall/Ceiling LED - w/ RM, 3.0CH	EX.L	EX.L
1	[illegible]	Wall/Ceiling LED - w/ RM left, 3.0CH	EX.L	EX.L
1	[illegible]	Wall/Ceiling LED - w/ RM right, 3.0CH	EX.L	EX.L
1	[illegible]	Wall/Ceiling LED - c/o RM, 3.0CH	EX.L	EX.L
1	[illegible]	Wall/Ceiling LED - c/o RM left/right, 3.0CH	EX.L	EX.L
		ADVANCE (Wood Grip) - Surface Mounted		
1	[illegible]	Wall/Ceiling LED - w/ RM, 3.0CH	EX.L	EX.L
1	[illegible]	Wall/Ceiling LED - w/ RM left, 3.0CH	EX.L	EX.L
1	[illegible]	Wall/Ceiling LED - w/ RM right, 3.0CH	EX.L	EX.L
1	[illegible]	Wall/Ceiling LED - c/o RM, 3.0CH	EX.L	EX.L
1	[illegible]	Wall/Ceiling LED - c/o RM left/right, 3.0CH	EX.L	EX.L
		SAGE - Recessed		
1	[illegible]	Wall/Ceiling LED - w/ RM, 3.0CH	EX.L	EX.L
1	[illegible]	Wall/Ceiling LED - w/ RM left, 3.0CH	EX.L	EX.L
1	[illegible]	Wall/Ceiling LED - w/ RM right, 3.0CH	EX.L	EX.L
1	[illegible]	Wall/Ceiling LED - c/o RM, 3.0CH	EX.L	EX.L
1	[illegible]	Wall/Ceiling LED - c/o RM left/right, 3.0CH	EX.L	EX.L
		SAGE - Surface Mounted		
1	[illegible]	Wall/Ceiling LED - w/ RM, 3.0CH	EX.L	EX.L
1	[illegible]	Wall/Ceiling LED - w/ RM left, 3.0CH	EX.L	EX.L
1	[illegible]	Wall/Ceiling LED - w/ RM right, 3.0CH	EX.L	EX.L
1	[illegible]	Wall/Ceiling LED - c/o RM, 3.0CH	EX.L	EX.L
1	[illegible]	Wall/Ceiling LED - c/o RM left/right, 3.0CH	EX.L	EX.L
		Accessories		
1	[illegible]	LANDEX kit - white		
1	[illegible]	[illegible] kit - white		

[illegible]

[illegible]

[illegible]

[illegible]

[illegible]

PACK	CODE/Rev	Large LED	CODE	CODE
		[illegible]		
		Blanco/Iona - Blue		
1	[illegible]	Wall/ceiling LED 3 x 1W, 1.1CCH	DALI	Sa
1	[illegible]	Wall/ceiling LED 3 x 1W (V), 1.1CCH	DALI	Sa
1	[illegible]	Wall/ceiling LED 3 x 1W right, 1.1CCH	DALI	Sa
1	[illegible]	Wall/ceiling LED 3 x 1W left, 1.1CCH	DALI	Sa
1	[illegible]	Wall/ceiling LED 3 x 1W left & right, 1.1CCH	DALI	Sa
		GALAXY® - Blue		
1	[illegible]	Wall/ceiling LED 3 x 1W, 1.1CCH	DALI	Sa
1	[illegible]	Wall/ceiling LED 3 x 1W (V), 1.1CCH	DALI	Sa
1	[illegible]	Wall/ceiling LED 3 x 1W right, 1.1CCH	DALI	Sa
1	[illegible]	Wall/ceiling LED 3 x 1W left, 1.1CCH	DALI	Sa
1	[illegible]	Wall/ceiling LED 3 x 1W left & right, 1.1CCH	DALI	Sa
		ARCHIMED - Blue		
1	[illegible]	Wall/ceiling LED 3 x 1W, 1.1CCH	DALI	Sa
1	[illegible]	Wall/ceiling LED 3 x 1W (V), 1.1CCH	DALI	Sa
1	[illegible]	Wall/ceiling LED 3 x 1W right, 1.1CCH	DALI	Sa
1	[illegible]	Wall/ceiling LED 3 x 1W left, 1.1CCH	DALI	Sa
1	[illegible]	Wall/ceiling LED 3 x 1W left & right, 1.1CCH	DALI	Sa
		DAILY - Blue		
1	[illegible]	Wall/ceiling LED 3 x 1W, 1.1CCH	DALI	Sa
1	[illegible]	Wall/ceiling LED 3 x 1W (V), 1.1CCH	DALI	Sa
1	[illegible]	Wall/ceiling LED 3 x 1W right, 1.1CCH	DALI	Sa
1	[illegible]	Wall/ceiling LED 3 x 1W left, 1.1CCH	DALI	Sa
1	[illegible]	Wall/ceiling LED 3 x 1W left & right, 1.1CCH	DALI	Sa
		Blanco/Iona - Blue		
1	[illegible]	Wall/ceiling LED 3 x 1W, 1.1CCH	DALI	Sa
1	[illegible]	Wall/ceiling LED 3 x 1W (V), 1.1CCH	DALI	Sa
1	[illegible]	Wall/ceiling LED 3 x 1W right, 1.1CCH	DALI	Sa
1	[illegible]	Wall/ceiling LED 3 x 1W left, 1.1CCH	DALI	Sa
1	[illegible]	Wall/ceiling LED 3 x 1W left & right, 1.1CCH	DALI	Sa

PACK	CODE/Rev	Large LED	CODE	CODE
		GALAXY® - Blue		
1	[illegible]	Wall/ceiling LED 3 x 1W, 1.1CCH	DALI	Sa
1	[illegible]	Wall/ceiling LED 3 x 1W (V), 1.1CCH	DALI	Sa
1	[illegible]	Wall/ceiling LED 3 x 1W right, 1.1CCH	DALI	Sa
1	[illegible]	Wall/ceiling LED 3 x 1W left, 1.1CCH	DALI	Sa
1	[illegible]	Wall/ceiling LED 3 x 1W left & right, 1.1CCH	DALI	Sa
		ARCHIMED - Blue		
1	[illegible]	Wall/ceiling LED 3 x 1W, 1.1CCH	DALI	Sa
1	[illegible]	Wall/ceiling LED 3 x 1W (V), 1.1CCH	DALI	Sa
1	[illegible]	Wall/ceiling LED 3 x 1W right, 1.1CCH	DALI	Sa
1	[illegible]	Wall/ceiling LED 3 x 1W left, 1.1CCH	DALI	Sa
1	[illegible]	Wall/ceiling LED 3 x 1W left & right, 1.1CCH	DALI	Sa
		DAILY - Blue		
1	[illegible]	Wall/ceiling LED 3 x 1W, 1.1CCH	DALI	DALI
1	[illegible]	Wall/ceiling LED 3 x 1W (V), 1.1CCH	DALI	DALI
1	[illegible]	Wall/ceiling LED 3 x 1W right, 1.1CCH	DALI	DALI
1	[illegible]	Wall/ceiling LED 3 x 1W left, 1.1CCH	DALI	DALI
1	[illegible]	Wall/ceiling LED 3 x 1W left & right, 1.1CCH	DALI	DALI
		Blanco/Iona - Blue		
1	[illegible]	Wall/ceiling LED 3 x 1W, 1.1CCH	DALI	DALI
1	[illegible]	Wall/ceiling LED 3 x 1W (V), 1.1CCH	DALI	DALI
1	[illegible]	Wall/ceiling LED 3 x 1W right, 1.1CCH	DALI	DALI
1	[illegible]	Wall/ceiling LED 3 x 1W left, 1.1CCH	DALI	DALI
1	[illegible]	Wall/ceiling LED 3 x 1W left & right, 1.1CCH	DALI	DALI
		Accessories		
1	[illegible]	Wall bracket for [illegible]		
1	[illegible]	Wall bracket for [illegible]		
1	[illegible]	Flush wall bracket for [illegible]		
1	[illegible]	Flush wall bracket for [illegible]		

[illegible]





PICK	CODE	WaterProof LED	CODE	CODE
		3.2W maintained/3W IP65 single sided exit sign with 1.5hours (120V) battery in Design for silhouettes. Adam or Bilbao models. Designed for all installations. Bilbao is designed to replace the Bilbao battery, minimizing installation time. It will fit in environmentally friendly battery. Supply voltage: 120V 50/60Hz Power Consumption: 3.2W LED Service Life (L80): 50,000 hours Operating temperature: 10° to 40° (Parking: 0°C, Charging: 10°C) Construction: Polycarbonate Housing: PC		
		Bilbao - 3.2w		
1	[illegible]	KIT+Bilbao LED w/ RW, UCH	10x	10
1	[illegible]	KIT+Bilbao LED w/ RW left, UCH	10x	10
1	[illegible]	KIT+Bilbao LED w/ RW right, UCH	10x	10
		GALAXY® - 3.2w		
1	[illegible]	KIT+Bilbao LED w/ RW, UCH	10x	10
1	[illegible]	KIT+Bilbao LED w/ RW left, UCH	10x	10
1	[illegible]	KIT+Bilbao LED w/ RW right, UCH	10x	10
		XXXXXX® - 3.2w		
1	[illegible]	KIT+Bilbao LED w/ RW, UCH	10x	10
1	[illegible]	KIT+Bilbao LED w/ RW left, UCH	10x	10
1	[illegible]	KIT+Bilbao LED w/ RW right, UCH	10x	10
		BALI - 3.2w		
1	[illegible]	KIT+Bilbao LED w/ RW, [illegible]	20x	10
1	[illegible]	KIT+Bilbao LED w/ RW left, [illegible]	20x	10
1	[illegible]	KIT+Bilbao LED w/ RW right, [illegible]	20x	10
		Bilbao - 3.6w		
1	[illegible]	KIT+Bilbao LED w/ RW, UCH	10x	10
1	[illegible]	KIT+Bilbao LED w/ RW left, UCH	10x	10
1	[illegible]	KIT+Bilbao LED w/ RW right, UCH	10x	10
		GALAXY® - 3.6w		
1	[illegible]	KIT+Bilbao LED w/ RW, UCH	10x	10
1	[illegible]	KIT+Bilbao LED w/ RW left, UCH	10x	10
1	[illegible]	KIT+Bilbao LED w/ RW right, UCH	10x	10
		XXXXXX® - 3.6w		
1	[illegible]	KIT+Bilbao LED w/ RW, UCH	10x	10
1	[illegible]	KIT+Bilbao LED w/ RW left, UCH	10x	10
1	[illegible]	KIT+Bilbao LED w/ RW right, UCH	10x	10
		BALI - 3.6w		
1	[illegible]	KIT+Bilbao LED w/ RW, [illegible]	10x	[illegible]
1	[illegible]	KIT+Bilbao LED w/ RW left, [illegible]	10x	[illegible]
1	[illegible]	KIT+Bilbao LED w/ RW right, [illegible]	10x	[illegible]

PICK	CODE	Fresser WaterProof LED - 3.6w	CODE	CODE
		3.6W maintained/3W IP65 single sided exit sign with 1.5hours (120V) battery in Design for silhouettes. Adam or Bilbao models. Designed for all installations. Bilbao is designed to replace the Bilbao battery, minimizing installation time. It will fit in environmentally friendly battery. Supply voltage: 120V 50/60Hz Power Consumption: 3.6W LED Service Life (L80): 50,000 hours Operating temperature: 10° to 40° (Charging: 0°C) [illegible] IP rating: IP65 (LED Cover) and IP20 for remote gear, IC rating: IC4 Construction: Polycarbonate Housing: PC		
		Bilbao		
1	[illegible]	Fresser Bilbao LED w/ RW Fresser 120V remote gear, UCH	10x	10
1	[illegible]	Fresser Bilbao LED w/ RW left Fresser 120V remote gear, UCH	10x	10
1	[illegible]	Fresser Bilbao LED w/ RW right Fresser 120V remote gear, UCH	10x	10
		GALAXY®		
1	[illegible]	Fresser Bilbao LED w/ RW Fresser 120V remote gear, UCH	10x	10
1	[illegible]	Fresser Bilbao LED w/ RW left Fresser 120V remote gear, UCH	10x	10
1	[illegible]	Fresser Bilbao LED w/ RW right Fresser 120V remote gear, UCH	10x	10
		XXXXXX®		
1	[illegible]	Fresser Bilbao LED w/ RW Fresser 120V remote gear, UCH	10x	10
		Accessories		
1	[illegible]	[illegible] for 3.6w		
1	[illegible]	[illegible] for 3.6w		
1	[illegible]	Ceiling kit [illegible] for 3.6w		

PACK	CSA Nos	LED SolidLite™ - D60	CSA 3B	CSA 4
		2.5W LED Shell with Lithium Ion (LiFePO4) Battery technology for all climates. Lifetime 10 Million modules. Designed for maximum lumens per watt. Maximum Efficiency. Its Over 5x designed to last the life of the fitting, minimizing maintenance Costs. It will be Environmentally Friendly fitting. Fully serviceable. To be supplied Complete with the fitting. Supply voltage 240V 50/60Hz. Power Consumption 0.5W. Light Source Life (L70) 100,000 hours. Operating temperature -10°C to 40°. IP rating IP20. Construction Polycarbonate (Shell to hold or fixed portable mount or Ceiling). Mounting Ceiling or wall.		
		Maintained - Recessed		
1	[illegible]	Recessed Fixed LED white, 10 CW	Std	Std
1	[illegible]	Recessed Fixed LED black, 10 CW	Std	Std
		GALAXY® - Recessed		
1	[illegible]	Recessed Fixed LED white, 10 CW	Std	Std
1	[illegible]	Recessed Fixed LED black, 10 CW	Std	Std
		ADONIS® - Recessed		
1	[illegible]	Recessed Fixed LED white, 10 CW	Std	Std
1	[illegible]	Recessed Fixed LED black, 10 CW	Std	Std
		DALI - Recessed		
1	[illegible]	Recessed Fixed LED white, RGB	Std	Std
1	[illegible]	Recessed Fixed LED black, RGB	Std	Std
		Bulkhead, Surface Mounted		
1	[illegible]	Recessed Fixed LED white, 10 CW	Std	Std
1	[illegible]	Recessed Fixed LED black, 10 CW	Std	Std
		GALAXY® - Surface Mounted		
1	[illegible]	Recessed Fixed LED white, 10 CW	Std	Std
1	[illegible]	Recessed Fixed LED black, 10 CW	Std	Std
		ADONIS® - Surface Mounted		
1	[illegible]	Recessed Fixed LED white, 10 CW	Std	Std
1	[illegible]	Recessed Fixed LED black, 10 CW	Std	Std
		DALI - Surface Mounted		
1	[illegible]	Recessed Fixed LED white, RGB	Std	Std
1	[illegible]	Recessed Fixed LED black, RGB	Std	Std

PACK	CSA Nos	LED SolidLite™ - D60	CSA 3B	CSA 4
		2.5W LED Shell with Lithium Ion (LiFePO4) Battery technology. Designed for maximum lumens per watt. Maximum Efficiency. Its Over 5x designed to last the life of the fitting, minimizing maintenance Costs. It will be Environmentally Friendly fitting. Fully serviceable. To be supplied Complete with the fitting. Supply voltage 240V 50/60Hz. Power Consumption 0.5W. Light Source Life (L70) 100,000 hours. Operating temperature -10°C to 40°. IP rating IP20. Construction Polycarbonate (Shell to hold or fixed portable mount or Ceiling). Mounting Ceiling or wall.		
		Maintained - Recessed		
1	[illegible]	Recessed Fixed LED white, 10 CW	Std	Std
1	[illegible]	Recessed Fixed LED black, 10 CW	Std	Std
		GALAXY® - Recessed		
1	[illegible]	Recessed Fixed LED white, 10 CW	Std	Std
1	[illegible]	Recessed Fixed LED black, 10 CW	Std	Std
		ADONIS® - Recessed		
1	[illegible]	Recessed Fixed LED white, 10 CW	Std	Std
1	[illegible]	Recessed Fixed LED black, 10 CW	Std	Std
		Bulkhead - Surface Mounted		
1	[illegible]	Recessed Fixed LED white, 10 CW	Std	Std
1	[illegible]	Recessed Fixed LED black, 10 CW	Std	Std
		GALAXY® - Surface Mounted		
1	[illegible]	Recessed Fixed LED white, 10 CW	Std	Std
1	[illegible]	Recessed Fixed LED black, 10 CW	Std	Std
		ADONIS® - Surface Mounted		
1	[illegible]	Recessed Fixed LED white, 10 CW	Std	Std
1	[illegible]	Recessed Fixed LED black, 10 CW	Std	Std

Emergency lighting & tracking systems
Emergency modules and adaptors

PCS	Order No.	LED SafeSite™ - Corridor	GROSS	GROSS
		8 Corridor spot (2 x 1.5W) LED fitting with 1 x 4.5mm (LED) fitting in Orange. Designed for surface mounted installations. Suitable designed to lengthen the life of the fitting, minimising maintenance costs, as well as be environmentally friendly fitting. Suitable models: Are supplied complete with Mains Plug. Supply voltage: 240V 50/60Hz. Power Consumption: 3W. Light Source Life (LED): 100,000 hours. Operating temperature: 10° to 40°. IP rating: IP20. Construction: Polycarbonate (Shells housing or Front Lens and Back Cover). Mounting: Surface mounting.		
		Standalone - Recessed		
1	[illegible]	Recessed fitted LED white, 1.0CM	DKK	DKK
1	[illegible]	Recessed fitted LED black, 1.0CM	DKK	DKK
		GALAXY® - Recessed		
1	[illegible]	Recessed fitted LED white, 1.0CM	DKK	DKK
1	[illegible]	Recessed fitted LED black, 1.0CM	DKK	DKK
		XXXXXX® - Recessed		
1	[illegible]	Recessed fitted LED white, 1.0CM	DKK	DKK
1	[illegible]	Recessed fitted LED black, 1.0CM	DKK	DKK
		Standalone - Surface Mounted		
1	[illegible]	Recessed fitted LED white, 1.0CM	DKK	DKK
1	[illegible]	Recessed fitted LED black, 1.0CM	DKK	DKK
		GALAXY® - Surface Mounted		
1	[illegible]	Recessed fitted LED white, 1.0CM	DKK	DKK
1	[illegible]	Recessed fitted LED black, 1.0CM	DKK	DKK
		XXXXXX® - Surface Mounted		
1	[illegible]	Recessed fitted LED white, 1.0CM	DKK	DKK
1	[illegible]	Recessed fitted LED black, 1.0CM	DKK	DKK

		Emergency LED SafeSite™		
		An 8W LED fitting with 1 x 4.5mm (LED) fitting in Orange. Designed for surface mounted installations. Suitable designed to lengthen the life of the fitting, minimising maintenance costs, as well as be environmentally friendly fitting. Supply voltage: 240V 50/60Hz. Power Consumption: 1W. Light Source Life (LED): 100,000 hours. Operating temperature: 10° to 40°. IP rating: IP20. IK rating: IK07 (Applicable only for metal Back Cover). Construction: Polycarbonate (Shells housing or Front Lens and Back Cover only for metal Back Cover). Mounting: Surface mounting.		
		Standalone - Recessed		
1	[illegible]	Recessed fitted LED white, 1.0CM	DKK	DKK
		Standalone - Surface Mounted		
1	[illegible]	Recessed fitted LED white, 1.0CM	DKK	DKK

PCS	Order No.	Super LED SafeSite™	GROSS	GROSS
		20 x 1.0W LED fitting with 1 x 4.5mm (LED) fitting in Orange. Designed for high ceilings. Suitable Back Cover designed to lengthen the life of the fitting, minimising maintenance costs, as well as be environmentally friendly fitting. Supply voltage: 240V 50/60Hz. Power Consumption: 0.2W. Light Source Life (LED): 100,000 hours. Operating temperature: 10° to 40°. IP rating: IP65. IK rating: IK07. Construction: Polycarbonate. Mounting: Surface.		
		Standalone		
1	[illegible]	Recessed fitted LED IP65 grey, 1.0CM	DKK	DKK
1	[illegible]	Recessed fitted LED IP65 black, 1.0CM	DKK	DKK
		GALAXY®		
1	[illegible]	Recessed fitted LED IP65 grey, 1.0CM	DKK	DKK
1	[illegible]	Recessed fitted LED IP65 black, 1.0CM	DKK	DKK
		XXXXXX®		
1	[illegible]	Recessed fitted LED IP65 grey, 1.0CM	DKK	DKK
1	[illegible]	Recessed fitted LED IP65 black, 1.0CM	DKK	DKK
		Accessories		
1	[illegible]	Red separator for 120mm grey		
1	[illegible]	Red separator for 120mm black		
1	[illegible]	Red separator for 120mm black		
1	[illegible]	Red separator for 120mm black		
1	[illegible]	Separator for Ci grey		
1	[illegible]	Separator for Ci black		
1	[illegible]	Hole-Kit for grey		
1	[illegible]	Hole-Kit for black		

		Weatherproof LED SafeSite™		
		1.0W Weatherproof LED fitting with 1 x 4.5mm (LED) fitting in Orange. Suitable for Outdoor Use. Designed for surface mount installations. Suitable designed to lengthen the life of the fitting, minimising maintenance costs, as well as be environmentally friendly fitting. Supply voltage: 240V 50/60Hz. Power Consumption: 0.2W. Light Source Life (LED): 100,000 hours. Operating temperature: 10° to 40°. IP rating: IP65. IK rating: IK07. Construction: Polycarbonate. Polycarbonate. Polycarbonate. Mounting: surface.		
		Standalone		
1	[illegible]	Recessed fitted LED IP65, 1.0CM	DKK	DKK
		GALAXY®		
1	[illegible]	Recessed fitted LED IP65, 1.0CM	DKK	DKK
		XXXXXX®		
1	[illegible]	Recessed fitted LED IP65, 1.0CM	DKK	DKK
		DALI		
1	[illegible]	Recessed fitted LED IP65, 1.0CM	DKK	DKK

PACK	GTIN Nos	Prestige Super LED Satellite™	GXXXX	GXXXX
		[illegible]		
1	[illegible]	**Standalone** Recessed/Surface LED IP65 grey 4.0°C remote gear 1.0DH	DXX	DXX
1	[illegible]	**GALAXYW** Recessed/Surface LED IP65 grey 4.0°C remote gear 1.0DH	DXX	DXX
1	[illegible]	**Accessories** Wire Extension 10Mts		

PACK	GTIN Nos	Prestige LED Satellite™	GXX	GXX
		[illegible]		
1	[illegible]	**Standalone** Recessed/Surface LED IP65 for 20°C remote gear	DXX	DXX
1	[illegible]	**GALAXYW** Recessed/Surface LED IP65 for 20°C remote gear	DXX	DXX
1	[illegible]	**ASCOM** Recessed/Surface LED IP65 for 20°C remote gear	DXX	DXX
1	[illegible]	**DALI** Recessed/Surface LED IP65 for 20°C remote gear	DXX	DXX

PACK	GTIN Nos	Twin LED Spotlight
		[illegible]
1	[illegible]	**Standalone** Recessed/Surface LED 3 x 0.5W IP65 1.0DH
1	[illegible]	**GALAXYW** Recessed/Surface LED 3 x 0.5W IP65 1.0DH
1	[illegible]	**ASCOM** Recessed/Surface LED 3 x 0.5W IP65 1.0DH
1	[illegible]	**DALI** Recessed/Surface LED 3 x 0.5W IP65 1.0DH
1	[illegible]	**Accessories** Wire guard

PACK	GTIN Nos	Recessing LED Twin spot
		[illegible]
1	[illegible]	**Standalone** Recessed/Surface LED 3 x 1.0W IP65 1.0DH
1	[illegible]	**Accessories** Wire guard

PACK	CDL Nr.	Economy LED Bulkhead - IP20	CDCA15	CDCA16
		An LED TriColour Bulkhead with 3 heads, 2 heads and 1 head lengths (NB: 1 head is 1 fitting but emergency only with or without integrated sensor option. Supply voltage: 220-240 V 50/60 Hz Lumen Output (4000K): 1 head - 210lm (fitting mode) 2 head - 420lm (fitting mode) 3 head - 630lm (fitting mode) Power Consumption (fitting mode): 1 head - 2.1W (0.02W) 2 head - 2.1W (0.02W) 3 head - 2.1W (0.02W) LED Colour Temp: 3000K 4000K 6500K, CRI >80 Light Source Life (L80): 50,000 hours Operating temperature: 10° to 40° IP rating: IP20, IK rating: IK08 Cover/Diffuser: Matt frosted, fire rating B diffuser Mounting: Surface mounted (wall or ceiling)		
		Maxi		
1	6500000GL	TriColour LED 1x1 IP20		
1	6500001GL	TriColour LED 2x1 IP20		
1	6500002GL	TriColour LED 3x1 IP20		
		Maxi - DALI		
1	6500000DM	TriColour LED 1x1 IP20		
1	6500001DM	TriColour LED 2x1 IP20		
1	6500002DM	TriColour LED 3x1 IP20		
		Maxi - with ON/OFF Sensor		
1	6500000GS	TriColour LED 1x1 IP20		
1	6500001GS	TriColour LED 2x1 IP20		
1	6500002GS	TriColour LED 3x1 IP20		
		Maxi Bulkhead		
1	6500000GL	Bulkhead TriColour LED 1x1 IP20	Dali	Dali
1	6500001GL	Bulkhead TriColour LED 2x1 IP20	Dali	Dali
1	6500002GL	Bulkhead TriColour LED 3x1 IP20	Dali	Dali
		Maxi Bulkhead - with ON/OFF Sensor		
1	6500000GS	Bulkhead TriColour LED 1x1 IP20	Dali	Dali
1	6500001GS	Bulkhead TriColour LED 2x1 IP20	Dali	Dali
1	6500002GS	Bulkhead TriColour LED 3x1 IP20	Dali	Dali
		GALAXYW		
1	6500000GA	Bulkhead TriColour LED 1x1 IP20	DSI	DSI
1	6500001GA	Bulkhead TriColour LED 2x1 IP20	DSI	DSI
1	6500002GA	Bulkhead TriColour LED 3x1 IP20	DSI	DSI

PACK	CDL Nr.	GALAXYW - with On/OFF Sensor	CDCA15	CDCA16
1	6500000GAS	Bulkhead TriColour LED 1x1 IP20	DSI	DSI
1	6500001GAS	Bulkhead TriColour LED 2x1 IP20	DSI	DSI
1	6500002GAS	Bulkhead TriColour LED 3x1 IP20	DSI	DSI
		Accessories		
1	6500000	LED wire guard - white		
1	6500001	LED wire guard - white		
1	6500002	LED wire guard - white		
		Economy LED Oyster - IP44		
		An LED Oyster with Matt frosted DC diffuser. Building and gallery lighting. In fitting or emergency mode, emergency mode equipped with Lithium Ion (LiFePO4) battery technology. Simple to install and maintain. Bulkhead designed to lengthen the life of the fitting, minimising maintenance costs. Overall IP rating means it can be used in any environment. Supply voltage: 220-240 V 50/60 Hz Lumen Output: 4000K - 1,000lm fitting mode, 500lm Emergency mode Power Consumption: 10.4W fitting mode, 10W Emergency mode LED Colour Temp: 3000K 4000K 6500K, CRI >80 Light Source Life (L80): 50,000 hours Operating temperature: 10° to 40° IP rating: IP44, IK rating: IK08 Cover/Diffuser: Polycarbonate (PC) body and diffuser Mounting: Surface mounted (wall or ceiling)		
		Maxi		
1	6500000GL	TriColour LED 1x1 IP44 10 W		
		Maxi - DALI		
1	6500000DM	TriColour LED 1x1 IP44 10 W		
		Maxi - with ON/OFF Sensor		
1	6500000GS	TriColour LED 1x1 IP44 10 W		
		Maxi Bulkhead		
1	6500000GL	Bulkhead TriColour LED 1x1 IP44 10 W, 1000lm	DSI	DSI
		Maxi Bulkhead - with ON/OFF Sensor		
1	6500000GS	Bulkhead TriColour LED 1x1 IP44 10 W, 1000lm	DSI	DSI
		GALAXYW		
1	6500000GA	Bulkhead TriColour LED 1x1 IP44 10 W, 1000lm	DSI	DSI
		GALAXYW - with On/OFF Sensor		
1	6500000GAS	Bulkhead TriColour LED 1x1 IP44 10 W, 1000lm	DSI	DSI

PACK	CODE	WP2 LED Weatherproof Batons - GRP body	CODE	CODE
		A. PM Maintained LED Batons with GRP body Including PC diffuser. Standard Continuously Rated Batteries in Batteries End emergency, mirror without charging Rated sensor option. Supply voltage: 240V 1/50Hz Lumen Output: Short: 1110lm (60lm mode / 60lm Emergency Speciale) Short: 1110lm (60lm mode / 60lm Emergency Speciale)		
		Power Consumption: Short: 20W (60LNT or 0.1W Emergency Speciale) Short: 20W (60LNT or 0.1W Emergency Speciale)		
		LED Colour Temp: 4000K CRI >80 Light Source Life (L70): 50,000 hours Operating temperature: 0°C to 40° Working IP65 / IK Working IK08 Construction: Glass Reinforced polyester (GRP) body End Polycarbonate (PC) diffuser, IK4 Material: Steel Clips Mounting: Surface mounted for wall or ceiling		
		Maintained		
1	6000000	4000K LED-GRP L1 IP65		
1	6000000	4000K LED-GRP L2 IP65		
		Maintained - DALI		
1	6000000	4000K LED-GRP L1 IP65		
1	6000000	4000K LED-GRP L2 IP65		
		Maintained with DIR Sensor		
1	6000000	4000K LED-GRP L1 IP65		
1	6000000	4000K LED-GRP L2 IP65		
		DIRm - with ON/OFF Sensor		
1	6000000	4000K LED-GRP L1 IP65		
1	6000000	4000K LED-GRP L2 IP65		
		Standalone		
1	6000000	Self Contained Maintained 4000K GRP 1200lm L1 IP65 , L1CN	0.6m	0.6m
1	6000000	Self Contained Maintained 4000K GRP 1600lm L2 IP65 , L2CN	0.6m	0.6m
		Standalone - with DIR Sensor		
1	6000000	Self Contained Maintained 4000K GRP 1200lm L1 IP65 , L1CN	0.6m	0.6m
1	6000000	Self Contained Maintained 4000K GRP 1600lm L2 IP65 , L2CN	0.6m	0.6m
		Standalone - with ON/OFF Sensor		
1	6000000	Self Contained Maintained 4000K GRP 1200lm L1 IP65 , L1CN	0.6m	0.6m
1	6000000	Self Contained Maintained 4000K GRP 1600lm L2 IP65 , L2CN	0.6m	0.6m

PACK	CODE	WP2 LED Weatherproof Batons - GRP body	CODE	CODE
		DALI ACTIVE		
1	6000000	Self Contained Maintained 4000K GRP 1200lm L1 IP65 , L1CN	0.6m	0.6m
1	6000000	Self Contained Maintained 4000K GRP 1600lm L2 IP65 , L2CN	0.6m	0.6m
		DALI ACTIVE - with DIR Sensor		
1	6000000	Self Contained Maintained 4000K GRP 1200lm L1 IP65 , L1CN	0.6m	0.6m
1	6000000	Self Contained Maintained 4000K GRP 1600lm L2 IP65 , L2CN	0.6m	0.6m
		DALI ACTIVE - with On/Off Sensor		
1	6000000	Self Contained Maintained 4000K GRP 1200lm L1 IP65 , L1CN	0.6m	0.6m
1	6000000	Self Contained Maintained 4000K GRP 1600lm L2 IP65 , L2CN	0.6m	0.6m
		ACTIVE		
1	6000000	Self Contained Maintained 4000K GRP 1200lm L1 IP65 , L1CN	0.6m	0.6m
1	6000000	Self Contained Maintained 4000K GRP 1600lm L2 IP65 , L2CN	0.6m	0.6m
		ACTIVE - with DIR Sensor		
1	6000000	Self Contained Maintained 4000K GRP 1200lm L1 IP65 , L1CN	0.6m	0.6m
1	6000000	Self Contained Maintained 4000K GRP 1600lm L2 IP65 , L2CN	0.6m	0.6m
		ACTIVE - with On/Off Sensor		
1	6000000	Self Contained Maintained 4000K GRP 1200lm L1 IP65 , L1CN	0.6m	0.6m
1	6000000	Self Contained Maintained 4000K GRP 1600lm L2 IP65 , L2CN	0.6m	0.6m
		DALI		
1	6000000	Self Contained Maintained 4000K GRP 1200lm L1 IP65 , L1CN	0.6m	0.6m
1	6000000	Self Contained Maintained 4000K GRP 1600lm L2 IP65 , L2CN	0.6m	0.6m

PEX	Cat.No	Emergency LED Weatherproof Bulkhead - PC body	CDO(€)	CDO(€)
		Bulkhead		
1	[illegible]	[illegible] LED PC LU PES		
1	[illegible]	[illegible] LED PC LU PES		
1	[illegible]	[illegible] LED PC LU PES		
		Bulkhead - DALI		
1	[illegible]	[illegible] LED PC LU PES		
1	[illegible]	[illegible] LED PC LU PES		
1	[illegible]	[illegible] LED PC LU PES		
		Bulkhead - with ON/OFF Sensor		
1	[illegible]	[illegible] LED PC LU PES		
1	[illegible]	[illegible] LED PC LU PES		
1	[illegible]	[illegible] LED PC LU PES		
		Wall/ceiling		
1	[illegible]	[illegible] LED PC LU PES, [illegible]	[illegible]	[illegible]
1	[illegible]	[illegible] LED PC LU PES, [illegible]	[illegible]	[illegible]
1	[illegible]	[illegible] LED PC LU PES, [illegible]	[illegible]	[illegible]
		Wall/ceiling - with ON/OFF Sensor		
1	[illegible]	[illegible] LED PC LU PES, [illegible]	[illegible]	[illegible]
1	[illegible]	[illegible] LED PC LU PES, [illegible]	[illegible]	[illegible]
1	[illegible]	[illegible] LED PC LU PES, [illegible]	[illegible]	[illegible]

PEX	Cat.No	Emergency LED Weatherproof Bulkhead - PC body	CDO(€)	CDO(€)
		DALI/TW		
1	[illegible]	[illegible] LED PC LU PES, [illegible]	[illegible]	[illegible]
1	[illegible]	[illegible] LED PC LU PES, [illegible]	[illegible]	[illegible]
1	[illegible]	[illegible] LED PC LU PES, [illegible]	[illegible]	[illegible]
		DALI/TW - with On/Off Sensor		
1	[illegible]	[illegible] LED PC LU PES, [illegible]	[illegible]	[illegible]
1	[illegible]	[illegible] LED PC LU PES, [illegible]	[illegible]	[illegible]
1	[illegible]	[illegible] LED PC LU PES, [illegible]	[illegible]	[illegible]
		Bulkhead 200 & 400 LED		
		[illegible]		
		Wall/ceiling		
1	[illegible]	[illegible] LED [illegible] PES		
1	[illegible]	[illegible] LED [illegible] PES		
1	[illegible]	[illegible] LED [illegible] PES		
		Wall/ceiling		
1	[illegible]	[illegible] LED [illegible] PES, [illegible]	[illegible]	[illegible]
1	[illegible]	[illegible] LED [illegible] PES, [illegible]	[illegible]	[illegible]
		DALI/TW		
1	[illegible]	[illegible] LED [illegible] PES, [illegible]	[illegible]	[illegible]
1	[illegible]	[illegible] LED [illegible] PES, [illegible]	[illegible]	[illegible]
		ADESB		
1	[illegible]	[illegible] LED [illegible] PES, [illegible]	[illegible]	[illegible]
1	[illegible]	[illegible] LED [illegible] PES, [illegible]	[illegible]	[illegible]
		DALI		
1	[illegible]	[illegible] LED [illegible] PES, [illegible]	[illegible]	[illegible]
1	[illegible]	[illegible] LED [illegible] PES, [illegible]	[illegible]	[illegible]

STATE-OF-THE-ART EMERGENCY LIGHTING MANAGEMENT BY LEGRAND. THE GALAXY CONNECTED EMERGENCY LIGHTING SYSTEM MAKES COMPLIANCE - SIMPLE.

Long range and wide area remains commissioning make it suitable for installation in smart buildings, streamlining the whole process from specific regional install through to day to day monitoring and testing – all in one simple solution.

A QUICKER, EASIER INSTALLATION PROCESS

INSTALLATION

[illegible]

COMPLIANCE

[illegible]

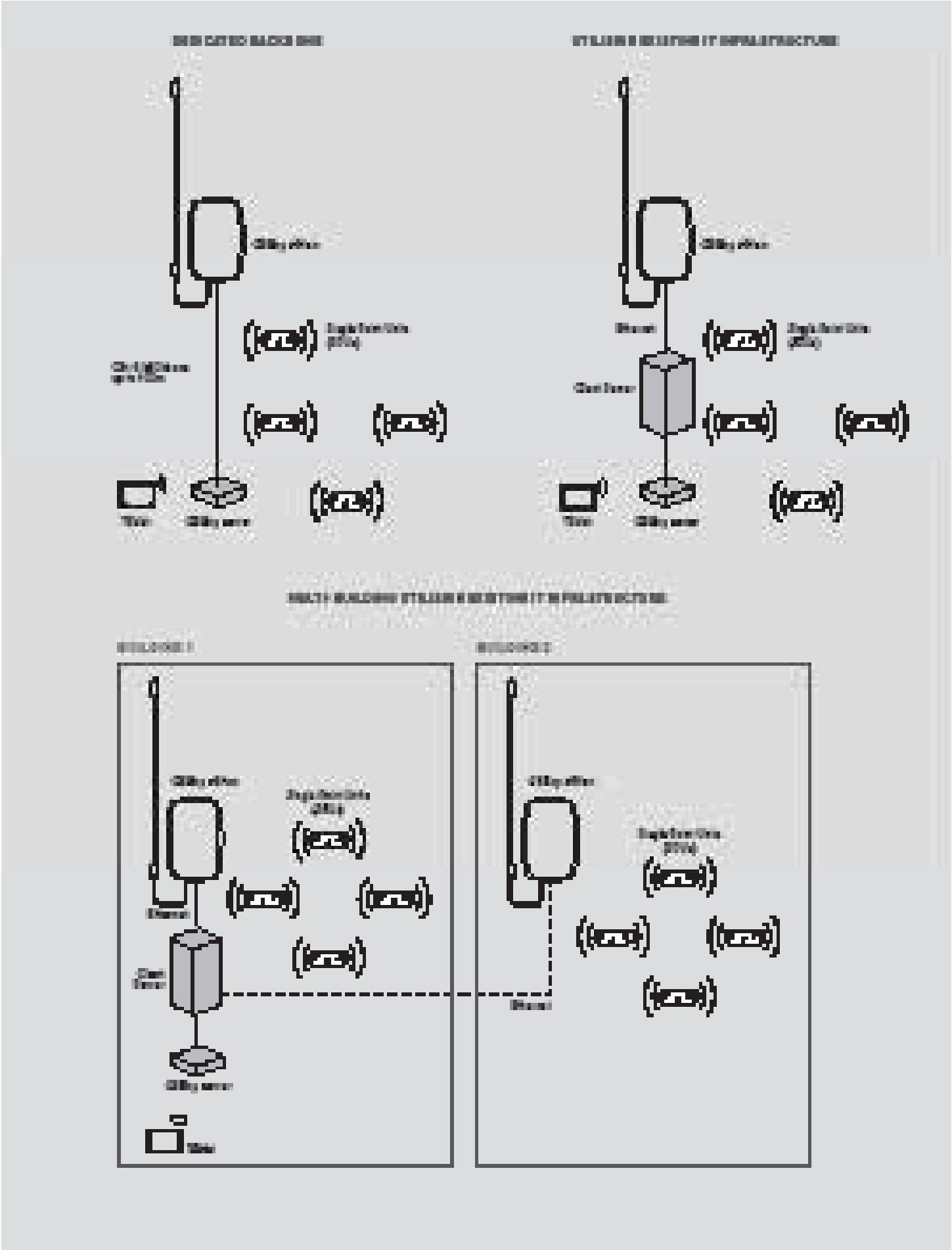

ACCESS® installation and WAC dimensions

Typical installation

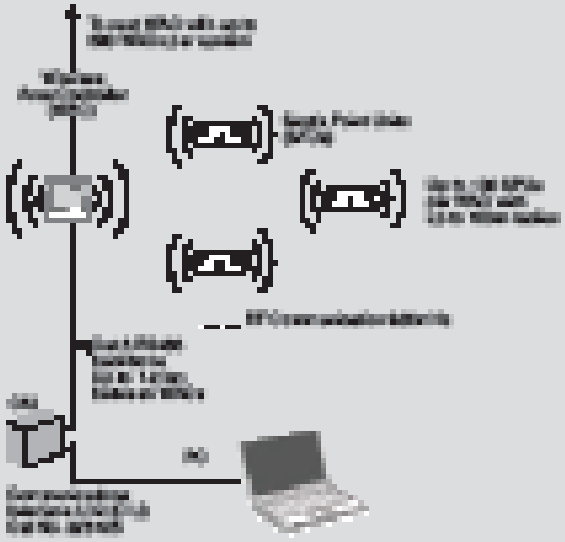

Hybrid installation

- where access communication matches

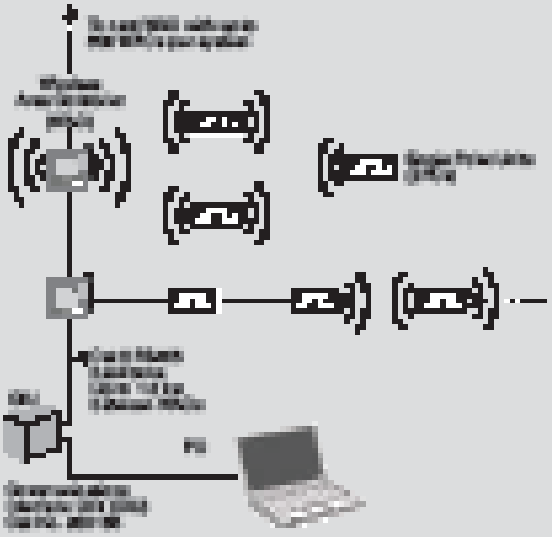

Add on installation

- commander / ARCM®
- extension to existing system

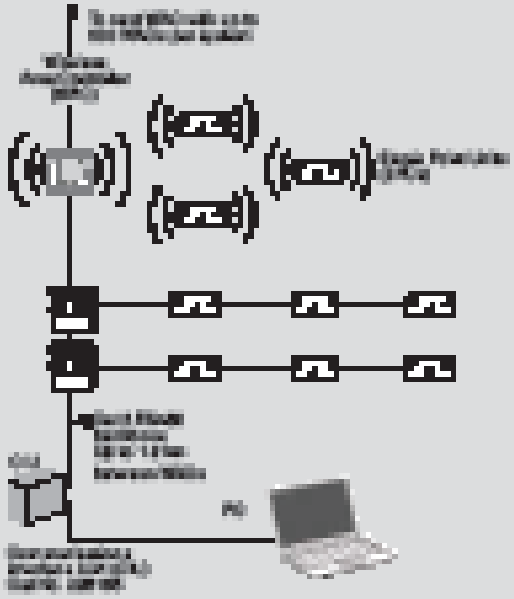

Multi-building site

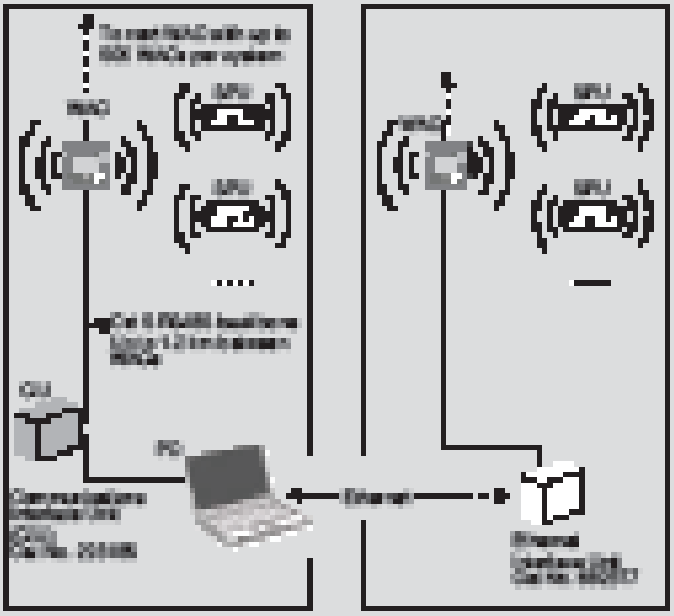

WAC dimensions

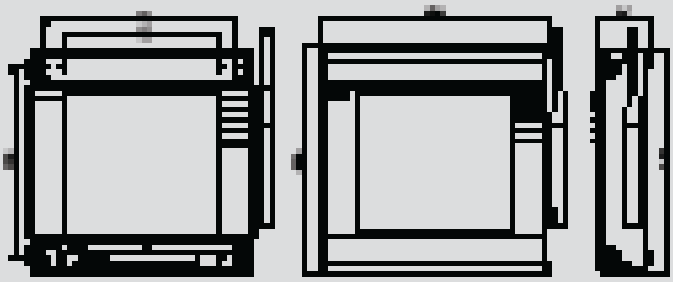

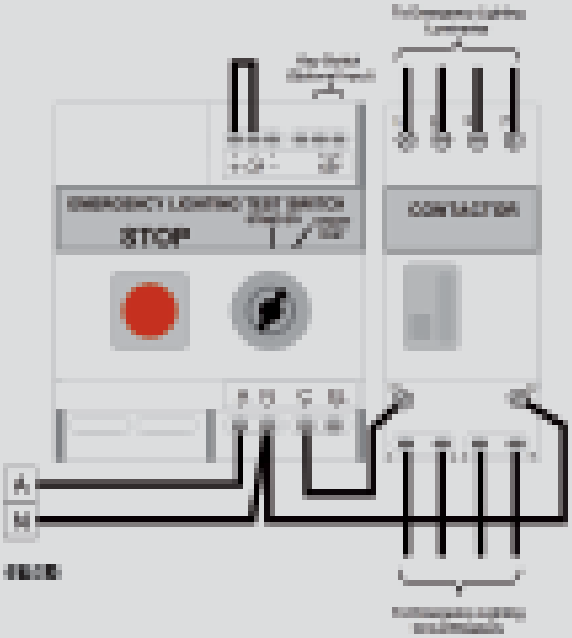
EMERGENCY LIGHTING TEST SWITCH
STOP
CONTACTOR
A
N

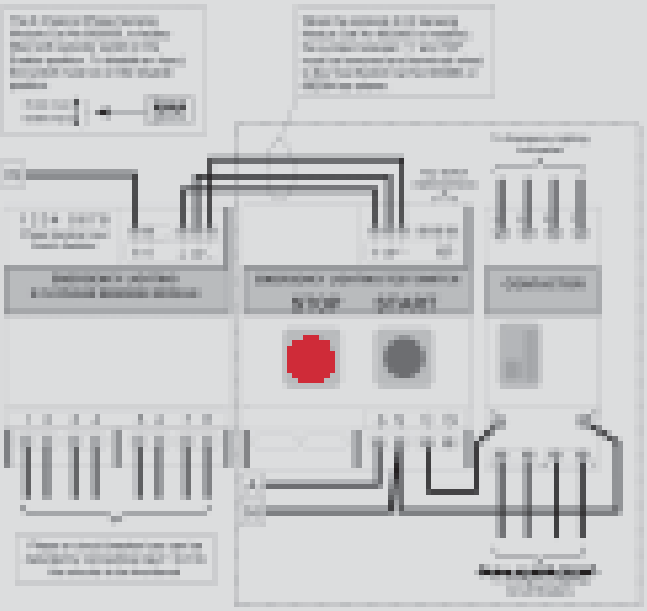
STOP
START

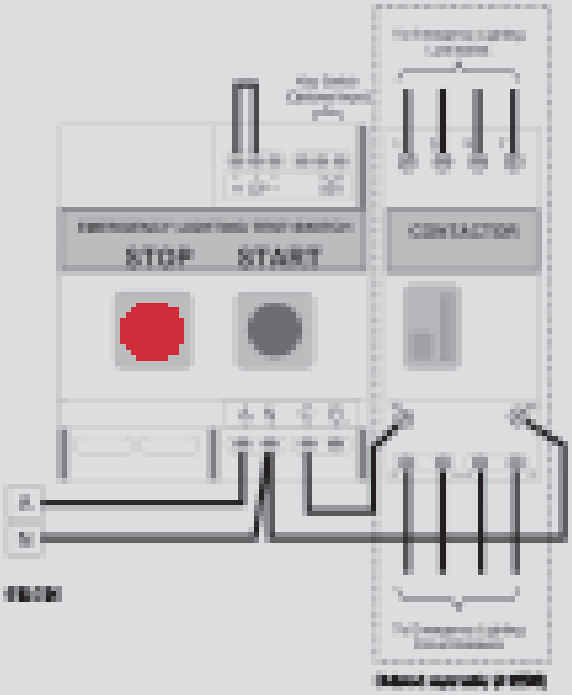
STOP
START
CONTACTOR
A
N

Overview

The dynamic LED exit sign operates in the following 3 modes:

Normal Mode	Operates as a normal maintained exit sign
Positive Mode	The entire panel or text/pictogram flashes simultaneously, mimicking the conventional flashing exit sign
Negative Mode	The pictogram flashes only and appears cross-section shows (i.e. mimicking the conventional EXIT sign with exit text)

Positive and negative modes are activated by external signals from the customer's equipment (e.g. a fire panel), via the terminals on the integral cable.

Dynamic LED exit sign can be either single-sided or double-sided as per requirement. In the case of accessible-side operation, each side can operate in a different mode independent of the other side.

NORMAL MODE

POSITIVE MODE



NEGATIVE MODE

Wiring

The dynamic LED exit sign accepts voltage-free relay contacts or low-current equipment in a current sink arrangement (see fig 1). This allows up to 5 dynamic exit signs to operate from a single signal, which can be either normally open (NO) or normally closed (NC). For each current sink, a dynamic power supply unit is required.

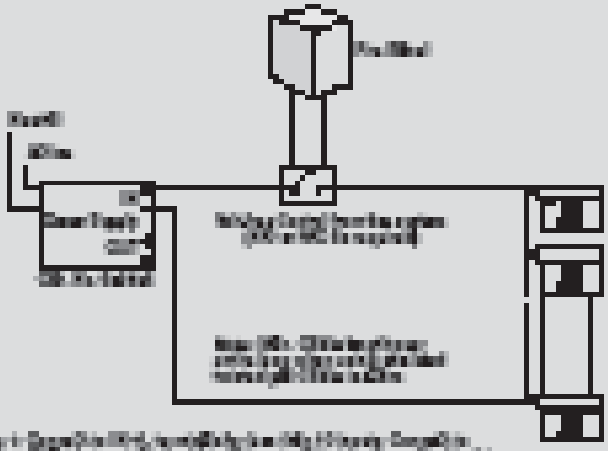

Fig 1: [illegible]

For positive mode, connect to the 'POS' and 'COM' terminals. For negative mode, connect to the 'NEG' and 'COM' terminals.

Scenario

Take an example of a building with three dynamic exit signs and two pressure sensors (part 1 and part 2), where the two sensors signals from the equipment in evacuation through part 1 or part 2 respectively.



SIGNAL 1
(FOR EVACUATION THROUGH EXIT 1)

DYNAMIC 1 - POSITIVE MODE
DYNAMIC 2 - SIDE A NEGATIVE MODE
SIDE B POSITIVE MODE
DYNAMIC 3 - NEGATIVE MODE

SIGNAL 2
(FOR EVACUATION THROUGH EXIT 2)
DYNAMIC 1 - NEGATIVE MODE
DYNAMIC 2 - SIDE A POSITIVE MODE
SIDE B NEGATIVE MODE
DYNAMIC 3 - POSITIVE MODE

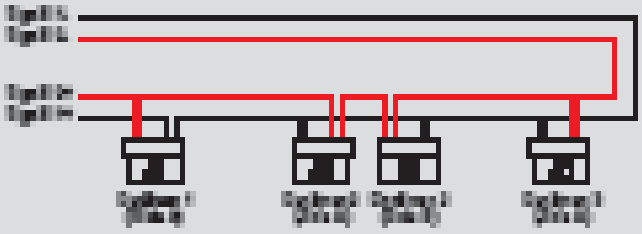



[illegible]

[illegible]

Dimensions

[illegible]

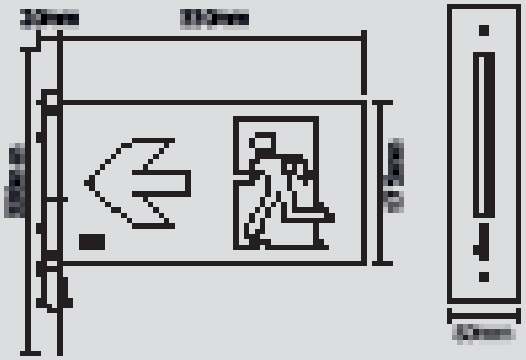

SURFACE

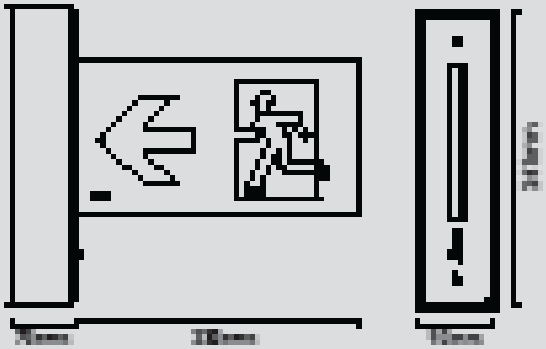

Diffusers + wall plate		
Cat no. Stainless Steel	Description	
[illegible]	[illegible]	
[illegible]	[illegible]	
[illegible]	[illegible]	
[illegible]	[illegible]	
[illegible]	[illegible]	
[illegible]	[illegible]	
[illegible]	[illegible]	
[illegible]	[illegible]	
[illegible]	[illegible]	

[illegible] lighting spacing tables

[illegible]

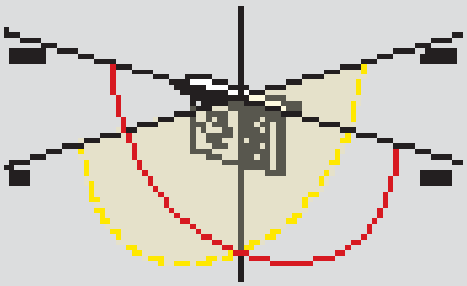

[illegible]

0.2 lux (Australia)

Mounting height, metres, above floor	[illegible]	[illegible]	[illegible]	[illegible]	[illegible]	[illegible]	[illegible]	[illegible]	[illegible]	[illegible]	[illegible]	[illegible]	[illegible]	[illegible]	[illegible]	[illegible]
[illegible]	[illegible]	[illegible]	[illegible]	[illegible]	[illegible]	[illegible]	[illegible]	[illegible]	[illegible]	[illegible]	[illegible]	[illegible]	[illegible]	[illegible]	[illegible]	[illegible]

COMMERCIAL LIGHTING & LIGHTING MANAGEMENT

Indoor Luminaires

Industrial Luminaires

Outdoor Luminaires



Lighting Management

FEATURED PRODUCTS

Bulkhead LED

(p. 249)



Plexus LED Floodlights

(p. 302)

PIR Sensor
(p. 310)

Microwave Sensor - Corridor
(p. 317)

Commercial LED
Lighting Solutions
Energy savings for all applications



Economy LED Batten

Ideal for carparks, educational facilities, back of house and stairwells



Bulkhead 200 and 300 LED

Ideal for general security applications, schools, stairwells and hallways



WP2 LED Weatherproof Battens

Ideal for carparks, industrial sites and stairwells

PACK	CB/Pkg	Economy LED Batons	CDCN	CDCN
		An LED Tri-Colour Batten with 2 foot, 4 foot and 5 foot lengths (610mm, 1200mm and 1500mm) with or without integrated sensor option. Supply voltage: 240V 50/60Hz Lumen Output (4000K): 2 foot - 1100lm (18w mode) 4 foot - 2200lm (36w mode) 5 foot - 2750lm (45w mode) Power Consumption (36w mode) 2 foot - 18W 0.20W 4 foot - 36W 0.20W 5 foot - 45W 0.20W LED Colour Temp 3000K 4000K 6500K, CRI >80 Light Source Life (LSL) 50,000 hours Operating temperature: 10° to 40° IP rating: IP20, IK rating: IK08 Cover/Diffuser: Multi body, frosted diffuser Mounting: Surface mounted for wall or ceiling		
		Batten		
1	[illegible]	Tri-Colour LED 18 IP20		
1	[illegible]	Tri-Colour LED 36 IP20		
1	[illegible]	Tri-Colour LED 45 IP20		
		Batten - DALI		
1	[illegible]	Tri-Colour LED 18 IP20		
1	[illegible]	Tri-Colour LED 36 IP20		
1	[illegible]	Tri-Colour LED 45 IP20		
		Batten - with ON/OFF Sensor		
1	[illegible]	Tri-Colour LED 18 IP20		
1	[illegible]	Tri-Colour LED 36 IP20		
1	[illegible]	Tri-Colour LED 45 IP20		
		Bulkhead		
1	[illegible]	Bulkhead Bulkhead Tri-Colour LED 18 IP20	[illegible]	[illegible]
1	[illegible]	Bulkhead Bulkhead Tri-Colour LED 36 IP20	[illegible]	[illegible]
1	[illegible]	Bulkhead Bulkhead Tri-Colour LED 45 IP20	[illegible]	[illegible]
		Bulkhead - with ON/OFF Sensor		
1	[illegible]	Bulkhead Bulkhead Tri-Colour LED 18 IP20	[illegible]	[illegible]
1	[illegible]	Bulkhead Bulkhead Tri-Colour LED 36 IP20	[illegible]	[illegible]
1	[illegible]	Bulkhead Bulkhead Tri-Colour LED 45 IP20	[illegible]	[illegible]
		DALI/PIR		
1	[illegible]	Bulkhead Bulkhead Tri-Colour LED 18 IP20	[illegible]	[illegible]
1	[illegible]	Bulkhead Bulkhead Tri-Colour LED 36 IP20	[illegible]	[illegible]
1	[illegible]	Bulkhead Bulkhead Tri-Colour LED 45 IP20	[illegible]	[illegible]

PACK	CB/Pkg	Economy LED Batons	CDCN	CDCN
		DALI/PIR - with On/Off Sensor		
1	[illegible]	Bulkhead Bulkhead Tri-Colour LED 18 IP20	[illegible]	[illegible]
1	[illegible]	Bulkhead Bulkhead Tri-Colour LED 36 IP20	[illegible]	[illegible]
1	[illegible]	Bulkhead Bulkhead Tri-Colour LED 45 IP20	[illegible]	[illegible]
		Accessories		
1	[illegible]	LED wire guard - white		
1	[illegible]	LED wire guard - white		
1	[illegible]	LED wire guard - white		
		Economy LED Oyster - IP54		
		An LED Oyster with Tri-Colour Switchable Colour, Suitable for indoor or outdoor use, with or without emergency module, emergency module is supplied with 3 hour battery backup. Simple to install and maintain. Suitable for use in areas where a low cost, energy efficient, Tri-Colour LED Oyster is required. Suitable for use in Commercial Premises, Industrial Premises, Schools, Hospitals, Supply voltage: 240V 50/60Hz Lumen Output: 4000K - 1,100lm (18w mode), 550lm (emergency mode) Power Consumption: 18W (18w mode), 6W (emergency mode) LED Colour Temp 3000K 4000K 6500K, CRI >80 Light Source Life (LSL) 50,000 hours Operating temperature: 10° to 40° IP rating: IP54, IK rating: IK08 Cover/Diffuser: Polycarbonate (PC) body and diffuser Mounting: Surface mounted for wall or ceiling		
		Batten		
1	[illegible]	Tri-Colour LED 18 W		
		Batten - DALI		
1	[illegible]	Tri-Colour LED 18 W		
		Batten - with ON/OFF Sensor		
1	[illegible]	Tri-Colour LED 18 W		
		Bulkhead		
1	[illegible]	Bulkhead Bulkhead Tri-Colour LED 18 W - 3000K	[illegible]	[illegible]
		Bulkhead - with ON/OFF Sensor		
1	[illegible]	Bulkhead Bulkhead Tri-Colour LED 18 W - 3000K	[illegible]	[illegible]
		DALI/PIR		
1	[illegible]	Bulkhead Bulkhead Tri-Colour LED 18 W - 3000K	[illegible]	[illegible]
		DALI/PIR - with On/Off Sensor		
1	[illegible]	Bulkhead Bulkhead Tri-Colour LED 18 W - 3000K	[illegible]	[illegible]

PACK	CODE No.	WP2 LED Weatherproof Batten - GRP body	CRI>80	CRI>90
		2.4ft Weatherproof LED Batten with GRP body Red PC diffuser. 2 feet and 4 feet lengths. 8-18Watts/ 600lm/ 1lm end energy only, with or without integrated sensor option. Supply voltage: 100V-240Vac Lumen Output: 2feet : 2000lm/18Watts mode /800lm Emergency mode 4feet : 1800lm/18Watts mode /800lm Emergency mode Power Consumption: 2feet : 20W 50/60Hz or 24W Emergency mode 4feet : 20W 50/60Hz or 24W Emergency mode LED Colour Temp: 4000K CRI>80 Light Source Life (L70): 50,000hours Operating temp: -40to+ 45°C IP Rating: IP65, IK rating: IK08 Construction: Glass Fibre Reinforced polyester (GRP) body/End Poly(Methacrylate) (PC) diffuser, IP65 Rubber End Caps Mounting: Surface mounted on wall or ceiling		
		Mains		
1	6000040	2000HOUSED-GRP LED P65		
1	6000041	4000HOUSED-GRP LED P65		
		Mains - DALI		
1	6000042	2000HOUSED-GRP LED P65		
1	6000043	4000HOUSED-GRP LED P65		
		Mains - with DIM Sensor		
1	6000044	2000HOUSED-GRP LED P65		
1	6000045	4000HOUSED-GRP LED P65		
		Mains - with ON/OFF Sensor		
1	6000046	2000HOUSED-GRP LED P65		
1	6000047	4000HOUSED-GRP LED P65		
		Mains/Battery		
1	6000048	2000HOUSED-GRP LED P65 3000lm LIFEPO4 .10CH	3000K	4000K
1	6000049	4000HOUSED-GRP LED P65 3000lm LIFEPO4 .10CH	3000K	4000K
		Mains/Battery - with DIM Sensor		
1	6000050	2000HOUSED-GRP LED P65 3000lm LIFEPO4 .10CH	3000K	4000K
1	6000051	4000HOUSED-GRP LED P65 3000lm LIFEPO4 .10CH	3000K	4000K
		Mains/Battery - with ON/OFF Sensor		
1	6000052	2000HOUSED-GRP LED P65 3000lm LIFEPO4 .10CH	3000K	4000K
1	6000053	4000HOUSED-GRP LED P65 3000lm LIFEPO4 .10CH	3000K	4000K

PACK	CODE No.	WP2 LED Weatherproof Batten - GRP body	CRI>80	CRI>90
		DALI/0-10V		
1	6000054	2000HOUSED-GRP LED P65 3000lm LIFEPO4 .10CH	3000K	4000K
1	6000055	4000HOUSED-GRP LED P65 3000lm LIFEPO4 .10CH	3000K	4000K
		DALI/0-10V - with DIM Sensor		
1	6000056	2000HOUSED-GRP LED P65 3000lm LIFEPO4 .10CH	3000K	4000K
1	6000057	4000HOUSED-GRP LED P65 3000lm LIFEPO4 .10CH	3000K	4000K
		DALI/0-10V - with On/OFF Sensor		
1	6000058	2000HOUSED-GRP LED P65 3000lm LIFEPO4 .10CH	3000K	4000K
1	6000059	4000HOUSED-GRP LED P65 3000lm LIFEPO4 .10CH	3000K	4000K
		X10/KNX		
1	6000060	2000HOUSED-GRP LED P65 3000lm LIFEPO4 .10CH	3000K	4000K
1	6000061	4000HOUSED-GRP LED P65 3000lm LIFEPO4 .10CH	3000K	4000K
		X10/KNX - with DIM Sensor		
1	6000062	2000HOUSED-GRP LED P65 3000lm LIFEPO4 .10CH	3000K	4000K
1	6000063	4000HOUSED-GRP LED P65 3000lm LIFEPO4 .10CH	3000K	4000K
		X10/KNX - with On/OFF Sensor		
1	6000064	2000HOUSED-GRP LED P65 3000lm LIFEPO4 .10CH	3000K	4000K
1	6000065	4000HOUSED-GRP LED P65 3000lm LIFEPO4 .10CH	3000K	4000K
		DALI		
1	6000066	2000HOUSED-GRP LED P65 3000lm LIFEPO4 .10CH .HOBA	3000K	4000K
1	6000067	4000HOUSED-GRP LED P65 3000lm LIFEPO4 .10CH .HOBA	3000K	4000K

[redacted]

[redacted]	[redacted]	[redacted]	[redacted]	[redacted]
		Runway LED Washlight Wall Mount / PC body		
		[redacted]		
		[redacted]		
		[redacted]		
		[redacted]



PACK	Cat. Nos	Finsse LED Fine Slights
		A robust range of high-efficiency fluorlights with Asymmetric light distribution Supply voltage: 240V 0.0 MHz LED Colour Temp: 4000K, CRI ≥ 80 Light Source Life (LSL): 50,000 hours Operating temperature: 10° to 40° IP rating: IP65, IK rating: IK10 Construction: Die-Cast Aluminium body Mounting: Surface mounted for wall or ceiling
1	[illegible]	6,400 lm Asymmetric CRI IP65
1	[illegible]	12,000 lm Asymmetric CRI IP65
1	[illegible]	16,400 lm Asymmetric CRI IP65
1	[illegible]	20,000 lm Asymmetric CRI IP65
		Bulkhead 200 LED
		A 200mm diameter IP65 IK10 Bulkhead Mode of operation: Mains Supply voltage: 240V 0.0 MHz Lumen Output: 4000K, 1,800 lm Mains mode Power Consumption: 18W LED Colour Temp: 4000K, CRI ≥ 80 Light Source Life (LSL): 50,000 hours Operating temperature: 10° to 40° IP rating: IP65, IK rating: IK10 Construction: Die-Cast Aluminium body and Polycarbonate (PC) diffuser Mounting: Surface mounted for wall or ceiling
		Mains
1	[illegible]	Pillar LED 1800lm 4000K IP65
1	[illegible]	Guided LED 1800lm 4000K IP65
1	[illegible]	Eyelid LED 1800lm 4000K IP65

PACK	Cat. Nos	Bulkhead 200 LED	[illegible]	[illegible]
		A 200mm diameter IP65 IK10 Bulkhead Bulkhead in Mains or Emergency models, emergency models equipped with Lithium Ion (LiION) Battery in Oxalopy. Simple to install. Bulkhead is designed to lamp from the life of the battery, minimizing maintenance costs. Ideal for an environmentally friendly battery. Mode of operation: Mains or Bulkhead Mains and/or emergency models Supply voltage: 240V 0.0 MHz Lumen Output: 4000K, 1,800 lm Mains mode, 700 lm Emergency mode Power Consumption: 18W Mains mode, 22W Emergency mode LED Colour Temp: 4000K, CRI ≥ 80 Light Source Life (LSL): 50,000 hours Operating temperature: 10° to 40° IP rating: IP65, IK rating: IK10 Construction: Die-Cast Aluminium body and Polycarbonate (PC) diffuser Mounting: Surface mounted for wall or ceiling		
		Mains		
1	[illegible]	Pillar LED 1800lm 4000K IP65		
1	[illegible]	Guided LED 1800lm 4000K IP65		
1	[illegible]	Eyelid LED 1800lm 4000K IP65		
		Standalone		
1	[illegible]	Twin Charge Bulkhead Battery LED 1800lm 4000K IP65 . LiION	[illegible]	[illegible]
1	[illegible]	Twin Charge Bulkhead Battery LED 1800lm 4000K IP65 . LiION	[illegible]	[illegible]
		GALAXY 90		
1	[illegible]	Twin Charge Bulkhead Battery LED 1800lm 4000K IP65 . LiION	[illegible]	[illegible]
1	[illegible]	Twin Charge Bulkhead Battery LED 1800lm 4000K IP65 . LiION	[illegible]	[illegible]
		AXIOM 90		
1	[illegible]	Twin Charge Bulkhead Battery LED 1800lm 4000K IP65 . LiION	[illegible]	[illegible]
1	[illegible]	Twin Charge Bulkhead Battery LED 1800lm 4000K IP65 . LiION	[illegible]	[illegible]
		DALI		
1	[illegible]	Twin Charge Bulkhead Battery LED 1800lm 4000K IP65 . Mains	[illegible]	[illegible]
1	[illegible]	Twin Charge Bulkhead Battery LED 1800lm 4000K IP65 . Mains	[illegible]	[illegible]

PACK	CODes	Basic PIR sensor
		Detection Angle: 360° Time delay: 5s - 30min Illuminance: 5-10 (LUX) Ambient temperature: -20°C to 40°C Ratings: Indoor/Outdoor/Damp Area
1	[illegible]	Recessed IP20 White
1	[illegible]	Surface IP20 White
1	[illegible]	Recessed IP44 White

PACK	CODes	PIR Sensor
		Detection Angle: 360° Time delay: 5s - 30min Illuminance: 5-10 (LUX) Ambient temperature: -20°C to 40°C Ratings: push button
1	[illegible]	Recessed IP20 White push button settings
1	[illegible]	Surface IP20 White push button settings

PACK	CODes	PIR Sensor - Corridor
		Detection Angle: Corridor Time delay: 5s - 30min Illuminance: 5-10 (LUX) Ambient temperature: -20°C to 40°C Ratings: Indoor/Outdoor/Damp
1	[illegible]	Recessed IP44 Grey
1	[illegible]	Surface mounted IP44 Grey
1	[illegible]	Low Voltage Sensitivity, digital programming for sensor settings & Configuration

PACK	CODes	PIR Sensor - Professional
		Detection Angle: 360° Time delay: 5s - 30min Illuminance: 5-10 (LUX) Ambient temperature: -20°C to 40°C Ratings: Indoor/Outdoor/Damp
1	[illegible]	Recessed IP20 White programming with Wireless
1	[illegible]	Recessed IP20 White programming with Wireless 1 - 3 (Wires)
1	[illegible]	Recessed IP20 White programming with Wireless DALI
1	[illegible]	Recessed IP20 White programming with Wireless 2in1 Wireless
1	[illegible]	Recessed IP20 White programming with Wireless DALI 2in1 Wireless
		Accessories
1	[illegible]	Surface mounted
1	[illegible]	IP66 enclosure
1	[illegible]	Programming Module

PACK	CODes	PIR Sensor - High mount
		Detection Angle: 360° Time delay: 5s - 30min Illuminance: 5-10 (LUX) Ambient temperature: -20°C to 40°C Ratings: Indoor/Outdoor
1	[illegible]	Recessed IP44 White programming with Wireless
1	[illegible]	Recessed IP44 White programming with Wireless DALI
1	[illegible]	Recessed IP44 White programming with Wireless 2in1 Wireless
1	[illegible]	Recessed IP44 White programming with Wireless DALI 2in1 Wireless
		Accessories
1	[illegible]	Surface mounted
1	[illegible]	Programming Module

PACK	CODes	Dual Technology Sensor
		Detection Angle: 360° Time delay: 5s - 30min Illuminance: 5-10 (LUX) Ambient temperature: -20°C to 40°C Ratings: Indoor/Outdoor
1	[illegible]	Recessed IP20 White
1	[illegible]	Surface mounted
1	[illegible]	Low Voltage Sensitivity, digital programming for sensor settings & Configuration

PACK	Ordering	Microwave Sensor
		Detection Angle: 360° Time delay: 10s - 30min Mounting height: 1.1m (DIN) Ambient temperature: -20°C to 50°C Ratings: Mounting height details
1	[illegible]	Recessed PIR 360° Microprogramming with Mirror
1	[illegible]	Recessed PIR 360° Microprogramming with Mirror 2 - Chrome
1	[illegible]	Recessed PIR 360° Microprogramming with Mirror DALI
1	[illegible]	Surface PIR 360° Microprogramming with Mirror
1	[illegible]	Surface PIR 360° Microprogramming with Mirror DALI
		Accessories
1	[illegible]	Programming Module

PACK	Ordering	Microwave Sensor - Corridor
		Detection Angle: Corridor Time delay: 10s - 30min Mounting height: 1.1m (DIN) Ambient temperature: -20°C to 50°C Ratings: Mounting height details
1	[illegible]	Recessed PIR Matrix programming with Mirror
1	[illegible]	Recessed PIR Matrix programming with Mirror 2 - CHROME
1	[illegible]	Recessed PIR Matrix programming with Mirror DALI
1	[illegible]	Recessed PIR Matrix programming with Mirror for All windows
1	[illegible]	Recessed PIR Matrix programming with Mirror DALI for All windows
		Accessories
1	[illegible]	Surface connection
1	[illegible]	Programming Module

PACK	Ordering	Microwave Sensor - Suspended
		Detection Angle: 360° Time delay: 10s - 30min Mounting height: 1.1m (DIN) Ambient temperature: -20°C to 50°C Ratings: Mounting height details
1	[illegible]	Ceiling PIR 360° Microprogramming with Mirror
1	[illegible]	Wall PIR Matrix programming with Mirror
		Accessories
1	[illegible]	Programming Module

PACK	Ordering	Tri-technology Sensor
		Detection Angle: 360° Time delay: 10s - 30min Mounting height: 1.1m (DIN) Ambient temperature: -20°C to 50°C Ratings: Mounting height details
1	[illegible]	Wall PIR, Microwave and Photocell in 1 CP11 60m

PACK	Ordering	Light Sensitive Switches
1	[illegible]	Light sensitive switch 10-1000W 3 wire, IP44 IK08, 1010 S.C. grey
1	[illegible]	Light sensitive switch 10-1.2000W 3 wire 2000W 3 wire IP65 IK08, 2000 S.C. programmable 15-30min stage grey

Presence and Absence Detection Explained

The choice between presence and absence detection for different spaces can make big differences in user-friendliness and the amount of energy saved.

PRESENCE DETECTION

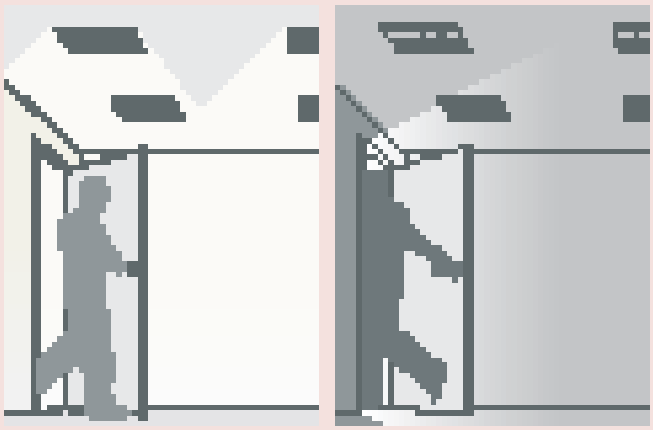

Detectors will switch on lighting automatically when a person enters the room, and switches off lighting automatically when no movement is detected.

ABSENCE DETECTION

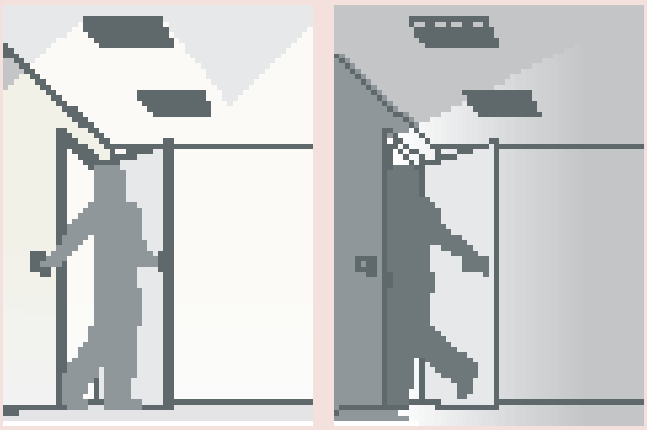

Upon entering the room the person switches on the light as normal, but on leaving the detector switches off the lighting automatically. Lights can also be switched off manually.

PIRs and Microwave Detectors Compared

PIR (PASSIVE INFRARED) DETECTION

PIR (Passive Infrared) presence detectors detect body heat and movement and are ideally suited where a defined detection pattern is required.

PIR detectors work on detecting the movement of body heat. They are better suited to smaller spaces or where a defined detection pattern is required.

MICROWAVE DETECTION

Microwave presence detectors are sensitive to movement and are ideal for large spaces and areas that have an awkward shape or where fine motion detection is required.



Microwave Detectors are sensitive to objects that move, with much greater coverage and sensitivity. They can detect through glass, therefore careful consideration on location is needed in certain applications.

DATA COMMUNICATION & CABLE MANAGEMENT

Fiber and Energy Racks, Panels and Fiber Trays

LCP Copper

LCP Fiber

LCP Energy Distribution

LCP Sensor Cabinets

FEATURED PRODUCTS



Copper LCP System
Cables
Cords
Patch panels
Connectors
(p. 272)

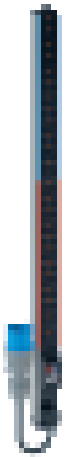

LCP Energy Distribution
Switched 19" PDUs
Switched Zero-U
Vertical PDUs
(p. 274)



DOWNLOAD THE COMPLETE CATALOGUE ON LEGRAND.CO.NZ

Legrand Smartrack
[p. [illegible]]



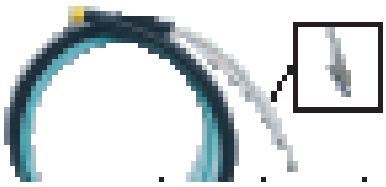

LCS² Fibre
Cables
Cords
Patch panels
Sources
[p. [illegible]]

Floor boxes

[redacted]

Pop-up type flush-mounting boxes for concrete or raised access floors

[redacted]



[redacted]



[redacted]

[redacted]



[redacted]

[redacted]

51 [redacted]

[redacted]

PACK	Cat. No.	Standard Floor box kit
1	[redacted]	6 (2 x 3) modules
1	[redacted]	18 (2 x 9) modules
		Lids and trims
		Plastic
1	[redacted]	For 6 modules silver/black/ivory/ice (28000)
1	[redacted]	For 18 modules silver/black/ivory/ice (28020)
		[redacted]
1	[redacted]	6 (2 x 3) modules , CE/Ref. [redacted]
1	[redacted]	18 (2 x 9) modules , CE/Ref. [redacted]
		Stainless steel plate (optional)
1	[redacted]	For 6 modules silver/black/ivory/ice plate (2 lids/2 trims) (28000)
1	[redacted]	For 18 modules silver/black/ivory/ice plate (2 lids/2 trims) (28020)
1	[redacted]	For 6 modules silver/black/ivory/ice without raised lid and trim (28000)
1	[redacted]	For 18 modules silver/black/ivory/ice without raised lid and trim (28020)
		Electrical installation kits
		Only required for raised floor installations
1	[redacted]	For 6 modules silver/black/ivory/ice (28000)
1	[redacted]	For 18 modules silver/black/ivory/ice (28020)
		Concrete back box for Standard version
1	[redacted]	BOX for 6 modules silver/black/ivory/ice (for 28000)
1	[redacted]	BOX for 18 modules silver/black/ivory/ice (for 28020)
		Accessories
1	[redacted]	BOX for 6 modules/2 plug BOX accessory for silver/black floor box with plug/Bell/Old Bell/Clock
1	[redacted]	Additional lid/filling plate/blanks with silver/black finish box (28000 for 28020) used for raised floor installations
		Shallow floor box kit
1	[redacted]	Shallow 18 (2 x 9) modules, supplied complete with plate/trim.
		Concrete back box for shallow version
1	[redacted]	BOX for 6 shallow CeeData floor (for 28020)
		Electrical installation kits
1	[redacted]	Installation kit for shallow floors (for 28020)
		Stainless steel plate (optional)
1	[redacted]	For shallow floor box CE/Ref. [redacted]

PACK	Cat. No.	Standard floor box kit
		The design is specifically integrated into the floor. Sub opening for additional Cat 6 electrical cables. Equipped with 'pushfit' data locking system to hold BOX and lid opening in place. To be equipped with Mini BOX or drawer or BOX with Patented Blum cable flush-mounting boxes for CeeData floors or the flat for raised BOX floor floors.
		[redacted]
1	[redacted]	Silver/Aluminium finish
1	[redacted]	Black/Black lid
1	[redacted]	Black/Black lid/Brass Bezel finish
		[redacted]
1	[redacted]	Silver/Aluminium finish
1	[redacted]	Black/Black lid
1	[redacted]	Black/Black lid/Brass Bezel finish
		[redacted]
1	[redacted]	Silver/Aluminium finish
1	[redacted]	Black/Black lid
1	[redacted]	Black/Black lid/Brass Bezel finish
		[redacted]
1	[redacted]	Silver/Aluminium finish
1	[redacted]	Black/Black lid
1	[redacted]	Black/Black lid/Brass Bezel finish
		Installation kits for raised access floors
		In Stock (in empty raised floor) Bell/Old Bell/Clock for raised access floor (for silver/black/ivory/ice) Equipped with CE/Ref. [redacted] for power cables, to access in CeeBand cable of the raised floor. Complete with: - CE/Ref. [redacted] filling - Bell/Old Bell filling
1	[redacted]	6 modules
1	[redacted]	6 (2 x 3) modules
1	[redacted]	4 modules
1	[redacted]	6 (2 x 3) modules
		Plastic mounting boxes for installation in concrete floors
		For raised floors always use floor boxes in CeeData floors. Equipped with Rec/Clock for BOX Bell/BOX mini Contacts
		[redacted]
1	[redacted]	6 modules
1	[redacted]	6 (2 x 3) modules
1	[redacted]	4 modules
1	[redacted]	6 (2 x 3) modules
		[redacted]
1	[redacted]	6 modules
10	[redacted]	6 modules

[redacted]

Patch cord 3 GPO Lands

Cat.5, Cat.5e, [illegible]

Beige | Black | Blue | Red | White | Yellow | Green | Grey | Orange | Purple

Cat.5 Patch Lead

(m)										
0.5	[illegible]	[illegible]	[illegible]	[illegible]	[illegible]	[illegible]	[illegible]	[illegible]		[illegible]
0.5	[illegible]	[illegible]	[illegible]	[illegible]	[illegible]	[illegible]	[illegible]	[illegible]	[illegible]	[illegible]
0.7	[illegible]	[illegible]	[illegible]	[illegible]	[illegible]	[illegible]	[illegible]	[illegible]		[illegible]
1	[illegible]	[illegible]	[illegible]	[illegible]	[illegible]	[illegible]	[illegible]	[illegible]	[illegible]	[illegible]
1.5	[illegible]	[illegible]	[illegible]	[illegible]	[illegible]	[illegible]	[illegible]	[illegible]	[illegible]	[illegible]
2	[illegible]	[illegible]	[illegible]	[illegible]	[illegible]	[illegible]	[illegible]	[illegible]	[illegible]	[illegible]
3	[illegible]	[illegible]	[illegible]	[illegible]	[illegible]	[illegible]	[illegible]	[illegible]	[illegible]	[illegible]
5	[illegible]	[illegible]	[illegible]	[illegible]	[illegible]	[illegible]	[illegible]	[illegible]	[illegible]	[illegible]
7.5	[illegible]	[illegible]	[illegible]	[illegible]	[illegible]	[illegible]	[illegible]	[illegible]		[illegible]
10	[illegible]	[illegible]	[illegible]	[illegible]	[illegible]	[illegible]	[illegible]	[illegible]	[illegible]	[illegible]
15	[illegible]	[illegible]	[illegible]							
20	[illegible]	[illegible]	[illegible]							

Cat.5 Patch Lead Slim line

0.5	[illegible]	[illegible]	[illegible]	[illegible]	[illegible]	[illegible]	[illegible]			
0.75	[illegible]	[illegible]	[illegible]	[illegible]	[illegible]	[illegible]				
1	[illegible]	[illegible]	[illegible]	[illegible]	[illegible]	[illegible]		[illegible]		
1.25		[illegible]	[illegible]		[illegible]	[illegible]				
1.5	[illegible]	[illegible]	[illegible]	[illegible]	[illegible]	[illegible]	[illegible]			
2	[illegible]	[illegible]	[illegible]	[illegible]	[illegible]	[illegible]	[illegible]			
3	[illegible]	[illegible]	[illegible]	[illegible]	[illegible]	[illegible]				

Cat.6A Patch Lead

0.5	[illegible]	[illegible]	[illegible]							
1	[illegible]	[illegible]	[illegible]		[illegible]					
1.5	[illegible]	[illegible]	[illegible]		[illegible]					
2	[illegible]	[illegible]	[illegible]		[illegible]					
3	[illegible]	[illegible]	[illegible]		[illegible]					
5	[illegible]	[illegible]	[illegible]	[illegible]	[illegible]	[illegible]			[illegible]	
7.5	[illegible]	[illegible]	[illegible]		[illegible]					
10	[illegible]	[illegible]	[illegible]		[illegible]					
15	[illegible]	[illegible]	[illegible]		[illegible]					

HDMI Lead

(m)	[illegible]	[illegible]	[illegible]	[illegible]
0.5		[illegible]	[illegible]	
0.75		[illegible]		
1	[illegible]	[illegible]	[illegible]	
1.5		[illegible]	[illegible]	
2	[illegible]	[illegible]	[illegible]	
3	[illegible]	[illegible]	[illegible]	
4			[illegible]	
5	[illegible]		[illegible]	
6				[illegible]
7.5			[illegible]	
8				[illegible]
10			[illegible]	
15			[illegible]	[illegible]
20			[illegible]	[illegible]

Legrand cabling system, LCS³ cat. 6a

Flexpack panels - equipped

Legrand cabling system, LCS³ cat. 6a

Flexpack panels, extra equipped

[illegible]

PACK	Ctrl. No.	Cat. 6a patch panels equipped with 24 RJ-45 connectors
		19" plinal - 1U Equipped with 4 Elevation of 6 pre-fitted Ctrl. 6a LCS3 RJ-45 Connectors Automatic Elevation removed by simple pressure EIC's Connector Clinks removed individually TRIAL Ind Breakfast with Colour Codes Equipped with rail+ Clinks guide to hold Clinks during pre-fitted EIC's Supplied with Coloured Blinds Compliant with ISO/IEC 11 801, EN 50173 and ANSI/TIA 568 addendum **Flat panels** 24 RJ-45 Connectors - 1U - Pitch +
1	[illegible]	UTP
1	[illegible]	STP

[illegible]

PACK	Ctrl. No.	19" flat patch panels - to be equipped
		19" plinal - 1U Equipped with rail+ Clinks guide to hold Clinks during pre-fitted EIC's Automatic Elevation removed by simple pressure EIC's Connector Clinks removed individually **Flat panel with empty connectors to be equipped with connectors**
1	[illegible]	Equipped with 4 Automatic Elevation removable Elevation, 48 Ksc up to 24 Ctrl. 6a to Ctrl. 6 RJ-45 Connectors **Empty flat panel to be equipped with connectors**
1	[illegible]	Tilted Embrasure of 4 Automatic Elevation removable Elevation: - Copper to be equipped with Ctrl. 6a to Ctrl. 6 RJ-45 Connectors - Fibre optic **High Density flat panel with empty connectors to be equipped with connectors**
1	[illegible]	Equipped with 4 High Density Elevation, 48 Ksc up to 48 Ctrl. 6a to Ctrl. 6a RJ-45 Connectors

Legrand cabling system, LCS² cat. 6a

[illegible]

[illegible]

PACK	Ctr. No.	Angled patch panels - to be equipped
		48" pitch - FU
4	[illegible]	Angled patch panel to be equipped with connections [illegible]
4	[illegible]	High Density angled panel to be equipped with connections [illegible]
		Cat. 6a High Density RJ 45 connectors [illegible]
4	[illegible]	UTP
4	[illegible]	STP

Legrand cabling system, LCS² cat. 6a

[illegible]

PACK	Ctr. No.	[illegible]
48	[illegible]	[illegible]
4	[illegible]	[illegible]
		Specific accessories for flat panels
4	[illegible]	[illegible]
4	[illegible]	[illegible]
4	[illegible]	[illegible]
		Specific accessory for angled panels
4	[illegible]	[illegible]

Longmend cabling systems, LCS²-cat. 6a, cat. 7

Patch cord cat. 6





PACK	Ord. No.	Cat. 6a cables for local networks
	LSOH	PatchMaster Cat 6 (250 MHz) 4 pairs in AWG 26/7 stranded copper, 100 Ω Yellow RAL 1004 LSOH halogen free, AWG 26/7 Colour Code Complies with ISO/IEC 11801, EN 50173 and ANSI/TIA-568 specifications Products conforming to Harmonised CPR regulations (Eurofins CPR Ref. 0 0287 007) U/UTP - 4 pairs
500P	0 0287 07	Length 0.50 m, Type/Jacket/Wire, Weight 15 Kg
		F/UTP - 4 pairs
500P	0 0287 08	Length 0.50 m, Type/Jacket/Wire, Weight 20.5 Kg EuroClass D/D
500P	0 0287 09	Length 0.50 m, Type/Jacket/Wire, Weight 18 Kg EuroClass D/D - Grey
		F/UTP - 2 x 2 pairs
500P	0 0287 10	Length 0.50 m, Type/Jacket/Wire, Weight 18 Kg EuroClass D/D
		F/FTP - 4 pairs
500P	0 0287 11	Length 0.50 m, Type/Jacket/Wire, Weight 21 Kg EuroClass D/D
		F/FTP - 2 x 2 pairs
500P	0 0287 12	Length 0.50 m, Type/Jacket/Wire, Weight 19 Kg EuroClass D/D
		U/FTP - 4 pairs
500P	0 0287 13	Length 0.50 m, Type/Jacket/Wire, Weight 16 Kg EuroClass D/D
		U/FTP - 2 x 2 pairs
500P	0 0287 14	Length 0.50 m, Type/Jacket/Wire, Weight 14 Kg EuroClass D/D

PACK	Ord. No.	Cat. 7 cables for local networks
	LSOH	PatchMaster Cat 7 (600 MHz) 4 pairs in AWG 23/1 stranded copper, 100 Ω LSOH halogen free, AWG 23/1 Colour Code Complies with ISO/IEC 11801, EN 50173 and ANSI/TIA specifications Products conforming to Harmonised CPR regulations [redacted]
500P	0 0287 15	Length 0.50 m, Type/Jacket/Wire, Weight 21 Kg EuroClass B1/C1
500P	0 0287 17	Length 0.50 m, Type/Jacket/Wire, Weight 18 Kg EuroClass D/D
		[redacted]
500P	0 0287 18	Length 0.50 m, Type/Jacket/Wire, Weight 18 Kg EuroClass D/D

PACK	Ord. No.	Cat. 7 Indoor/outdoor cables for local networks
	LSOH	PatchMaster Cat 7 (600 MHz) 4 pairs in AWG 23/1 stranded copper, 100 Ω LSOH halogen free, AWG 23/1 Colour Code Complies with ISO/IEC 11801, EN 50173 and ANSI/TIA specifications Products conforming to Harmonised CPR regulations S/FTP - 4 pairs - Indoor/outdoor
500P	0 0287 19	Length 0.50 m, Type/Jacket/Wire, Weight 21 Kg EuroClass B2/B2

*Length [redacted]

PACK	Ord. No.	Cat. 6a RJ-45 patch cords and user cords
	PVC	RJ (8P8C) - 8P8C With gold (Au) alloy gold plug Complies with ISO/IEC 11801, EN 50173 and ANSI/TIA-568 specifications Unshielded U/UTP, Impedance 100 Ω
5	0 0287 20	Length 1 m
5	0 0287 21	Length 2 m
5	0 0287 22	Length 3 m
5	0 0287 23	Length 5 m
	LSOH	
5	0 0287 24	Length 1 m
5	0 0287 25	Length 2 m
5	0 0287 26	Length 3 m
5	0 0287 27	Length 5 m
5	0 0287 28	Length 1 m
5	0 0287 29	Length 2 m
5	0 0287 30	Length 3 m
5	0 0287 31	Length 5 m
	PVC	Shielded S/FTP, Impedance 100 Ω
5	0 0287 32	Length 1 m
5	0 0287 33	Length 2 m
5	0 0287 34	Length 3 m
5	0 0287 35	Length 5 m
5	0 0287 36	Length 0.5 m
	LSOH	
5	0 0287 37	Length 1 m
5	0 0287 38	Length 2 m
5	0 0287 39	Length 3 m
5	0 0287 40	Length 5 m
5	0 0287 41	Length 1 m
5	0 0287 42	Length 2 m
5	0 0287 43	Length 3 m
5	0 0287 44	Length 5 m

PACK	Ord. No.	Cat. 6a RJ-45 patch cords and user cords - High Density
	LSOH	RJ (8P8C) - 8P8C With gold (Au) alloy gold plug Complies with ISO/IEC 11801, EN 50173 and ANSI/TIA-568 specifications Shielded S/FTP, Impedance 100 Ω
5	0 0287 45	Length 0.5 m
5	0 0287 46	Length 1 m
5	0 0287 47	Length 2 m
5	0 0287 48	Length 3 m
5	0 0287 49	Length 5 m

Legrand cabling systems, LCS² cat. 6a

[illegible] - Keystone, Panel Mounted and other connectors

PACK	Cat. No.	
		Cat. 6a Keystone RJ45 connectors
10	[illegible]	UTP Connector, [illegible] cabling with [illegible] insulation displacement connection
10	[illegible]	UTP Connector, with [illegible] insulation displacement connection
		Surface mounting box - 1 or 2 ports
1	[illegible]	For Keystone Connectors Pre-cut [illegible] mounting holes [illegible] [illegible] with cable management [illegible]
		STP Cat. 6a cable extender
1	[illegible]	To be used in [illegible] cabling [illegible]
		STP Cat. 6a field plug
1	[illegible]	To be used in [illegible] Connectors [illegible] equipment [illegible] PoE LED [illegible] Ethernet, [illegible] [illegible] pairs, [illegible] [illegible] required
		Cat. 6a Panel Fix keystone connectors
1	[illegible]	White
1	[illegible]	[illegible]
		Cat. 6a Panel Fix keystone adapters
		Type L - Suits Legrand LCS² keystone jacks
1	[illegible]	White
1	[illegible]	[illegible]
1	[illegible]	[illegible] Grey

PACK	Cat. No.	
		Cat. 6a RJ45 module - Actual
		Can be integrated in any Keystone equipment Mechanism to be equipped with snapping lugs and plates Equipped with connection with quick locking connection Take single-core cables from AWG 22 up to AWG 26, and AWG 26 multicore cables TIA568 and B marking with colour codes Compliant with ISO/IEC 11801, EN 50173 and ANSI/TIA/EIA standards UTP - 1 m cable
10	[illegible]	White
10	[illegible]	[illegible]
10	[illegible]	White - with safety shutter
10	[illegible]	[illegible]
10	[illegible]	[illegible]
10	[illegible]	[illegible]
		STP with metallized screens - 0 m cable Supplied with 2 Keys Cat 6 cables
5	[illegible]	[illegible]
5	[illegible]	[illegible]

PACK	Cat. No.	
		UTP - 0 m cable
10	[illegible]	White
10	[illegible]	[illegible]
10	[illegible]	[illegible]
10	[illegible]	[illegible]
10	[illegible]	White - with safety shutter
10	[illegible]	[illegible]
		STP with metallized screens - 0 m cable Supplied with 2 Keys Cat 6 cables
5	[illegible]	[illegible]
5	[illegible]	[illegible]
		Zone distribution boxes to be equipped
		For distributing data to PoE equipment with 1 to 24 RJ45 cables Cassettes Connectors increase flexibility and reliability of the installation For installation in office ceilings and false floors The boxes Connectors integrating or Channel Base Cabinet Connectors Cat RJ45 cables RJ45 equipped Cat 6a cables RJ45 with Copper feedthrough with Cat RJ45 RJ45 Cat UTP, [illegible] Compliant with ISO/IEC 11801, EN 50173 and ANSI/TIA/EIA standards TIA568 and B marking with colour codes To Cat 6 Cable Connectors and Channel Base (PC), polycarbonate blue (PP), [illegible] To be equipped with Up with High Density RJ45 Connectors
1	[illegible]	48 ports to be equipped
1	[illegible]	24 ports to be equipped
		Cat. 6a High Density RJ45 connectors
		Set of RJ45 Connectors
1	[illegible]	UTP
1	[illegible]	STP
		Cat. 6a cords - RJ45/RJ45
		For shelf Connection of RJ45 with plugs in the zone distribution box. Suits the RJ45 cables with Copper feedthroughs ensure the Connection, plus speed Stability of Connection Compliant with ISO/IEC 11801, EN 50173 and ANSI/TIA/EIA standards [illegible] Shielded SFTP, impedance 100 Ω
1	[illegible]	Length 5 m
1	[illegible]	Length 10 m
1	[illegible]	Length 20 m

Legrand cabling systems, LCS² cat. 6

Patch panels - equipped

Legrand cabling systems, LCS² cat. 6

Patch panels, not equipped



[illegible]

PACK	Cat. No.	Cat. 6 patch panels equipped with 24 RJ 45 connectors
		19" plinth - 1U Equipped with 24 Connectors of type shielded Cat. 6 LCS² RJ 45 Cross Over Screen RJ 45 Connectors cover fit by simple pressure RJ 45 Cross Over Sockets are removable individually TIA/EIA 568 B wiring with Colour Codes Equipped with self-Clip points to hold Cables during installation Supplied with number of Colour Blocks Complies with ISO/IEC 11 801, EN 50173 and ANSI/TIA/EIA 568 A standards Fully plinth 24 RJ 45 Cross Over, 1U, Patch +
1	0 307 61	UTP
1	0 307 61	FTP
1	0 307 61	STP

[illegible]

PACK	Cat. No.	19" flat patch panels - to be equipped
		19" plinth - 1U Equipped with self-Clip points to hold Cables during installation Screen RJ 45 Connectors cover fit by simple pressure RJ 45 Cross Over Sockets are removable individually Flat panel with empty connectors to be equipped with connectors
1	0 307 61	Equipped with 2 Screened RJ 45 Cross Over Connectors, Offers up to 10 Cat. 6 or Cat. 5 RJ 45 Cross Over
1	0 307 61	Empty flat panel to be equipped with connectors TIA/EIA 568 B wiring with Colour Codes Connectors: - Copper to be equipped with Cat. 6 or Cat. 5 RJ 45 Cross Over - Fiber optic
1	0 307 61	High Density flat panel with empty connectors to be equipped with connectors Equipped with 2 High Density Connectors, Offers up to 48 Cat. 6 or Cat. 5 RJ 45 Connectors

Legrand cabling systems, LCS² cat. 5

Angled patch panels with angled, cable ends

Legrand cabling systems, LCS² cat. 5

Accessories

[redacted]

PEUC	Cat. No.	Angled patch panels - to be equipped
		19" plinth - 1U
		Angled patch panel to be equipped with connections
1	[redacted]	110 for up to 24 Cat. 5 e/Cat. 6 RJ 45 Connectors
		High Density angled panel to be equipped with connections
1	[redacted]	110 for up to 48 Cat. 5 e/Cat. 6e RJ 45 Connectors
		Cat. 6 High Density RJ 45 connectors
		Quick Connect Connectors (no tools required)
		110 IDC Insulation Displacement Colour Coded
		Compliant with TIA/EIA-568-B.2-1 (Cat. 6), ISO/IEC 11801 Ed. 2.0 (Class E)
		110 IDC called Tools
		Tools are not needed to fit plugs in the jack
		Jacks can be installed in the field or in the factory
		Pack of 1 RJ 45 Connectors
1	[redacted]	UTP
1	[redacted]	FTP
1	[redacted]	STP

PEUC	Cat. No.	Common connectors for flat and angled panels
		Port blanking modules
10	[redacted]	Top of Rack (ToR) Cabling offer
		For Creating the 6 ports or the 12 ports individually (High Density solutions)
		Cord management
1	[redacted]	1 U Cable guides in the 19 panel rack management offer
		Quick fix
		Provides with Control Alignment
		Lifted shelter for identification
		Specific connectors for flat panels
		Panels for Network Interconnect
1	[redacted]	Connectors empty Chassis to be equipped with Connectors, offers 6 Cat. 5 e/Cat. 6 Connectors
		Offers connect by simple pressing on the Chassis, for offers of Cat. 6 Cat. 6 Connectors
		For equipping 6 ports jack
		Patch panels for Network Interconnect
1	[redacted]	Connectors empty Chassis to be equipped with Connectors, offers 12 Cat. 5 e/Cat. 6 Connectors
		Offers connect by simple pressing on the Chassis, for offers of Cat. 6 Cat. 6 Connectors
		For equipping 6 ports jack
		Accessories
1	[redacted]	Tools need to fit plugs in the panel
		Specific accessory for angled panels
		Comar
1	[redacted]	Optimises Surface mounting in the rack Comars

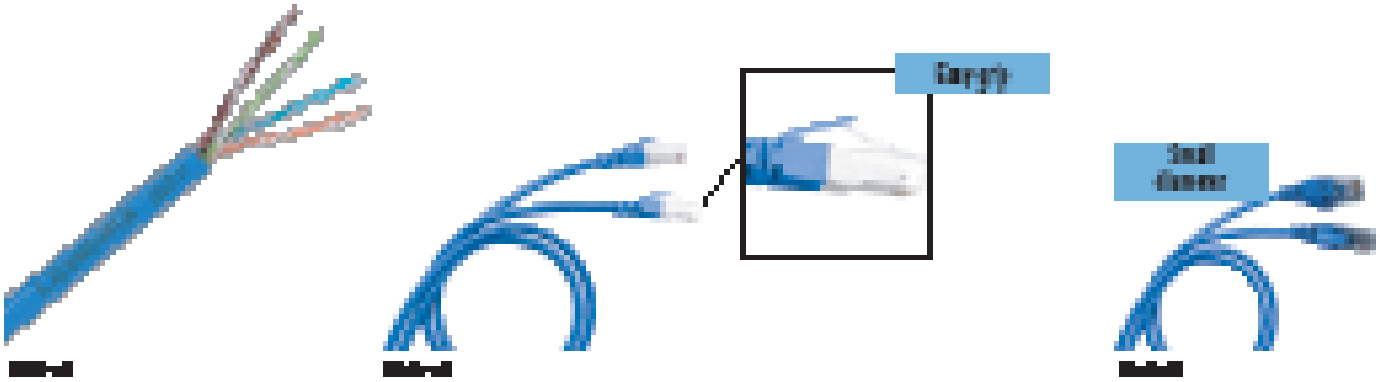

PACK	Ch. No.	Cat. 6 patches for local networks
		Performance Class E
		Applicable for Gigabit Ethernet, 100 Ω
		Blue RAL 5015
		IBM/TIA Colour Code
		Compliant with ISO/IEC 11801, EN 50173 final
		IBM/TIA 568 A/B wiring
		Product is conforming to the new CE regulations
		Sure Flex CSR for LCS² CSR patch cords: Ch. No.
		0 100 00 Sure Flex CSR; Sure Flex CSR for PVC
		CSR flex
	LCS² / PVC	IAWTP = A grade
50 P	0 027 50	Length 0.5 m
		Topflex/Shielded box. Weight 0.10 kg
50 P	0 028 00	Length 0.5 m
		Topflex/Shielded box. Weight 0.7 kg
50 P*	0 028 01	Length 0.5 m
		Topflex/Shielded box. Weight 0.10 kg
50 P*	0 027 00	Length 0.5 m
		Topflex/Shielded box. Weight 0.10 kg
		[redacted]
50 P	0 028 10	Length 0.5 m
		Topflex/Shielded box. Weight 0.10 kg
50 P	0 027 10	Length 0.5 m
		Topflex/Shielded box. Weight 27 kg
		[redacted]
50 P	0 028 07	Length 0.5 m
		Topflex/Shielded box. Weight 0.7 kg
50 P	0 027 00	Length 0.5 m
		Topflex/Shielded box. Weight 20 kg
		[redacted]
50 P	0 027 70	Length 0.5 m
		Topflex/Shielded box. Weight 0.10 kg
		[redacted]
50 P	0 027 07	Length 0.5 m
		Topflex/Shielded box. Weight 0.10 kg
		1 1 (Pairs)
50 P	0 027 00	Length 0.5 m
		Topflex/Shielded box. Weight 20 kg
		IBM/TIA = A grade
10	0 028 20	**Cat. 6 External cable**
		IAWTP = A grade
		Length 0.5 m
		Topflex/Shielded box.
		Cat. 6 Sure Flex PE (PE) Ø 6

PACK	Ch. No.	Cat. 6 patches for local networks
		RJ 45 RJ 45 , straight
		Compliant with ISO/IEC 11801, EN 50173 final
		ANSI/TIA 568 allowed
	RAL 5015	Shielded SUTP, Impedance 100 Ω
4	0 027 02	Length 1 m
4	0 027 03	Length 2 m
4	0 027 04	Length 3 m
4	0 027 05	Length 5 m
		Screened FUTP, Impedance 100 Ω
4	0 028 00	Length 0.5 m
4	0 027 02	Length 1 m
4	0 027 03	Length 2 m
4	0 027 04	Length 3 m
4	0 027 05	Length 5 m
	LCS²	
	RAL 5015 / RAL 5020	
4	0 028 01 / 0 028 01	Length 1 m
4	0 028 02 / 0 028 02	Length 2 m
4	0 028 04 / 0 028 04	Length 3 m
4	0 028 07 / 0 028 07	Length 5 m
	RAL 5015	Unscreened UTUTP, Impedance 100 Ω
4	0 028 10	Length 0.5 m
4	0 027 72	Length 1 m
4	0 027 73	Length 2 m
4	0 027 74	Length 3 m
4	0 028 11	Length 5 m
4	0 028 12	Length 10 m
	LCS²	
	RAL 5015 / RAL 5020	
4	0 028 02 / 0 028 02	Length 1 m
4	0 028 03 / 0 028 03	Length 2 m
4	0 028 05 / 0 028 05	Length 3 m
4	0 028 08 / 0 028 08	Length 5 m
		Cat. 6 RJ 45 patch cords and user cords - High Density
	LCS²	RJ 45 RJ 45 , straight
		Compliant with ISO/IEC 11801, EN 50173 final
		ANSI/TIA 568 allowed
	RAL 5015	Screened FUTP, Impedance 100 Ω
4	0 028 40	Length 0.5 m
4	0 028 41	Length 1 m
4	0 028 42	Length 2 m
4	0 028 43	Length 3 m
4	0 028 44	Length 5 m
		Unscreened UTUTP, Impedance 100 Ω
4	0 028 45	Length 0.5 m
4	0 028 46	Length 1 m
4	0 028 47	Length 2 m
4	0 028 48	Length 3 m
4	0 028 49	Length 5 m

[illegible]

[illegible]

[illegible]

[illegible]

[illegible]


[illegible]

[illegible]

PACK	Cat. No.	Keystone RJ 45 socket cat. 5
[illegible]	[illegible]	UTP socket with flat connection, white
[illegible]	[illegible]	UTP socket with flat connection, white
[illegible]	[illegible]	UTP socket type 110, white
1	[illegible]	**Cat. 6 Radiance RJ 45 socket - IK 10** FTP - 2 modules IP 20, IK 10 For Rack/Cable outlets without connection
1 1	[illegible] [illegible]	**Cat. 6 Flexo RJ 45 socket - IP 55 closed flap IK 07** RJ 45 socket Protection: Splash-proof, dust For industrial use Snap FTP socket UTP socket
1	[illegible]	**Adapter for RJ 45 socket** RJ 45 to screw and cap fitting Outlet box and multi-purpose wall (IP 44) with the plug inserted Snap
1	[illegible]	**Cat. 6 Flexo 55 RJ 45 socket - IP 55 - IK 08** FTP socket 6 Cat. 6 Cu Outlet box and multi-purpose wall (IP 44) with the plug inserted In Closed IP Snap RJ45 [illegible]
1	[illegible]	**Surface mounting box - 1 or 2 parts** For Keystone/Connect Cat. 6 Permit flush mounting installation Offers flexible installation and/or Cat. 6 with wire routing
1 1	[illegible] [illegible]	**Cable extender** To be used in extend 8 Cable up 100 m/Safety 5 safety For FTP Cat. 6 Cables For UTP Cat. 6 Cables
1 1 1	[illegible] [illegible] [illegible]	**Cat. 6 Good Life keystone adaptors** Type L, Rule/Clip fit, Lexium/Hubbell, Cross, Bull/USB Keystone (FCI) Clip fit Snap

PACK	Cat. No.	Cat. 6 Good Life keystone adaptors
1 1 1	[illegible] [illegible] [illegible]	Type L, Rule/Legrand/Cross/Keystone (FCI). Clip fit Snap
1 1	[illegible] [illegible]	**Cat. 6 Good Life keystone connectors** Clip fit Snap
10 10 10 10 10 10	[illegible] [illegible] [illegible] [illegible] [illegible] [illegible]	**Cat. 6 RJ 45 sockets - Arteor** Mechanical support with screws or Clip pillar, which equipped with support blind. Sold pillar. UTP - 1 module Clip fit Integration White, with white flap shutter Integration, white green shutter White, with red flap shutter Integration, white green shutter
10 10	[illegible] [illegible]	UTP - 2 modules Clip fit Integration
10 10	[illegible] [illegible]	UTP with controlled access - 2 modules White, with red shutter Integration
10 10	[illegible] [illegible]	UTP with retractable cord - 4 modules With integrated RJ45 Cat. 6 (FCI Cat. 6 Cu) Extend RJ45 cord 1.5 m. Brake power: 4.5 Newton Clip fit Integration
	[illegible] [illegible]	FTP - 1 module Clip fit Integration
	[illegible] [illegible]	FTP - 2 modules Clip fit Integration
	[illegible] [illegible]	Shielded STP - 1 module Clip fit Integration
	[illegible]	Shielded STP - 2 modules Clip fit Integration



PACK	Cat. No.	Zone distribution boxes to be equipped
		For distributing cables to be installed equipped with 6 to 24 RJ45 sockets Cable Box Connections to ensure flexibility and adaptability of the installation Partial Blanks (Blank Cables or Blank Connections) The lower Connection is adaptable on Connection Cables Connection is RJ45 sockets/RJ45 equipped Cost series Blank RJ45 sockets with Copper Feedthrough with 6 RJ45 RJ45 Cost IP20 , IK07 Compatible with ISO/IEC 11801, EN 50173 and ANSI/TIA/EIA-568 Blank Cable Blank Cable with Ring with Colour Code Tel Cable Connection Cable polycarbonate (PC) polypropylene (PP), B.E. PVC Surface equipped distribution RJ45 High Density Connection Equipped with 24 RJ45
1	0 587 01	Equipped with 24
	0 587 07	Equipped with 24

PACK	Cat. No.	Cat. 6 High Density RJ 45 connectors
		Cat. 6 RJ45 Connectors
1	0 587 03	UTP
1	0 587 04	FTP
1	0 587 05	SFTP

PACK	Cat. No.	Cat. 6 cords : RJ45/RJ45 equipped
		RJ45 equipped, straight Plug-in Blank cable Connection distribution boxes Cost Connection RJ45 sockets/RJ45 equipped cable Cable prepared with Cary "cable by cable wiring" Compatible with ISO/IEC 11801 Ed. 2.0 (2002-09), EN 50173-1 Ed. 2 and TIA/EIA-568-C.2 standards
	RJ45/RJ45	Screened FTP/STP, Impedance 100 Ω
1	0 587 06	Length 5 m
1	0 587 07	Length 10 m
1	0 587 08	Length 20 m

PACK	Cat. No.	Zone distribution boxes to be equipped
		For direct connection of RJ45 cable plugs in the zone distribution boxes Cost series RJ45 sockets with Copper feedthrough to ensure a stable connection, plus speed and reliability of connection
	RJ45/RJ45	Screened FTP/STP, Impedance 100 Ω
1	0 587 10	Length 5 m
1	0 587 11	Length 10 m
1	0 587 12	Length 20 m
		Unscreened UTP/FTP, Impedance 100 Ω
1	0 587 13	Length 5 m
1	0 587 14	Length 10 m
1	0 587 15	Length 20 m

		Cat. 6 sockets with copper feedthrough
		Cat. 6 UTP - Arteor
10	0 721 39	
10	0 721 39	
		Cat. 6 FTP - Arteor
10	0 721 53	
10	0 721 53	

Legrand cabling system, LCP fibre optic

[illegible]





[illegible]

[illegible]

[illegible]

Roll	OR. No.	OR-1 single-mode fibre optic cables (8/125 µm)	
		Fibres	Colour
[illegible]	[illegible]	12F	LIGHT
		OR-2 single-mode fibre optic cables (8/125 µm)	
		Fibres	Colour
[illegible]	[illegible]	6F	LIGHT
[illegible]	[illegible]	12F	LIGHT
[illegible]	[illegible]	24F	LIGHT
		OM3 multi-mode fibre optic cables (50/125 µm)	
		Fibres	Colour
[illegible]	[illegible]	6F	LIGHT
[illegible]	[illegible]	12F	LIGHT
[illegible]	[illegible]	24F	LIGHT
[illegible]	[illegible]	24F	LIGHT
		OM4 multi-mode fibre optic cables (50/125 µm)	
		Fibres	Colour
[illegible]	[illegible]	6F	[illegible]
[illegible]	[illegible]	12F	[illegible]
[illegible]	[illegible]	24F	[illegible]

[illegible]

Roll	OR. No.	OR-2 single-mode fibre optic cables (8/125 µm)	
		Fibres	Colour
[illegible]	[illegible]	6F	
[illegible]	[illegible]	12F	
[illegible]	[illegible]	24F	
[illegible]	[illegible]	48F	
		OM3 multi-mode fibre optic cables (50/125 µm)	
		Fibres	Colour
[illegible]	[illegible]	6F	
[illegible]	[illegible]	12F	
[illegible]	[illegible]	24F	
[illegible]	[illegible]	48F	
		OM4 multi-mode fibre optic cables (50/125 µm)	
		Fibres	Colour
[illegible]	[illegible]	6F	
[illegible]	[illegible]	12F	
[illegible]	[illegible]	24F	
[illegible]	[illegible]	48F	

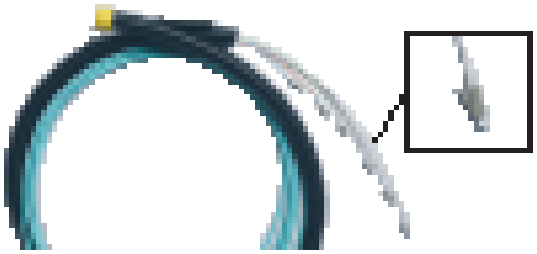

[redacted]

[redacted]

PACK	Cde No.	LC/SC Light Buffer OM3 Links
		[redacted]
[redacted]	[redacted]	Length 0.5 m
[redacted]	[redacted]	Length 1.0 m
[redacted]	[redacted]	Length 2.0 m
[redacted]	[redacted]	Length 3.0 m
[redacted]	[redacted]	Length 5.0 m
[redacted]	[redacted]	Length 7.5 m
[redacted]	[redacted]	Length 10.0 m
[redacted]	[redacted]	Length 15.0 m
[redacted]	[redacted]	Length 20.0 m
[redacted]	[redacted]	Length 30.0 m
[redacted]	[redacted]	Length 40.0 m
[redacted]	[redacted]	Length 50.0 m
[redacted]	[redacted]	Length 75.0 m
[redacted]	[redacted]	Length 100.0 m
[redacted]	[redacted]	Length 125.0 m
[redacted]	[redacted]	Length 150.0 m
[redacted]	[redacted]	Length 200.0 m
		[redacted]
[redacted]	[redacted]	Length 0.5 m
[redacted]	[redacted]	Length 1.0 m
[redacted]	[redacted]	Length 2.0 m
[redacted]	[redacted]	Length 3.0 m
[redacted]	[redacted]	Length 5.0 m
[redacted]	[redacted]	Length 7.5 m
[redacted]	[redacted]	Length 10.0 m
[redacted]	[redacted]	Length 15.0 m
[redacted]	[redacted]	Length 20.0 m
[redacted]	[redacted]	Length 30.0 m
[redacted]	[redacted]	Length 40.0 m
[redacted]	[redacted]	Length 50.0 m
[redacted]	[redacted]	Length 75.0 m
[redacted]	[redacted]	Length 100.0 m
[redacted]	[redacted]	Length 125.0 m
[redacted]	[redacted]	Length 150.0 m
[redacted]	[redacted]	Length 200.0 m

PACK	Cde No.	LC/LC Light Buffer OM3 Links
		[redacted]
[redacted]	[redacted]	Length 0.5 m
[redacted]	[redacted]	Length 1.0 m
[redacted]	[redacted]	Length 2.0 m
[redacted]	[redacted]	Length 3.0 m
[redacted]	[redacted]	Length 5.0 m
[redacted]	[redacted]	Length 7.5 m
[redacted]	[redacted]	Length 10.0 m
[redacted]	[redacted]	Length 15.0 m
[redacted]	[redacted]	Length 20.0 m
[redacted]	[redacted]	Length 30.0 m
[redacted]	[redacted]	Length 40.0 m
[redacted]	[redacted]	Length 50.0 m
[redacted]	[redacted]	Length 75.0 m
[redacted]	[redacted]	Length 100.0 m
[redacted]	[redacted]	Length 125.0 m
[redacted]	[redacted]	Length 150.0 m
[redacted]	[redacted]	Length 200.0 m
		[redacted]
[redacted]	[redacted]	Length 0.5 m
[redacted]	[redacted]	Length 1.0 m
[redacted]	[redacted]	Length 2.0 m
[redacted]	[redacted]	Length 3.0 m
[redacted]	[redacted]	Length 5.0 m
[redacted]	[redacted]	Length 7.5 m
[redacted]	[redacted]	Length 10.0 m
[redacted]	[redacted]	Length 15.0 m
[redacted]	[redacted]	Length 20.0 m
[redacted]	[redacted]	Length 30.0 m
[redacted]	[redacted]	Length 40.0 m
[redacted]	[redacted]	Length 50.0 m
[redacted]	[redacted]	Length 75.0 m
[redacted]	[redacted]	Length 100.0 m
[redacted]	[redacted]	Length 125.0 m
[redacted]	[redacted]	Length 150.0 m
[redacted]	[redacted]	Length 200.0 m

[redacted]

[redacted]

PACK	Cde No.	Fan-out/Fan-out pre-terminated High Density fibre optic links
		[redacted]
		[redacted]
		[redacted]

Legrand cabling systems, fibre optic LCS²

19" fibre optic boxes

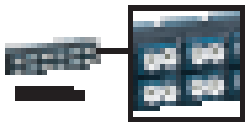





PEUC	Cat. No.	Equipped 19" fibre optic drawers
		Wall 19" pre-equipped fibre optic drawers, 4 SC/APC adaptors, supplied with 4 short pigtails, 1 SC/APC pigtail (IP 65 Euro 951 mm), Cabling system End of Life Classic
		Fitted End of Life parts with Nature and Cloud cabling hall
		Sliding
		End stop fit 110° Angle
		Minimum Qty/Qty: 24 fibres in LC Duplex version, 48 in SC version
		Depth 250 mm, height 1U
1	0 020 09	SC duplex for 24 multimode fibres
1	0 020 10	LC duplex for 48 multimode fibres
1	0 020 11	ST duplex for 48 multimode fibres
1	0 020 12	SC duplex for 24 singlemode fibres
1	0 020 13	LC duplex for 48 singlemode fibres
1	0 020 14	SC APC duplex for 24 singlemode fibres
1	0 020 17	LC APC duplex for 48 singlemode fibres
		Rotating
		Supplied with cover with left or right opening
		Minimum Qty/Qty: 24 fibres in LC version or 48 in SC version
		Depth 250 mm, height 1U
1	0 020 71	LC duplex for 24 multimode fibres
1	0 020 72	SC duplex for 24 multimode fibres
1	0 020 73	LC duplex for 24 singlemode fibres
1	0 020 74	SC duplex for 24 singlemode fibres

PEUC	Cat. No.	Fixed and angled 19" modular fibre optic drawers
		Wall 19" modular fibre optic drawers, 8 SC/APC adaptors, supplied with 8 short pigtails (IP 65 Euro 951 mm), Cabling system
		Equipped with the new generation Cat 5E Fix system for Extra 6E (Cleverfix) mounting on adaptors or SC/APC pigtails
		Supplied with cover and flaps
		Minimum Qty/Qty: 48 fibres in LC version, 48 in SC version or 24 in ST version
		Depth 250 mm, height 1U
		Sliding, equipped
		End stop fit 110° Angle
1	0 020 10	SC duplex for 24 multimode fibres
1	0 020 11	LC duplex for 48 multimode fibres
1	0 020 15	SC duplex for 24 singlemode fibres
		Sliding, to be equipped with fibre optic blades
		72 x 2 mm fibre optic blade, up to 48 fibres minimum
		End stop fit 110° Angle
1	0 020 10	Empty 48 fibre
		Sliding, to be equipped with fibre optic blades - angled
		72 x 2 mm fibre optic blade, up to 48 fibres minimum
		End stop fit 110° Angle
1	0 020 20	Empty

PEUC	Cat. No.	Fibre optic blades
		To be Clipped in a Qty semi-modulo fibre optic drawer to be equipped Cat. No. 0 020 0 0 or semi fibre optic drawer Cat. No. 0 020 10
		Simplex mode fibre blades (IP 65 Euro 951 mm) - blue
1	0 020 07	ST blade for 1 singlemode fibre
1	0 020 08	SC duplex blade for 1 singlemode fibre
1	0 020 09	High Density SC duplex blade for 12 singlemode fibres
1	0 020 12	SC APC duplex blade for 1 singlemode fibre
1	0 020 13	LC duplex blade for 1 singlemode fibre
1	0 020 14	LC duplex blade for 12 singlemode fibres
1	0 020 15	High Density LC duplex blade for 24 singlemode fibres
1	0 020 16	LC APC duplex blade for 12 singlemode fibres
1	0 020 33	Singlemode MTP feedthrough bulkhead, Keyup/Keydown
		Multimode fibre blades (62.5 and 50/125 µm) - beige
1	0 020 27	ST blade for 1 multimode fibre
1	0 020 28	SC duplex blade for 1 multimode fibre
1	0 020 29	High Density SC duplex blade for 12 multimode fibres
1	0 020 30	LC duplex blade for 1 multimode fibre
1	0 020 31	LC duplex blade for 12 multimode fibres
1	0 020 32	High Density LC duplex blade for 24 multimode fibres
1	0 020 34	Multimode MTP feedthrough bulkhead, Keyup/Keydown
		Multimode fibre blades (62.5 and 50/125 µm) - aqua
1	0 020 35	LC duplex blade for 1 multimode fibre
1	0 020 37	LC duplex blade for 12 multimode fibres

PEUC	Cat. No.	Copper blank for fibre optic drawer
1	0 020 50	To be Clipped in a Qty semi-modulo fibre optic drawer to be equipped Cat. No. 0 020 0 0 or semi fibre optic drawer Cat. No. 0 020 10 Allows the mixing of fibre optic and copper TDR or optical 62.5/125 Connections

PEUC	Cat. No.	Accessories for fibre optic drawer to be equipped
		Accessory for reading of a fibre end
1	0 020 20	To be Clipped on a Qty 8 SC of the drawer Indicates the using of pre-connectorized links
		[illegible]
1	0 020 30	110 Ring/Clip
		[illegible]
1	0 020 40	Clip Qty: 10 fibres
		[illegible]
1	0 020 50	1 100 Screw

Legrand cabling system, fibre optic LCP

19" High-density fibre optic panel

[redacted]



[redacted]

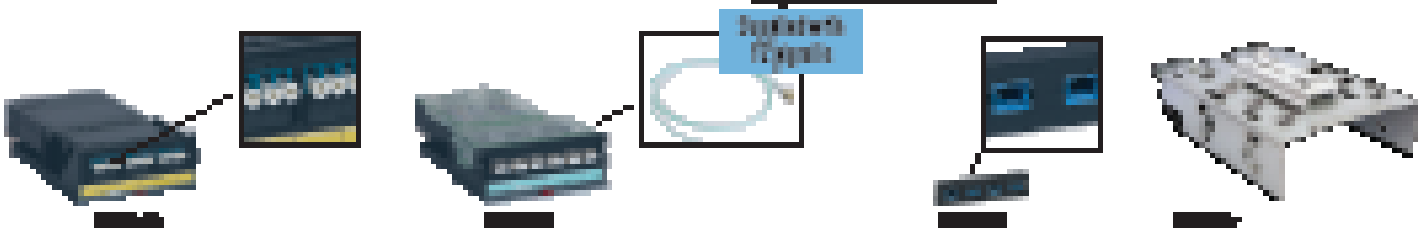

[redacted]

PACK	Cat. No.	19" modular panel to be equipped with connectors
1	0 [illegible] 75	To be equipped with Brad Harrison and Siemon MDVo connectors. Equipped with the same connectors as Cat.5E. Fits optional Siemon MDVo Cassettes (mounting on cassettes or fibres optics). Siemon: Gig/10Gig, 48 fibres in 12 connectors, 24 in 19" version or 36 in 12 connectors. Depth 110 mm, height 1U
		MTP High Density connection (compatible with MPO)
		For installation in modular panel Cat. No 0 [illegible] 75. Sliding Cassettes with Cat. fibre removed. Assembly by simply pressing them, simplifying installation. Easier installation. Removable from the front and left. High performance MTP Connection, low insertion loss < 0.35 dB. Provided equipped for multi-mode or single mode MTP Cassettes with 12 fibres. LC or SC Cassettes Bifibre Duplex.
		Multi-mode OM4 connection (24/128 port), APC polishing
1	0 [illegible] 43	24 LC fibres
1	0 [illegible] 45	12 LC fibres
1	0 [illegible] 47	12 SC fibres
		Single mode OS2 connection (24/128 port), APC polishing
1	0 [illegible] 44	24 LC fibres
1	0 [illegible] 46	12 LC fibres
1	0 [illegible] 48	12 SC fibres
1	0 [illegible] 74	100 SC, H 37 or 24 LC Cassettes
1	0 [illegible] 77	100 SC, H 37 or 24 LC Cassettes
		Cassettes to be equipped and blanking plate
		For installation in modular panel Cat. No 0 [illegible] 75. Sliding Cassettes with Cat. fibre removed. Assembly by simply pressing them, simplifying installation. Easier installation. Removable from the front.
		Fibre optic splice cassette
1	0 [illegible] 20	12 fibre by modular fibre optic Cat. No 20
		[redacted]
1	0 [illegible] 55	12 fibre 6 Cat. 5 e, 6 Cat. 6 Copper Connectors
		[redacted]
1	0 [illegible] 57	To be used in 10 Gig Ex (without fibre)
		Zero U Kit for universal fixing
1	0 [illegible] 97	Zero U mounting fixing solution. For universal fixing 19" racks, about 100 cm. Easy, simple and economical. Universal, suitable racks of the cabinets, etc. 12 fibre by modular fibre optic Cassette and Copper Cassette Cat. No 0 [illegible] 75.

PACK	Cat. No.	Pre-equipped cassettes
		For installation in Cat. No 0 [illegible] 75. Sliding Cassettes with Cat. fibre removed. Assembly by simply pressing them, simplifying installation. Easier installation. Removable from the front.
		Pre-equipped cassettes for OM3 multi-mode installation (24/128 port)
1	0 [illegible] 10	Equipped with 6 SC duplex adapter for 12 fibres
1	0 [illegible] 30	Equipped with 6 LC duplex adapter for 12 fibres
1	0 [illegible] 50	Equipped with 6 SC duplex adapter for 12 fibres
1	0 [illegible] 70	Equipped with 6 LC duplex adapter for 12 fibres
		Pre-equipped cassettes for OS2 single-mode installation (24/128 port)
1	0 [illegible] 40	Equipped with 6 SC duplex adapter for 12 fibres
1	0 [illegible] 60	Equipped with 6 LC duplex adapter for 12 fibres
1	0 [illegible] 80	Equipped with 6 SC duplex adapter for 12 fibres
1	0 [illegible] 87	Equipped with 6 LC duplex adapter for 12 fibres
		MTP® High Density adapters
		To be mounted on optic Cassette Cat. No 0 [illegible] 20. Allow MTP®-MTP® bandwidth
1	0 [illegible] 3	Single mode MTP® Adapter. Key up/Key down
1	0 [illegible] 4	Multi mode MTP® Adapter. Key up/Key down
		Accessories for 19" panel to be equipped with connectors
		Rear cable management accessory
1	0 [illegible] 65	For use in Cat. No 0 [illegible] 75
		Card management kit
1	0 [illegible] 75	For use in Cat. No 0 [illegible] 75. 2 cable Card guides. Each card guide with a single finger to ensure Cassettes fixed with Card alignment. Card holder to be mounted on Cassette and fixed allowing the Cards through the side.

[redacted]

Legrand building systems, fibre-optic LCS²

LCS² Ultra High Density fibre optic drawers





PCS	Cat. No	Ultra High Density modular fibre optic drawers, to be equipped with 12-fibre connectors
		Fixed modular drawers for holding Cassettes 4 U enclosure (Up/Down/Left/Right 19" Cassettes) . 288 LC fibres 3 U enclosure (Up/Down/Left/Right 19" Cassettes) . 288 LC fibres 1 U enclosure (Up/Down/Left/Right 19" Cassettes) . 144 LC fibres **Fibre optic drawer with cord management at the front for 12-fibre connectors**
1	[illegible]	1 U
		Fibre optic drawers with cord management at front and back for 12-fibre connectors Depth: 520 mm
1	[illegible]	1 U
1	[illegible]	3 U
1	[illegible]	4 U
		Ultra High Density 12-fibre connectors Clip-on Duplex fibre optic drawers Cat. No. [illegible] Cassettes slide into these drawers Cassettes can be removed from the front but not 19" MPO high performance Cassettes Low insertion loss < 0.35 dB IEC polarity **[illegible]** For [illegible] pre-terminated multimode fibre, OM3 type
1	[illegible]	MPO Cassette (MTP® Compatible) 12 OM3 LC fibres, polarity IEC
		[illegible] For [illegible] pre-terminated single mode fibre, OS2 type
1	[illegible]	MPO Cassette (MTP® Compatible) 12 OS2 LC fibres, polarity IEC
		Adaptors for 12-fibre Ultra High Density installation Clip-on Duplex fibre optic drawers for 12-fibre Cassettes Cat. No. [illegible] **MPO adaptors (MTP® compatible)**
1	[illegible]	Multimode MTP® Bulkhead, Key up/Key down
1	[illegible]	Single mode MTP® Bulkhead, Key up/Key down
		LC adaptors
1	[illegible]	LC multimode bulkhead

PCS	Cat. No	Ultra High Density modular fibre optic drawers, to be equipped with 8-fibre connectors
		Fixed modular drawers for holding Cassettes 4 U enclosure (Up/Down/Left/Right 19" Cassettes) . 256 LC fibres 3 U enclosure (Up/Down/Left/Right 19" Cassettes) . 256 LC fibres 1 U enclosure (Up/Down/Left/Right 19" Cassettes) . 128 LC fibres **Fibre optic drawers with cord management at front and back for 8-fibre connectors** Depth: 520 mm
1	[illegible]	1 U
1	[illegible]	3 U
1	[illegible]	4 U
		Ultra High Density 8-fibre connectors Clip-on Duplex fibre optic drawers Cat. No. [illegible] Cassettes slide into these drawers Cassettes can be removed from the front but not 19" MPO high performance Cassettes Low insertion loss < 0.35 dB IEC polarity **[illegible]** For [illegible] pre-terminated multimode fibre, OM3 type
1	[illegible]	MPO Cassette (MTP® Compatible) 8 OM3 LC fibres, polarity IEC **[illegible]** For [illegible] pre-terminated single mode fibre, OS2 type
1	[illegible]	MPO Cassette (MTP® Compatible) 8 OS2 LC fibres, polarity IEC
		Adaptors for 8-fibre Ultra High Density installation Clip-on Duplex High Density fibre optic drawers for 8-fibre Cassettes Cat. No. [illegible] **MPO adaptors (MTP® compatible)**
1	[illegible]	Multimode MTP® Bulkhead, Key up/Key down
1	[illegible]	Single mode MTP® Bulkhead, Key up/Key down
		LC adaptors
1	[illegible]	LC multimode bulkhead
1	[illegible]	LC single mode bulkhead
1	[illegible]	MPO LC single mode bulkhead

[illegible]

Longwall mining systems, fibre optics LCP

Pigtails, glass or ceramics, multi-mode

PIECE	Ordr. No.		Pigtails
			LSOH Fibre optic pigtails, multi-mode, Dual Hybrid, patented by Corning, Corning Cable Systems Features: - OM2 (OM3 OM4), Type SM 9/125 fiber, ≤ 0.15 dB - OS2, Type SM 9/125 fiber, ≤ 0.15 dB Comply fully with IEC Standard OM2 pigtail fiber specifications [redacted]
4	[redacted]	[redacted]	SC CamerOne
4	[redacted]	[redacted]	LC CamerOne
4	[redacted]		ST CamerOne
			[redacted]
4	[redacted]	[redacted]	SC CamerOne
4	[redacted]	[redacted]	LC CamerOne
4	[redacted]		ST CamerOne
			[redacted]
4	[redacted]	[redacted]	SC UPC CamerOne
4	[redacted]	[redacted]	SC UPC CamerOne
4	[redacted]	[redacted]	LC UPC CamerOne
4	[redacted]	[redacted]	LC UPC CamerOne
4	[redacted]	[redacted]	ST UPC CamerOne
			Bundle of 4 LC pigtails
4	[redacted]		4 x OM2 LC UPC pigtails
4	[redacted]		4 x OM2 LC UPC pigtails
			Bundle of 12 LC pigtails
4	[redacted]		12 x OM2 LC UPC pigtails
4	[redacted]		12 x OM2 LC UPC pigtails
4	[redacted]		12 x OM2 LC UPC pigtails
			Fixed-adhesive/slide sleeves for pigtails
4	[redacted]		40 mm, pack of 100 sleeves
			Personal units
			For 500 pieces splicing of optical fibres Tilt 20 degrees fibre diameter
4	[redacted]		1 fibre fiber cutter
4	[redacted]		1 fibre fiber cutter

Longwall mining systems, fibre optics LCP

Tool and spare parts, ceramics



PIECE	Ordr. No.	Tool case for preparing optical fibre for quick connect fibre optic connectors
1	[redacted]	Provides the tools required for preparing optical fibres for fitting connectors of the CamerOne and Fiber to CamerOne End Connectors for Corning CamerOne II solutions Comprises: - Pre Strip Stripper - Cable stripping tool (strip tool) - Fiber Holder - Installation Instructions Booklet - All accessories (Delivery, packaging, bag, etc)
		Cable connect connectors
		CamerOne Clip is a cable with fibre. Ordr. No. [redacted] Bulk CamerOne, multi-fibre Bulkhead Splice is 8 times faster than a fusion splice Tolerance is for fibre fibre inside the CamerOne No glue or polishing needed Clip is installed in 10 sec fibre optic For 9/125 µm fibre, use the type [redacted] supplied with the CamerOne type [redacted] multimode OM2 [redacted] or 0.3 dB Building Loss multimode OM3 or 0.3 dB (PC) Dual 0.3 dB (UPC) [redacted]
		Set of 10 CamerOne
1	[redacted]	LC PC [redacted] µm, [redacted] µm
1	[redacted]	SC PC [redacted] µm, [redacted] µm
		[redacted]
		Set of 10 CamerOne
1	[redacted]	LC UPC [redacted] µm, [redacted] µm
1	[redacted]	SC UPC [redacted] µm, [redacted] µm
1	[redacted]	ST UPC [redacted] µm, [redacted] µm
		Precision cleaver for splicing uses Ordr. No. [redacted]
1	[redacted]	Brilliant product Cleaving of fibre optics find the use of optical CamerOne CamerOne Ordr. No. [redacted] to [redacted] Fiber Ordr. No. [redacted]
		Fibre optics cleaning accessories
1	[redacted]	[redacted]
1	[redacted]	[redacted]
1	[redacted]	[redacted]
1	[redacted]	[redacted]
1	[redacted]	[redacted]
1	[redacted]	Fibre stripper
1	[redacted]	Wipes
1	[redacted]	Cleaning pads

[redacted]

Legrand cabling systems, fibre optic LCS³
Patch cords and feedthrough sockets





[illegible]

PCS	Ch. No.	ConnOM Fibre Patch Cords
		[illegible]
		[illegible]
1	[illegible]	Length: 1 m
1	[illegible]	Length: 2 m
1	[illegible]	Length: 3 m
		[illegible]
1	[illegible]	Length: 1 m
1	[illegible]	Length: 2 m
1	[illegible]	Length: 3 m
		[illegible]
1	[illegible]	Length: 0.5 m
1	[illegible]	Length: 1 m
1	[illegible]	Length: 2 m
1	[illegible]	Length: 3 m
1	[illegible]	Length: 5 m
		OM3 multimode fibre optic cords (50/125 µm)
		[illegible]
		[illegible]
		[illegible]
		[illegible]
1	[illegible]	Length: 1 m
1	[illegible]	Length: 2 m
1	[illegible]	Length: 3 m
		[illegible]
1	[illegible]	Length: 1 m
1	[illegible]	Length: 2 m
1	[illegible]	Length: 3 m
		[illegible]
1	[illegible]	Length: 1 m
1	[illegible]	Length: 2 m
1	[illegible]	Length: 3 m

PCS	Ch. No.	LCS³M Fibre Patch Cords
		LC/LC Uniboot duplex cords
		[illegible]
1	[illegible]	Length: 1 m
1	[illegible]	Length: 2 m
1	[illegible]	Length: 3 m
1	[illegible]	Length: 5 m
1	[illegible]	Length: 10 m
		OM4 multimode fibre optic cords (50/125 µm)
		[illegible]
		[illegible]
		[illegible]
		[illegible]
		SC/SC duplex cords
1	[illegible]	Length: 1 m
1	[illegible]	Length: 2 m
1	[illegible]	Length: 3 m
		LC/LC duplex cords
1	[illegible]	Length: 0.5 m
1	[illegible]	Length: 1 m
1	[illegible]	Length: 2 m
1	[illegible]	Length: 3 m
1	[illegible]	Length: 5 m
		LC/LC Uniboot duplex cords
		[illegible]
1	[illegible]	Length: 1 m
1	[illegible]	Length: 2 m
1	[illegible]	Length: 3 m
1	[illegible]	Length: 5 m
1	[illegible]	Length: 10 m
		Fibre optic feedthrough sockets
		[illegible]
		[illegible]
		[illegible]
		[illegible]
		[illegible]
		[illegible]
		[illegible]
1	[illegible]	White
		[illegible]
1	[illegible]	White
		[illegible]
1	[illegible]	White
		[illegible]
1	[illegible]	White

[illegible]

Legrand mobility system LCP energy distribution

Three-phase Core-U-Line Sensor (TPSS) Rack PDU

[illegible]

PACK	Cib. No.	PDU Basis
1	[illegible]	**IEC 60320 standard** [illegible] outlets + [illegible] outlets with Cord lacking system. Sin power supply Cord with IEC [illegible] A 2P+E plug

Legrand mobility system LCP energy distribution

Single-phase Core-U-Line Sensor (SPSS) Rack Power Distribution (PDU)

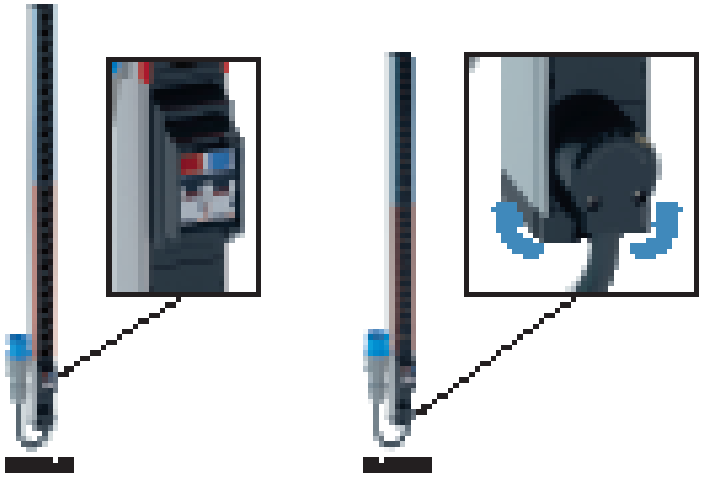

PACK	Cib. No.	PDU Basis
		IEC 60320 standard [illegible] outlets with Cord lacking system. Connection on terminal block up to [illegible] mm²
1	[illegible]	[illegible] outlets with Cord lacking system. Sin power supply Cord with IEC [illegible] A 2P+E plug
1	[illegible]	[illegible] outlets + [illegible] outlets with Cord lacking system. Connection on terminal block up to [illegible] mm²
1	[illegible]	[illegible] outlets + [illegible] outlets with Cord lacking system. Sin power supply Cord with IEC [illegible] A 2P+E plug
		19" PDU Basis **IEC 60320 standard** Connection on terminal block (subject Cib. No. [illegible])
	[illegible]	[illegible] outlets with Cord lacking system
	[illegible]	[illegible] outlets with Cord lacking system. Sin power supply Cord with IEC [illegible] A 2P+E plug
	[illegible]	[illegible] outlets + [illegible] outlets with Cord lacking system
	[illegible]	[illegible] outlets with Cord lacking system

Legrand cabling system LCP energy distribution

[illegible]

[illegible]

PACK	Cat. No.	19" Intelligent metered PDUs
		IEC 60320 standard
1	[illegible]	[illegible]
1	[illegible]	[illegible]
		19" Intelligent metered and switched PDUs
		IEC 60320 standard
1	[illegible]	[illegible]
1	[illegible]	[illegible]
		Vertical Zero-U Intelligent metered PDUs
		IEC 60320 standard
1	[illegible]	[illegible]
1	[illegible]	[illegible]
1	[illegible]	[illegible]
1	[illegible]	[illegible]
1	[illegible]	[illegible]
		Vertical Zero-U Intelligent metered and switched PDUs
		IEC 60320 standard
1	[illegible]	[illegible]
1	[illegible]	[illegible]
1	[illegible]	[illegible]
1	[illegible]	[illegible]

[illegible]

Legrand cabling system LCP energy distribution

PACK	Cat. No.	PDU accessories
		Locking caps
		[illegible]
		Light grey RAL 7035
[illegible]	[illegible]	[illegible]
[illegible]	[illegible]	[illegible]
		Accessories for metered PDUs
[illegible]	[illegible]	Temperature sensor
[illegible]	[illegible]	Temperature, humidity sensor
[illegible]	[illegible]	[illegible]
[illegible]	[illegible]	Wireless PDU temperature and humidity sensor
[illegible]	[illegible]	Wireless PDU [illegible] sensor
[illegible]	[illegible]	[illegible]

PACK	Cat. No.	Multi-application DIN rail
		[illegible]
[illegible]	[illegible]	[illegible]
[illegible]	[illegible]	[illegible]

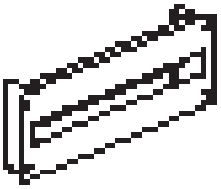

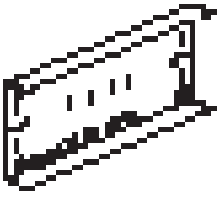

Legrand SmartRack® 2.0 server cabinet

[redacted]



[redacted]

PEOC	Cat. No.	SmartRack 2.0 - Stand alone rack		
	[redacted]	Capacity	Width (mm)	Depth (mm)
1	[redacted]	17U	600	600
1	[redacted]	17U	600	800
1	[redacted]	17U	600	1000
1	[redacted]	17U	600	1100
1	[redacted]	17U	800	1000
1	[redacted]	42U	600	1000
1	[redacted]	42U	600	1100
1	[redacted]	42U	600	600
1	[redacted]	42U	800	800
1	[redacted]	42U	800	800
1	[redacted]	42U	800	1000
1	[redacted]	42U	800	1100
1	[redacted]	42U	800	1000
1	[redacted]	47U	600	600
1	[redacted]	47U	600	800
1	[redacted]	47U	600	800
1	[redacted]	47U	600	1000
1	[redacted]	47U	600	1000
1	[redacted]	47U	800	1000
1	[redacted]	47U	800	1000
1	[redacted]	47U	800	1000
1	[redacted]	47U	800	1000
1	[redacted]	47U	800	1000
1	[redacted]	47U	800	1000

PEOC	Cat. No.	Accessories
		Fan kits
1	[redacted]	[redacted]
1	[redacted]	[redacted]
1	[redacted]	[redacted]
1	[redacted]	[redacted]
1	[redacted]	[redacted]
		Sliding tray
		Colour: [redacted]
		Locking: [redacted]
1		[redacted]
1	[redacted]	[redacted]
		Fixed tray
1	[redacted]	[redacted]
1	[redacted]	[redacted]
1	[redacted]	[redacted]
1	[redacted]	[redacted]
1	[redacted]	[redacted]
		Plinth
	[redacted]	[redacted]
	[redacted]	[redacted]
	[redacted]	[redacted]
	[redacted]	[redacted]
	[redacted]	[redacted]
	[redacted]	[redacted]
	[redacted]	[redacted]
	[redacted]	[redacted]
	[redacted]	[redacted]
	[redacted]	[redacted]
		Roll-up kit
	[redacted]	[redacted]

[redacted]

Triton ETL Wall mounted Cabinets

19" Solid Cabinets

[redacted]

PACK	Ch. No.	ELT Wall mounted cabinet			
		Capacity	Width (mm)	Depth (mm)	Depth (mm)
1	[redacted]	4U	600	540	450
1	[redacted]	6U	600	450	450
1	[redacted]	6U	600	540	450
1	[redacted]	9U	600	750	450
1	[redacted]	9U	600	900	450
1	[redacted]	12U	600	600	450
1	[redacted]	12U	600	900	450
		ETL Wall Swing Mounted 600			
1	[redacted]	6U	600	450	600
1	[redacted]	6U	600	540	600
1	[redacted]	9U	600	750	600
1	[redacted]	9U	600	900	600
1	[redacted]	12U	600	600	600
1	[redacted]	12U	600	900	600
		ELT Wall Swing Mounted 800			
1	[redacted]	6U	800	450	600
1	[redacted]	6U	800	540	600
1	[redacted]	9U	800	750	600
1	[redacted]	9U	800	900	600
1	[redacted]	12U	800	600	600
1	[redacted]	12U	800	900	600

[redacted]

Legrand cabling system LCS² accessories

19" Accessories

[redacted]

[redacted]

[redacted]

[redacted]

PACK	Ch. No.	19" Cable feed-through panels
		For cabling between racks or cabinets. Cable: [redacted]
		Metal, 2 mm, Quick-Fix [redacted]
1	[redacted]	1U
1	[redacted]	2U
1	[redacted]	[redacted]
1	[redacted]	[redacted]
1	[redacted]	1U
1	[redacted]	2U
		[redacted]
1	[redacted]	1U
1	[redacted]	2U
1	[redacted]	**ELT Brush panels** Set of 10 brush plates to secure the 19" Quick-wall system. For installation in 19" profiles. [redacted]
		19" Blanking plates [redacted]
1	[redacted]	1U
1	[redacted]	2U
		[redacted]
1	[redacted]	1U
1	[redacted]	2U
1	[redacted]	4U
1	[redacted]	**19" Lighting kit** 1U 19" wall, pillar equipment with [redacted] Lighting Kit

Standard and shallow floor boxes

Technical characteristics

STANDARD VERSION

Dimensions



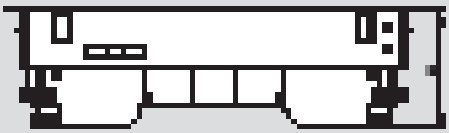

Code No.	A (mm)	B (mm)	C (mm)	D (mm)	E (mm)	F (mm)
[illegible]	[illegible]	[illegible]	[illegible]	[illegible]	[illegible]	[illegible]
[illegible]	[illegible]	[illegible]	[illegible]	[illegible]	[illegible]	[illegible]

For installation in raised floor

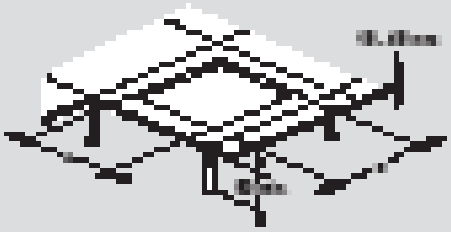

Code No.	A (mm)	B (mm)
[illegible]	[illegible]	[illegible]
[illegible]	[illegible]	

For installation in concrete

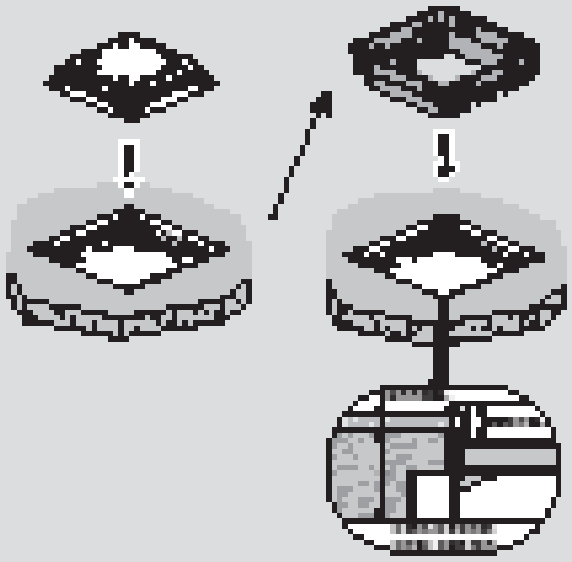

SHALLOW VERSION

For installation in raised floor

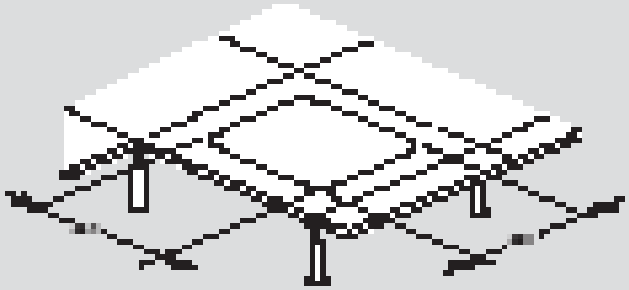

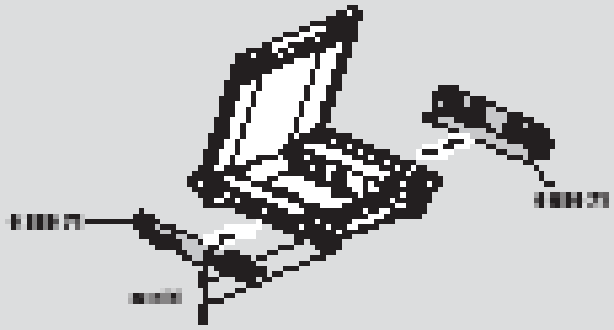

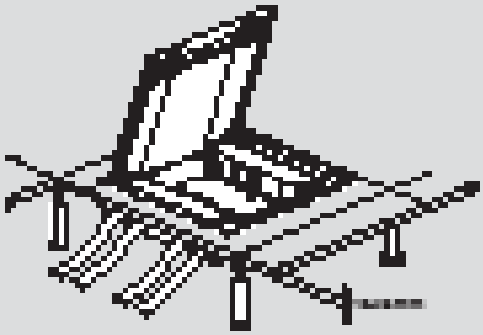

For installation in concrete

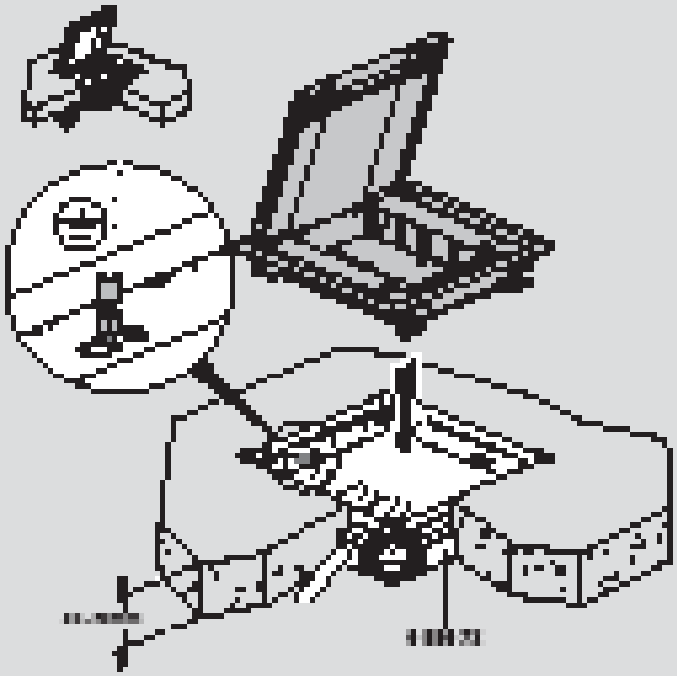

PLASTIC LIDS AND TRIMS FOR STANDARD FLOOR BOXES

Dimensions

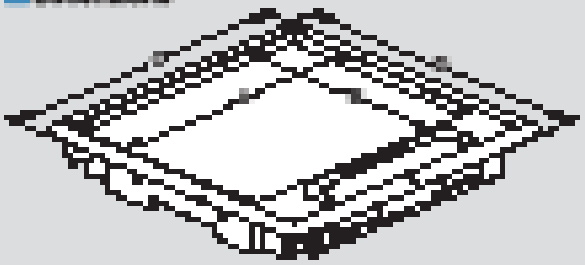

Cat. No.	A (mm)	B (mm)	C (mm)	D (mm)
[illegible]	[illegible]	[illegible]	[illegible]	[illegible]
[illegible]		[illegible]		[illegible]

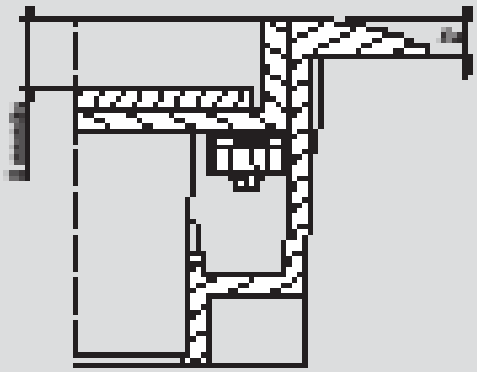

STAINLESS STEEL FINISHING PLATE FOR PLASTIC LIDS AND TRIMS

Dimensions



Cat. No.	A (mm)	B (mm)
[illegible]	[illegible]	[illegible]
[illegible]		[illegible]

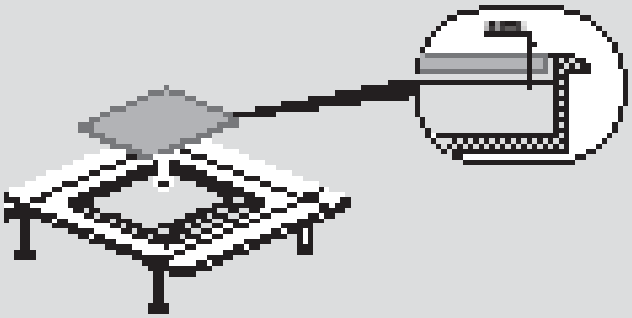

STAINLESS STEEL LID AND TRIM FOR STANDARD FLOOR BOXES

Dimensions



Cat. No.	A (mm)	B (mm)	C (mm)	D (mm)
[illegible]	[illegible]	[illegible]	[illegible]	[illegible]
[illegible]		[illegible]		[illegible]

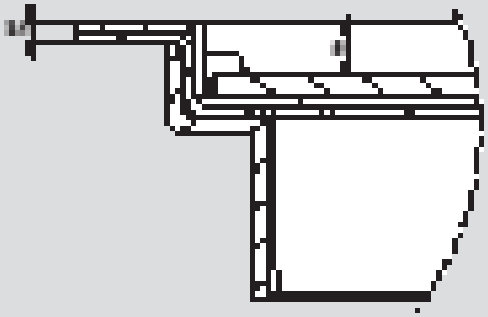

STAINLESS STEEL FINISHING PLATE FOR STAINLESS STEEL LIDS AND TRIMS

Dimensions



Cat. No.	A (mm)	B (mm)
[illegible]	[illegible]	[illegible]
[illegible]		[illegible]

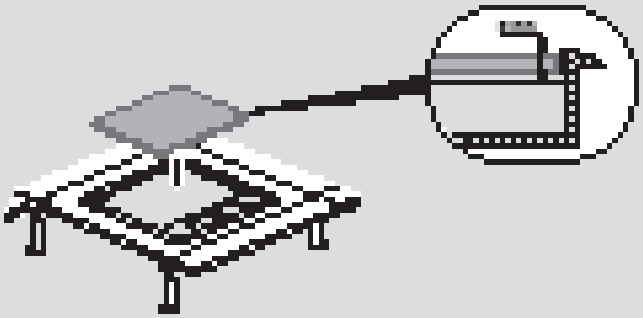

Performance table

		COMPONENT MEASUREMENT				LINK MEASUREMENT (CHANNEL)			
	Network protocol supported	Cat. 5e/EF	Cat. 6/EF	Cat. 6	Cat. 6A/EF	Class E	Class Ea		Class F
		250 MHz	400 MHz	250 MHz	250 MHz	250 MHz	500 MHz	250 MHz	600 MHz
		100 Mbps	10 Gbps	1 Gbps	1 Gbps	100 Mbps	10 Gbps	1 Gbps	1 Gbps
[illegible]	[illegible]	[illegible]	[illegible]	[illegible]	[illegible]	[illegible]	[illegible]	[illegible]	[illegible]
[illegible]	[illegible]	[illegible]	[illegible]	[illegible]	[illegible]	[illegible]	[illegible]	[illegible]	[illegible]
[illegible]	[illegible]	[illegible]	[illegible]	[illegible]	[illegible]	[illegible]	[illegible]	[illegible]	[illegible]

[illegible]

[illegible]

Compliance of LCS³ systems with standards and certifications

LCS³ systems and components (structured cabling systems) follow following standards:
- ANSI/TIA 568
- EN 50173-1
- ISO/IEC 11801 Edition 3 (2002)

The LCS³ system supports 10/12 applications
Base-T up to 100 m (in a transmission channel)
Conforming to standards: ISO/IEC 11801, EN 50173, ANSI/TIA 568
LCS³ systems are certified by the 3P independent laboratory, a reference body in the subject

New names for LAN cables (according to ISO 11801-2)

They correspond to "type of cable shielding/"type of shield of pair shielding" followed by TP (for twisted pair)

Total cable		Pair shielding	Shielding of [illegible]
UTP	U/UTP	[illegible]	[illegible]
FTP	F/UTP	[illegible]	[illegible]
STP	S/UTP	[illegible]	[illegible]
SFTP	SF/UTP	[illegible]	[illegible]
FTP	F/FTP	[illegible]	[illegible]
SFTP	SF/FTP	[illegible]	[illegible]

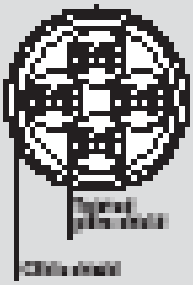

Main characteristics of the LCS³ systems

	LCS³ 5	LCS³ 5e	LCS³ 6	LCS³ 6a
Frequency	[illegible]	[illegible]	[illegible]	[illegible]
Guaranteed speed	[illegible]	[illegible]	[illegible]	[illegible]
Wiring	Copper	Copper	Copper	Copper
Connectors	RJ45	RJ45	RJ45	RJ45
Max. length of channel	[illegible]	[illegible]	[illegible]	[illegible]

The Internet training centre offers LCS³ certification, see our website

25-year guarantee: Legrand is committed to delivering a durable LCS³ system, see our website

High-performance maintenance

Being committed to delivering a durable LCS³ system, Legrand gives a 25-year guarantee on its performance

Performance when installed with a zone distribution box (zone consolidation point)

Maximum recommended length of links in zone. High performance of systems increasing RJ 45 models with copper flexible cords and on RJ 45 models

	Associated cords (m)		Links
	Cords	Cables	
Cat. 5e	[illegible]	[illegible]	[illegible]
	[illegible]	[illegible]	[illegible]
	[illegible]	[illegible]	[illegible]
Cat. 6	[illegible]	[illegible]	[illegible]
	[illegible]	[illegible]	[illegible]
	[illegible]	[illegible]	[illegible]
Cat. 6a	[illegible]	[illegible]	[illegible]
	[illegible]	[illegible]	[illegible]
	[illegible]	[illegible]	[illegible]

We recommend selecting the shortest cable lengths for more flexibility regarding cable length in the overall configuration

Dimensions (in mm)

Cat. No. [illegible]

Cat. No. [illegible]

Flush-mounting Ethernet 10/100 base T switches

	[illegible]	[illegible]
Power supply	[illegible]	[illegible]
Speed	[illegible]	
Reference	[illegible]	[illegible]
Common technical characteristics	[illegible]	

Legrand cabling system LCS² - copper (continued)

Construction Products Regulation (CPR)

The CPR came into force on 1 July 2017, with the aim of improving building safety, especially with regard to fire safety. The CPR applies to all cables being installed:

- in private houses and apartment blocks
- in public buildings and workplaces (hospitals, schools, public buildings, Highrise buildings)
- industrial and private premises
- in civil engineering structures (road and rail tunnels, bridges, stations, etc)

The cables must comply with European requirements and be the subject of a performance declaration drawn up by the manufacturer.

Euroclasses

The CPR requires cables to be classified in one of 7 burning behaviour classes: A_{ca}, $B1_{ca}$, $B2_{ca}$, C_{ca}, D_{ca}, E_{ca} and F_{ca}

A_{ca} : non combustible (glass, alloy, etc)
$B1_{ca}$: combustible, non flammable
$B2_{ca}$: combustible, flammable (PE, PVC, rubber, etc)
C_{ca} : combustible, flammable (PE, PVC, rubber, etc)
D_{ca} : combustible, mildly flammable
E_{ca} : combustible, highly flammable
F_{ca} : not classified

Euroclass table

Cat. No.	Description	Euroclass (A_{ca}, $B1_{ca}$, $B2_{ca}$, C_{ca}, D_{ca}, E_{ca}, F_{ca})	Additional criteria (smoke production, flaming droplets, acidity)		
[illegible]	[illegible]	E_{ca}	✓	✓	✓
[illegible]	[illegible]	E_{ca}	-	-	-
[illegible]	[illegible]	E_{ca}	✓	✓	✓
[illegible]	[illegible]	E_{ca}	-	-	-
[illegible]	[illegible]	E_{ca}	✓	✓	✓
[illegible]	[illegible]	E_{ca}	-	-	-
[illegible]	[illegible]	E_{ca}	✓	✓	✓
[illegible]	[illegible]	E_{ca}	✓	✓	✓
[illegible]	[illegible]	E_{ca}	-	-	-
[illegible]	[illegible]	E_{ca}	-	-	-
[illegible]	[illegible]	E_{ca}	✓	✓	✓
[illegible]	[illegible]	E_{ca}	✓	✓	✓
[illegible]	[illegible]	E_{ca}	✓	✓	✓
[illegible]	[illegible]	E_{ca}	✓	✓	✓
[illegible]	[illegible]	E_{ca}	✓	✓	✓
[illegible]	[illegible]	E_{ca}	✓	✓	✓
[illegible]	[illegible]	E_{ca}	✓	✓	✓
[illegible]	[illegible]	E_{ca}	✓	✓	✓
[illegible]	[illegible]	E_{ca}	✓	✓	✓
[illegible]	[illegible]	E_{ca}	✓	✓	✓
[illegible]	[illegible]	E_{ca}	✓	✓	✓
[illegible]	[illegible]	E_{ca}	✓	✓	✓
[illegible]	[illegible]	E_{ca}	✓	✓	✓
[illegible]	[illegible]	E_{ca}	✓	✓	✓
[illegible]	[illegible]	E_{ca}	✓	✓	✓
[illegible]	[illegible]	E_{ca}	✓	✓	✓
[illegible]	[illegible]	E_{ca}	✓	✓	✓
[illegible]	[illegible]	E_{ca}	✓	✓	✓
[illegible]	[illegible]	E_{ca}	✓	✓	✓
[illegible]	[illegible]	E_{ca}	✓	✓	✓
[illegible]	[illegible]	E_{ca}	✓	✓	✓
[illegible]	[illegible]	E_{ca}	-	-	-
[illegible]	[illegible]	E_{ca}	-	-	-
[illegible]	[illegible]	E_{ca}	-	-	-
[illegible]	[illegible]	E_{ca}	✓	✓	✓

	Euroclass	Classification criteria	Additional criteria	[illegible]
[illegible]	E_{ca}	[illegible] Combustible but not flammable	-	[illegible]
[illegible]	$B1_{ca}$	[illegible] Flammable, Flame spread	[illegible]	[illegible]
	$B2_{ca}$			
	C_{ca}			
	D_{ca}	[illegible] Flame propagation	[illegible]	[illegible]
[illegible]	E_{ca}	[illegible] Flame propagation	-	
[illegible]	E_{ca}	[illegible] Flame propagation	-	[illegible]

Applications on duplex fibre for LAN environment

Maximum distances

	OM1	OM2	OM3	OM4[1]
Gigabit	[illegible] m	[illegible] m	[illegible] m	[illegible] m
[illegible]	[illegible] m	[illegible] m	[illegible] m	[illegible] m
[illegible]	[illegible] m	[illegible] m	[illegible] m	[illegible] m
[illegible]	[illegible]	[illegible]	[illegible]	[illegible] m
[illegible]	[illegible] m²	[illegible] m²	[illegible] m²	[illegible] m²
[illegible]	[illegible] m²	[illegible] m²	[illegible] m²	[illegible] m
[illegible]	[illegible]	[illegible]	[illegible]	[illegible] m
[illegible]	[illegible]	[illegible]	[illegible]	[illegible] m

1. [illegible]
2. [illegible]

Technical characteristics

Pigtail

[illegible]	[illegible]	[illegible]
[illegible]	[illegible]	[illegible]
[illegible]	[illegible]	[illegible]
[illegible]	[illegible]	[illegible]
[illegible]	[illegible]	[illegible]

Multimode cable

DMS-fibre is designed for remote optic multiplexing

Type of cable	OM1	OM3	OM4
Type of fibre[1]	[illegible]	[illegible]	[illegible]
[illegible]	[illegible]	[illegible]	[illegible]
[illegible]	[illegible]	[illegible]	[illegible]
[illegible]	[illegible]	[illegible]	[illegible]

1. According to IEC 60793-2-10

Single mode cable

Type of cable	[illegible]	[illegible]
[illegible]	[illegible]	[illegible]
Type of fibre[1]	[illegible]	
[illegible]	[illegible]	[illegible]

1. According to IEC 60793-2-10

Exchange table

[illegible]	[illegible]	[illegible]	[illegible]	[illegible]
[illegible]	[illegible]	[illegible]	[illegible]	[illegible]
[illegible]	[illegible]	[illegible]	[illegible]	[illegible]
[illegible]	[illegible]	[illegible]	[illegible]	[illegible]
[illegible]	[illegible]	-	-	-
[illegible]	[illegible]	[illegible]	[illegible]	[illegible]
[illegible]	[illegible]			
[illegible]	[illegible]	[illegible]	[illegible]	[illegible]
[illegible]	[illegible]	[illegible]	[illegible]	[illegible]
[illegible]	[illegible]	[illegible]	[illegible]	[illegible]
[illegible]	[illegible]	-	-	-
[illegible]	[illegible]	[illegible]	[illegible]	[illegible]
[illegible]	[illegible]	-	-	-
[illegible]	[illegible]	-	-	-
[illegible]	[illegible]	-	-	-
[illegible]	[illegible]	-	-	-
[illegible]	[illegible]	[illegible]	[illegible]	[illegible]
[illegible]	[illegible]	[illegible]	[illegible]	[illegible]
[illegible]	[illegible]	[illegible]	[illegible]	[illegible]
[illegible]	[illegible]	[illegible]	[illegible]	[illegible]
[illegible]	[illegible]	-	-	-
[illegible]	[illegible]	-	-	-
[illegible]	[illegible]	-	-	-
[illegible]	[illegible]	[illegible]	[illegible]	[illegible]
[illegible]	[illegible]	[illegible]	[illegible]	[illegible]
[illegible]	[illegible]	[illegible]	[illegible]	[illegible]
[illegible]	[illegible]	-	-	-
[illegible]	[illegible]	-	-	-
[illegible]	[illegible]	-	-	-
[illegible]	[illegible]	[illegible]	[illegible]	[illegible]
[illegible]	[illegible]	[illegible]	[illegible]	[illegible]
[illegible]	[illegible]	[illegible]	[illegible]	[illegible]
[illegible]	[illegible]	[illegible]	[illegible]	[illegible]
[illegible]	[illegible]	[illegible]	[illegible]	[illegible]
[illegible]	[illegible]	[illegible]	[illegible]	[illegible]
[illegible]	[illegible]	[illegible]	[illegible]	[illegible]
[illegible]	[illegible]	[illegible]	[illegible]	[illegible]
[illegible]	[illegible]	[illegible]	[illegible]	[illegible]
[illegible]	[illegible]	[illegible]	[illegible]	[illegible]
[illegible]	[illegible]	[illegible]	[illegible]	[illegible]

	[illegible]	[illegible]	[illegible]	[illegible]
[illegible]	[illegible]	[illegible]	-	[illegible]
[illegible]	[illegible]	[illegible]	[illegible]	[illegible]
	[illegible]			[illegible]
	[illegible]			
	[illegible]			
	[illegible]			[illegible]
[illegible]	[illegible]	[illegible]	-	[illegible]
[illegible]	[illegible]	[illegible]	-	[illegible]

Legrand cabling system LCS

PoE architecture

Thanks to Power over Ethernet (PoE), Ethernet cables are the only medium for supplying PoE equipment with power and data.

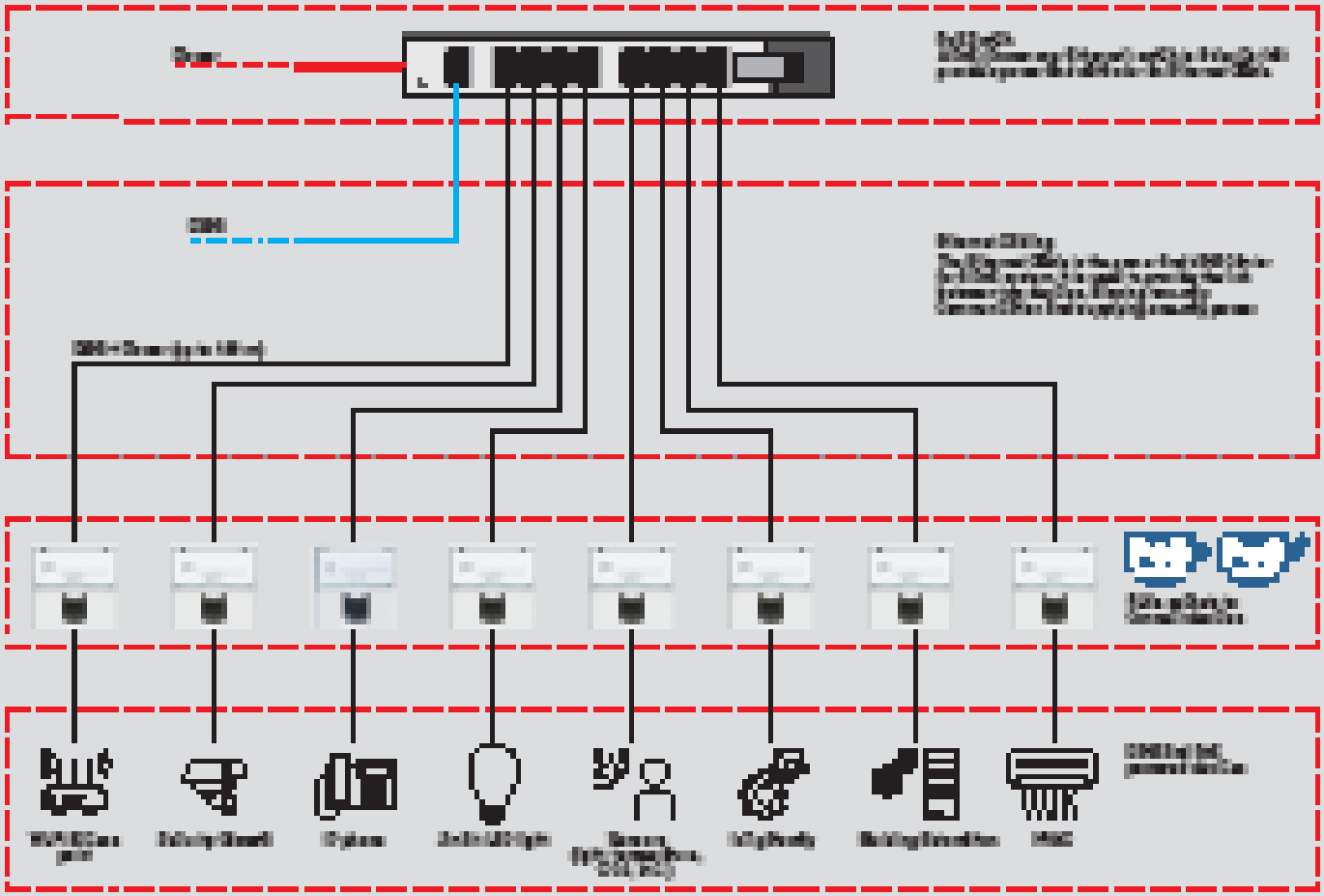

Cabling

Cabling must be able to deliver enough power and flow up in addition to dissipating heat.

We recommend linking each power and device with Category 6a cabling, preferably using a cabling architecture de identique zone.

Category 6a cabling:
To improve the real performance and energy efficiency while minimizing the cost of cable moves, additions, changes and upgrades.



Connectivity

Connectivity must be robust, durable and provide space power capacity for current carrying.

Arcing is inevitable with PoE systems, but Legrand's connectivity locates the last point of contact away from the mated connection, protecting the critical area from spark gap erosion. 1.3 µm (50 microinch) gold plating of all the mated surfaces and the maximum contact area in the fully mated position extend the life and performance of the connection.

In addition, the connector should have a minimum current carrying capacity of paired traces for structured cabling of 1.4 mp.

Legrand's connectivity provides up to an additional amp of power capacity for superior performance.



Reliability

If connectors are unplugged under load, an inductive current is created within the connector that may spark at one or more contact surfaces, causing the surfaces to corrode.

It is recommended that connecting hardware be qualified to support PoE and four-pair PoE applications by using the test schedules in IEC 60512-99-001 (PoE and PoE+) and IEC 60512-99-002 (PoE++).

Compliance with standards

Legrand SmartRack comply with the following standards

[illegible]	[illegible]
[illegible]	[illegible]
[illegible]	Cabinets, Racks, Panels, and accessories/Equipment

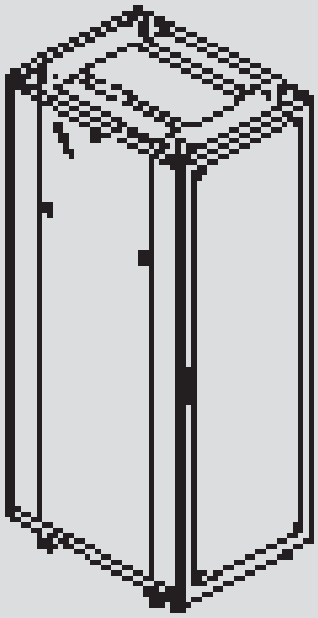

Dimensions (mm)

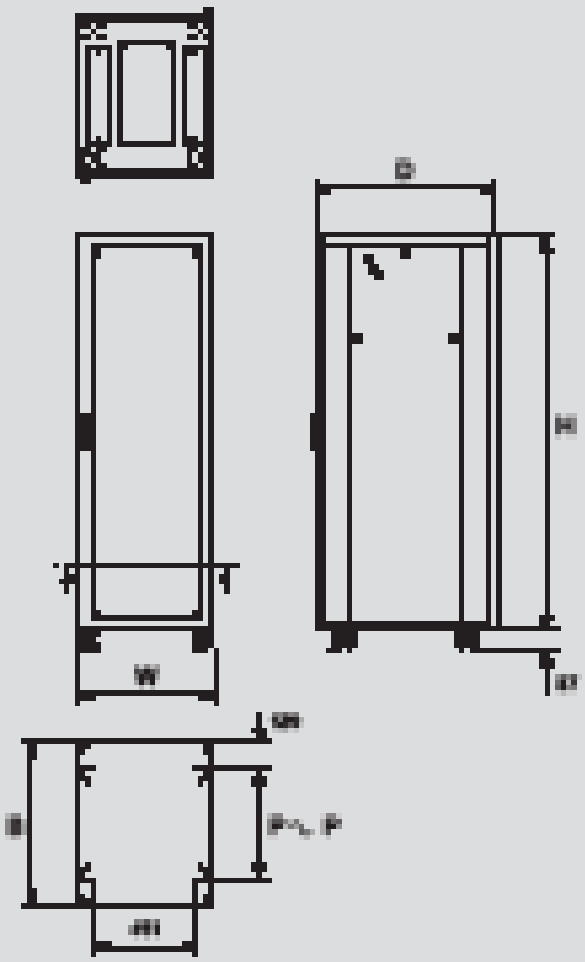

Fan tray

Item	Part number	Compatible with	Number of fans
1	[illegible]	For 600mm depth racks	2
2	[illegible]	For 800mm depth racks	3
3	[illegible]	For 1000mm depth racks	4
4	[illegible]	For 1200mm depth racks	4
5	[illegible]	For 1200mm depth racks	4



Capacity	H (mm)
2U	[illegible]
4U	[illegible]
6U	[illegible]
8U	[illegible]

Depth	D (mm)	Panel to Panel (mm)
[illegible]	[illegible]	[illegible]
[illegible]	[illegible]	[illegible]
[illegible]	[illegible]	[illegible]
[illegible]	[illegible]	[illegible]
[illegible]	[illegible]	[illegible]

[illegible]

Width	W (mm)
[illegible]	[illegible]
[illegible]	[illegible]

Compliance with standards

Legrand Belfish and Ensure comply with the following standards

[illegible]	[illegible]
[illegible]	[illegible]
[illegible]	[illegible]
[illegible]	[illegible]
[illegible]	[illegible]

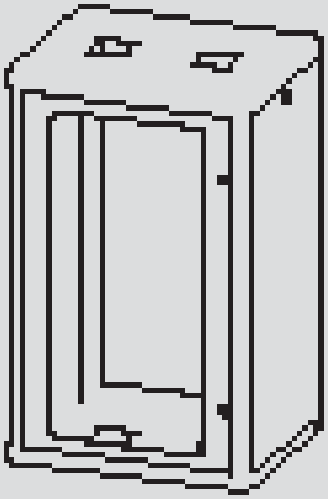

Dimensions (mm)

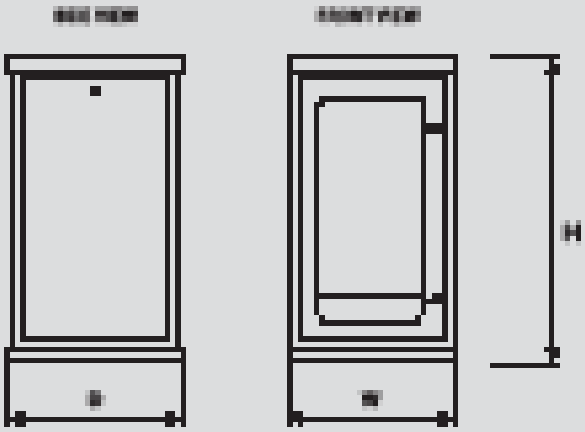

Capacity	Height	Depth	Width
[illegible]	[illegible]	[illegible]	[illegible]
[illegible]	[illegible]	[illegible]	[illegible]
[illegible]	[illegible]	[illegible]	[illegible]
[illegible]	[illegible]	[illegible]	[illegible]
[illegible]	[illegible]	[illegible]	[illegible]
[illegible]	[illegible]	[illegible]	[illegible]

Power distribution

19" 1U PDU configurations

Power distribution

Zero-U PDUs

Zero-U PDU configurations

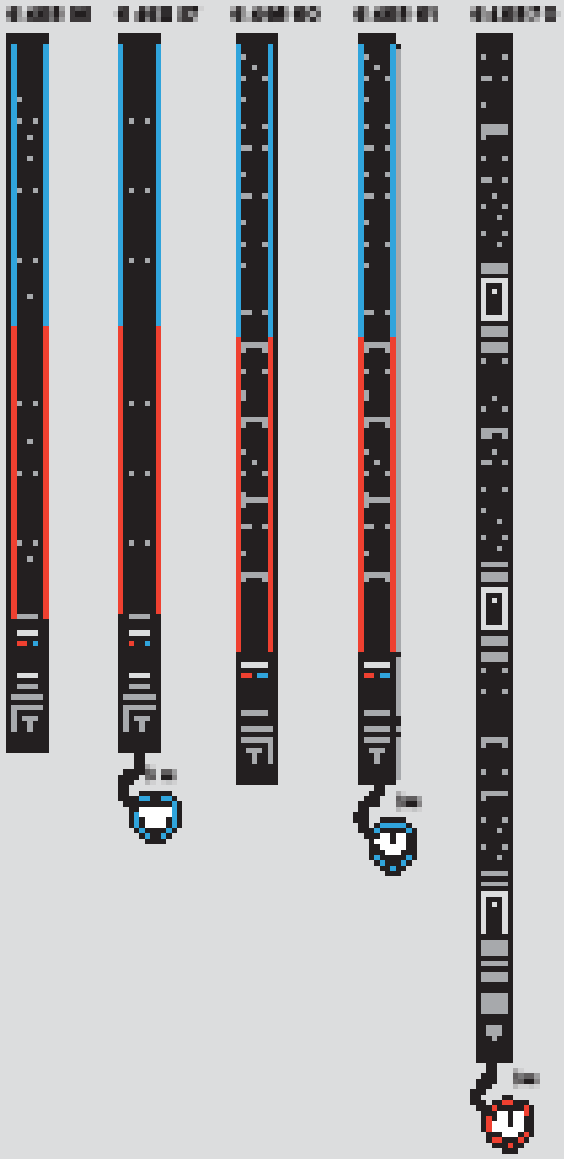

Zero-U PDU dimensions (mm)

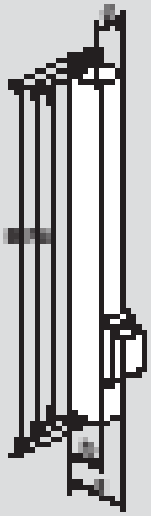

Cat. No.	Height		Width	Depth		Fixing centres (vertical)
	A	B*	C	D	D*	F**
[illegible]	[illegible]	[illegible]	[illegible]	[illegible]	[illegible]	[illegible]
[illegible]	[illegible]	[illegible]	[illegible]	[illegible]	[illegible]	[illegible]
[illegible]	[illegible]	[illegible]	[illegible]	[illegible]	[illegible]	[illegible]
[illegible]	[illegible]	[illegible]	[illegible]	[illegible]	[illegible]	[illegible]
[illegible]	[illegible]	[illegible]	[illegible]	[illegible]	[illegible]	[illegible]
[illegible]	[illegible]	[illegible]	[illegible]	[illegible]	[illegible]	[illegible]
[illegible]	[illegible]	[illegible]	[illegible]	[illegible]	[illegible]	[illegible]
[illegible]	[illegible]	[illegible]	[illegible]	[illegible]	[illegible]	[illegible]
[illegible]	[illegible]	[illegible]	[illegible]	[illegible]	[illegible]	[illegible]
[illegible]	[illegible]	[illegible]	[illegible]	[illegible]	[illegible]	[illegible]
[illegible]	[illegible]	[illegible]	[illegible]	[illegible]	[illegible]	[illegible]
[illegible]	[illegible]	[illegible]	[illegible]	[illegible]	[illegible]	[illegible]

[illegible]
[illegible]

Catalogue number index

Cat. No	Page No
0	
001967	68
003487	285
003710	34, 35
01301	68
01302	68, 80
01304	68
01306	68
01308	68, 80
01491	69
01955	68
01961	68
01966	68
01969	68
032100	384
032102	384
032104	384
032106	384
032107	385
032110	384
032111	384
032112	384
032113	384
032114	384
032115	384
032116	384
032117	384
032120	384
032121	384
032123	384
032124	384
032125	384
032127	384
032128	384
032129	384
032130	384
032131	384
032132	384
032133	384, 385
032134	384, 385
032136	384
032137	384
032140	385
032141	385
032142	385
032143	385
032144	385
032145	385
032146	385
032147	385
032150	386
032151	386
032152	386
032153	386
032154	386
032155	386
032156	386
032157	386
032158	386
032161	384
032162	384
032163	384
032164	384
032165	384
032166	384
032167	384
032171	384
032172	384
032173	384
032174	384
032210	387
032211	387
032212	387
032220	387
032221	387
032222	387
032230	387
032231	387
032232	387
032240	387
032241	387
032242	387
032243	387
032244	387
032270	387
032271	387
032272	387
032273	387
032274	387
032275	387
032280	387
032281	387
032282	387
032283	387
032284	387
032285	387
032401	383
032402	383
032403	383
032404	383
032405	383
032411	383
032412	383
032413	383
032414	383
032415	383
032421	383
032422	383
032423	383
032424	383
032425	383
032431	383
032432	383
032433	383
032434	383
032435	383
032441	383
032442	383
032443	383
032444	383
032445	383
032451	383
032452	383
032453	383
032454	383
032455	383
032508	398
032511	398
032512	382, 398
032514	382, 398
032530	382
032531	382
032532	382
032533	382
032534	382
032535	382
032536	382
032537	382
032538	382
032539	382, 398
032540	382, 398
032541	382, 398
032550	382, 398
032552	382
032600	388
032601	388
032602	388
032603	388
032604	388
032605	388
032606	388
032607	388
032608	388
032609	388
032610	388
032611	388
032612	388
032613	388
032614	388
032615	388
032616	388
032617	388
032624	387
032625	387
032626	387
032627	387
032628	388
032629	388
032630	388
032631	388
032632	388
032633	388
032634	388
032635	388
032636	388
032637	388
032666	382
032667	382
032671	387
032686	388
032687	388
032688	388
032689	388
032692	388
032695	388
032696	388
032697	388
032698	388
032699	388
032744	387
032754	379
032755	379
032756	379
032757	379
032758	379
032776	379
032777	375
032778	375
032787	375
032798	375
032799	375
032829	379
032856	379
032857	379
032861	379
032878	375
033048	387
033049	387
033061	388
033063	388
033065	388
033069	388
033070	388
033071	388
033072	388
033073	388
033075	388
033076	388
033080	388
033081	388
033082	388
033154	376
033155	376
033161	380
033181	380
033742	380
033743	376
033749	376
033755	374, 378, 385
033756	374, 378
033757	374, 378, 385
033758	374, 378
033759	374, 378
033760	377
033761	377
033762	377
033763	378, 381
033764	378, 381
033765	378, 381
033770	373
033772	373
033773	374, 376
033775	374, 376
033790	373, 377
033791	373, 377
033792	374, 378
033793	373, 377
033794	374, 378
033795	374, 378
033796	376, 381
033797	376
034745	94
034750	94
036052	71, 72
036054	71, 72
036055	71, 72
036059	71, 72
036061	71, 72
036065	71, 72
036069	71, 72
036150	71
036292	71, 72
036300	71, 72
036301	71, 72
036363	71
036369	71, 72
036466	99
036469	101
036494	72
036495	72
036496	72
036497	72
036498	71, 72
036556	72
036557	71
036564	72
036644	94
036917	71, 72
036918	71, 72
036919	71, 72
036920	71, 72
036921	71, 72
036925	71, 72
036926	71, 72
036930	71, 72
036931	71, 72
036932	71, 72
036933	71, 72
036937	71, 72
036938	71, 72
036939	71, 72
036942	71, 72
036943	71, 72
036944	71, 72
036945	71, 72
036946	71, 72
036950	71, 72
036955	71, 72
036957	71, 72
036959	71, 72
036962	71, 72
036964	71, 72
036968	71, 72
036972	71, 72
036975	71, 72
036976	71, 72
036977	71, 72
037302	99
037349	99
037404	99
037407	99
03920	27
03921	27
03922	27
03923	27
03930	27
03932	27
03933	27
03940	27
03941	27
03943	27
039449	99
040149	142, 147
046510	392
046522	393
046523	393
046528	393
046529	393
046530	393
046531	393
046532	393
046533	393
046538	393
046539	393
046540	393
046546	391
046547	391
04764	58
047722	99
047723	99
048408	296, 297
048412	296, 297
048770	295
048771	295
048772	295
048773	295
048774	295
048775	295
048776	295
048777	295
048778	295
048779	295
048788	295
051510	381, 382
051511	379, 381, 382
051512	379, 381, 382
051523	376
051524	376
051525	376
051757	381
051758	381
051759	381
051772	379
051773	379
051774	379
051775	379
051780	375
051781	375
051782	375
051783	375
051862	379
051863	379
051864	379
051865	379
051866	375
051867	375
051868	375
051869	375
051870	375
051871	375
051872	375
051873	375
051874	375
051875	375
051876	375
051877	375
051878	375
051879	375
051880	375
051881	375
051882	375
051883	375
051884	375
051885	375
054000	371
054001	371
054002	371
054003	371
054005	371
054006	371
054007	371
054008	371
054010	371
054011	371
054012	371
054013	371
054015	371
054016	371
054017	371
054018	371
054020	371
054021	371
054022	371
054023	371
058000	43, 46
058001	43
058002	43, 46
058043	44
058044	44
058048	44
058049	44
059005	43, 46
059006	43
059007	43
059052	43, 45
059053	44, 45
059054	45
059056	45
059059	45
064879	280
067219	290
067228	290

Cat. No	Page No
067259	285
067459	293
067464	297
067557	291
067558	291
067561	291
067571	297
067589	296
067590	296
067591	296
067592	290
067593	296
067595	290
067596	290
067694	271, 281, 284
067695	281
067697	270, 280, 284
076711	45
077599	148
077895	224
078459	147, 216
078521	215
078524	215
080042	157, 158
080044	226
088000	371
088002	371
088003	371
088005	371
088015	371
088017	371
088023	371
088025	371
088026	371
088028	371
088045	371
088047	371
088070	371
088071	371
088072	371
088073	371
088090	371
088092	371
088095	371
088099	371
092001	91
092020	91
092024	91

1

Cat. No	Page No
1/788WE	220
1000TMWE	205
1000TWE	219
100LCL	259
10412	95
10422	95
10432	95
10433	95
10442	95
10443	95
10473	95
10521	95
10522	95
10524	95
10582	95
10602	95
10606	95
10607	95
10622	95
10635	95
10636	95
10691	95
10692	95
10702	95
10703	95
10706	95
10722	95
10733	95
10785	95
10789	95
10790	95
10801	95
10802	95
10804	95
10916	95
10946	95
106/1BL	259
106/1WE	259
106/2WE	259
106/3WE	259
106/4WE	259
106/5WE	259
106/6WE	259
106/8WE	259
12001	106

Cat. No	Page No
1310FSBL	206
1311S4	206
1312S2	206
1312S4	206
132001	383
132002	383
132003	383
132004	383
132005	383
132006	383
132007	383
132008	383
132009	383
132010	383
132012	383
132014	383
132016	383
132018	383
132020	383
132021	383
132022	383
132023	383
132024	383
132025	383
132026	383
132027	383
132028	383
132029	383
132030	383
132032	383
132034	383
132036	383
132038	383
132040	383
132041	383
132042	383
132043	383
132044	383
132045	383
132046	383
132047	383
132048	383
132049	383
132050	383
132052	383
132054	383
132056	383
132058	383
132060	383
132061	383
132062	383
132063	383
132064	383
132065	383
132066	383
132067	383
132068	383
132069	383
132070	383
132072	383
132074	383
132076	383
132078	383
132080	383
137/1WE	257
137BL	257
137DBL	257
137DCHWE	257
137DWE	257
137H3WE	257
137H4WE	257
137H5WE	257
137H6WE	257
137H8WE	257
137HS3WE	257
137HS4WE	257
137HS5WE	257
137HS6WE	257
137HS8WE	257
137V3WE	257
137V4WE	257
137V5WE	257
137V6WE	257
137V8WE	257
137VS3WE	257
137VS4WE	257
137VS5WE	257
137VS6WE	257
137VS8WE	257
137WE	257
138BL	257
138WE	257
139BR	256
139BWE	256
139WE	256
140BL	183, 256

Cat. No	Page No
140WE	183, 256
141BL	257
141WE	257
143	184, 192, 218, 255
143/2	184, 192, 218, 255
143/2V	184, 192, 218, 255
143U	184, 192, 255
148WE	256
149BL	256
149WE	256
150BL	256
150WE	256
156WE	257
192BL	256
192WE	256
1A770CXWE	221
1A770PLWE	222
1A770PWE	219

2

Cat. No	Page No
2/770PLWE	222
204639	76
222343	336
223019	336
223185	336, 353
239WE	257
250TMBL	205
250TMWE	205
250TWE	219

3

Cat. No	Page No
300FMWE	205
300FWE	219
30191	
30193	
30194	
30241	
30243	
30244	
30286	
30288	
30228	
303/1F	325
310WE	325
31205	
31206	
31214	
315512	294
318013	294
326	255
328	379
330560	294
330660	294
330852	294
332853	294
333BL	325
333SKWE	325
333WE	325
33WE	259
34211	258
34213	258
34215	258
34217	258
34219	258
34221	91
344682	294
344842	294
346020	287
348402	296
3501/0	293
3501/1	293
3501/2	293
3501/3	293
3501/4	293
3501/5	293
3501/6	293
3501/7	293
3501/8	293
3501/9	293
3501/AUX	293
3501/CEN	293
3501/GR	293
3501/OFF	293
3501/ON	293
3501/PUL	293
3501/SLA	293
3501/TM	293
3501K	293
35043	91
35054	91
3508BUS	288

Cat. No	Page No
3508U3	288
3523	288
3559	287
35802	91
35810	91
35901	91
35931	91
35941	91, 92
35951	91
35981	91
35990	91
35991	91
35BL	259
35WE	259
360/W1WE	325
360WE	325
364614	294
366BR	325
366LYWE	325
366SWE	325
366WE	325
366YWE	325
368/1WE	325
368WE	325
37/2CL	259
37166	73
37170	73
37171	73
37172	73
37173	73
37174	73
37175	73
37180	73
37181	73
37192	118
37502	118
37510	118
37512	118
37540	118
37546	118
37547	118
37556	118
37557	118
37560	118
37562	118
37577	118
37641	119
37642	119
37643	119
37644	119
37645	119
37647	119
37661	119
37662	119
37663	119
37664	119
37666	119
37687	119
37688	119
37689	119
37690	119
37BL	259
37CL	259
37QC	259
37RCL	259
38/15WE	259
38/1WE	259
38/20WE	259
38/25WE	259
381	106, 107, 12
382	111
38A0BL	259
38A0WE	259
38A1BL	259
38A1WE	259
38A3BL	259
38A3WE	259
38BL	259
38WE	259
393	370
394	102
395	99
3SPKNOBBL	205
3SPKNOBWE	205

4

Cat. No	Page No
400A2PMBL	205
400A2PMWE	205
400A3PMBL	205
400A3PMWE	205
400TMWE	205
400TWE	219
401	12, 258
401/1	258
401J	258

Cat. No	Page No
401L	258
402	258
402/1	258
4 020 36	6
4 020 37	6
4 020 38	6
403430	3, 4
403432	3, 4
403433	4
403434	3, 4
403435	4
403436	3, 4
403437	3, 4
403438	3, 4
403439	3, 4
403440	3, 4
403521	4
403524	3, 4
403526	3, 4
403527	4
403528	3, 4
403529	3, 4
403530	3, 4
403531	3, 4
403532	4
403533	3, 4
403534	3, 4
403538	4
403541	3, 4
403543	3, 4
403544	4
403545	3, 4
403546	3, 4
403547	3, 4
403548	3, 4
403549	3, 4
403550	3, 4
403551	3, 4
404	256
404904	12
404905	12
404906	12
404911	12
404912	12
404914	12
404917	12
404918	12
404926	12
404928	12
404937	12
404939	12
404941	12
404943	12
404944	12
404945	12
404988	12
404989	12
404990	12
404991	12
404993	12
404995	12
405	256
406	256
406276	46, 47
406412	5
406423	5
406432	5
406441	5
406449	5
406450	5
406461	5
406469	5
406470	5
407967	4
407969	4
407971	4
407972	4
407973	4
407974	4
407975	4
407976	4
407977	4
408027	4
408029	4
408031	4
408032	4
408033	4
408034	4
408035	4
408036	4
408037	4
408085	4
408087	4
408089	4
408090	4
408091	4

Cat. No	Page No
408092	4
408093	4
408094	4
408095	4
408143	4
408145	4
408147	4
408148	4
408149	4
408150	4
408151	4
408152	4
408153	4
410576	5
410605	5
410608	5
410636	5
410640	5
411047	47, 7
411048	7
411050	7
411051	7
411052	7
411053	7
411054	7
411121	7
411122	7
411124	7
411125	7
411126	7
411127	7
411128	3, 7
411129	3, 7
411131	3, 7
411132	3, 7
411133	3, 7
411134	3, 7
411233	7
411234	7
411235	46, 47, 7
411236	7
411237	7
411552	6
411554	6
411555	6
411556	6
411557	6
411559	6
411560	6
411561	6
411562	6
411564	6
411565	6
411566	6
411567	6
411570	6
411571	6
411574	6
411575	6
411576	6
411577	6
411759	6
411760	6
411761	6
411762	6
411764	6
411765	46, 47, 6
411766	6
411767	6
411774	6
411775	6
411776	6
411777	6
411780	6
411784	6
411785	6
411786	6
411787	6
412	96
412015	40, 272, 280, 284
412170	40
412171	40
412181	40, 267, 268, 282
412220	11
412224	46, 47
412225	46, 47
412230	11
412232	11
412233	11
412270	10
412272	10
412297	11
412298	11
412301	11

Cat. No	Page No
412303	10
412429	32
412430	32
412431	32
412503	32
412505	32
412509	32
412510	32
412514	31
412517	31
412521	32
412523	32
412524	32
412527	32
412533	32
412535	32
412536	32, 336
412541	32
412544	31
412551	31
412558	31
412561	31
412631	34, 36, 64
412641	36
412654	34, 36, 61
412657	36
412723	39
412724	39
412725	39
412726	39
412780	34
412790	34
412794	34, 56
412795	34
412812	34
412813	34, 56, 57
412872	36
412873	36
412900	5, 54
412901	5
412902	5, 54
412903	5
413	256
413LA	256
413S	256
414947	45
414948	45
414949	45
415929	10
415931	10
415932	10
415965	10
415967	10
415968	10
418891	7
418892	7
418893	7
418894	7, 46, 47
418895	7
418896	7, 47
418924	7
418925	7
418926	7
418927	7
418928	7
418929	7
418930	7
418932	7
418933	7
418934	7
418935	7
418936	7
418937	7
418938	7
418940	7
418941	7
418942	7
418943	7
418944	7
418945	7
418946	7
419837	3
419838	3
419840	3
419841	3
419842	3
419843	3
419844	3
419845	3
419846	3
42/120	224
42/120MT	224
42/220	224

Cat. No	Page No
42/220MT	224
42/235	224
42/235MT	224
42/320	224
42/320MT	224
42/335	224
42/355	224
429	255
429/2	255
429R	132, 184, 193, 217, 255
430	308, 309
435	132, 184, 217, 255
435/2	255
435BU20	255
450SMBL	205
450SMWE	205
475/2	219
475/2M	205
48806	366
48817	366
48875	366
488TRI3W	327, 328, 367
49983	55

5

Cat. No	Page No
504E	132
506L	132
51106	84
51110	84
51111	84
51126	85
51130	85
51131	85
51146	85
51150	85
51151	85
51161	84
51176	85
51180	85
51181	85
51190	84
51191	84
52042	85
52082	86
52203	86
52229	86
52243	85
52244	85
52283	86
52284	86
52702	86
52742	85
52762	85
52782	86
52919	86
52920	86
52936	83
52940	86
52943	85
52944	85
52946	83
52949	86
52983	86
52984	86
52986	83
53006	84
53010	84
53011	84
53046	85
53050	85
53051	86
53056	84
53060	84
53061	84
53076	85
53080	85
53081	85
53086	84
53090	84
53091	84
570000	141
570008	139
570010	139
570021	149
570033	141
570050	149
570051	149
570052	145
570053	142
570054	145
570055	298
570056	149

Cat. No	Page No
570057	150
570059	150
570060	154
570061	154
570075	146
570076	146
570077	146
570078	146
570079	146
571000	141
571008	139
571010	139
571021	149
571033	141
571050	149
571051	149
571052	145
571053	142
571054	145
571055	298
571056	149
571057	150
571059	150
571060	154
571061	154
571075	146
571076	146
571077	146
571078	146
571079	146
571302	298
571305	298
571400	154
571410	154
571437	296
571451	154
571452	154
571453	154
571502	293
571608	154
571609	154
571610	154
571611	154
571612	154
571613	154
571614	154
571615	154
571907	149
571910	156, 157, 158
571917	139
571919	139
571920	156, 157, 158
571928	139
571936	140
571937	140
571938	140
571939	140
571946	140
571947	140
571948	140
571949	140
571950	139
571957	149
571967	139
571969	139
571970	139
571978	139
571986	140
571987	140
571988	140
571989	140
571996	140
571997	140
571998	140
571999	140
572000	141
572001	141
572002	141
572003	141
572008	139
572010	139
572011	139
572015	141
572016	141
572021	149
572023	151
572030	141
572031	141
572032	141
572033	141
572038	139
572042	139
572044	139
572047	139
572048	139
572051	147, 216

Cat. No	Page No
572054	299
572055	144, 215
572056	141
572057	299
572071	146
572072	146
572076	148
572077	146
572078	146
572089	151
572090	151
572091	153
572092	153
572094	151
572096	151
572097	151
572111	149
572117	149
572118	149
572155	298
572163	149
572165	139
572166	139
572171	149
572188	139
572189	139
572192	139
572193	139
572201	145
572202	145
572203	145
572204	216, 299
572207	216
572213	142
572217	145
572218	145
572219	145
572220	145
572221	144, 215
572223	144, 215
572224	299
572226	144, 215
572227	144, 298
572230	298
572234	144
572235	296
572236	296
572238	142
572239	142
572253	298
572259	298
572263	145
572269	298
572270	153
572272	153
572274	153
572275	151
572276	153
572277	153
572278	153
572279	151
572280	153
572282	151
572284	153
572288	151
572300	149
572302	150, 380
572303	150
572306	150, 376
572307	154
572312	149
572313	149
572314	150, 380
572315	150
572316	380
572317	380
572319	154
572320	154
572321	154
572323	380
572324	150
572330	150
572331	150, 381, 382
572335	150
572337	150
572338	150
572341	154
572342	154
572343	154
572349	150, 376
572350	376
572351	376
572352	376
572353	380
572355	380
572357	376

Cat. No	Page No
572359	376
572360	145
572362	144
572363	144, 216
572382	139
572383	139
572384	139
572385	139
572388	139
572389	139
572390	155
572392	155
572393	155
572396	155
572452	144, 215
572453	144, 215
572454	144
572455	144
572456	144
572457	144
572476	151
572484	146
572500	141
572501	141
572502	141
572503	141
572508	139
572510	139
572511	139
572515	141
572516	141
572521	149
572530	141
572531	141
572532	141
572533	141
572538	139
572542	139
572544	139
572547	139
572548	139
572551	147
572554	299
572556	141
572557	299
572571	146
572572	146
572577	146
572578	146
572590	151
572591	153
572592	153
572594	151
572596	151
572597	151
572611	149
572617	149
572618	149
572653	298
572655	298
572663	149
572671	149
572684	149
572685	149
572701	145
572702	145
572703	145
572704	299
572713	142
572717	145
572718	145
572719	145
572720	145
572722	299
572724	299
572726	144
572727	144, 298
572730	298
572734	144
572735	296
572736	296
572738	142
572739	142
572753	298
572754	145
572755	145
572759	298
572763	145
572769	298
572770	153
572772	153
572773	153
572774	153
572775	151
572776	153
572777	153

Cat. No	Page No
572778	153
572779	151
572780	153
572782	151
572783	153
572784	153
572788	151
572800	149
572802	150, 380
572803	150
572806	150, 376
572812	149
572813	149
572814	150, 380
572815	150
572816	380
572824	150
572830	150
572831	150, 381, 382
572833	381, 382
572835	150
572837	150
572838	150
572839	380
572841	154
572842	154
572843	154
572849	150, 376
572850	376
572851	376
572852	376
572853	380
572854	380
572855	380
572857	376
572858	376
572859	376
572864	150
572865	150
572936	142, 143
572937	142
572939	143
572944	144
572945	144
572946	144
572947	144
573000	141
573001	141
573002	141
573034	141
573035	141
573036	141
573037	141
573038	141
573039	141
573040	141
573041	141
573042	141
573043	141
573044	141
573045	141
573046	141
573047	141
573048	141
573049	141
573050	141
573051	141
573052	141
573053	141
573054	141
573055	141
573056	141
573057	141
573058	141
573059	141
573063	140
573067	140
573073	140
573076	140
573077	140
573080	141
573086	154
573096	154
573100	141
573101	141
573102	141
573150	141
573151	141
573152	141
573153	141
573163	140
573173	140
573176	140
573177	140
573180	141
573186	154

Cat. No	Page No
573196	154
573222	299
573224	299
573234	299
573236	299
573284	299
573286	299
573294	299
573394	146
573455	143, 147
573502	297
573503	297
573504	297
573512	297
573513	297
573596	151
573655	147
573722	299
573724	299
573734	299
573736	299
573784	299
573786	299
573794	299
573904	290
573905	290
573912	290
573913	290
574005	147, 216
574046	293
574048	293
574055	147
574080	144
574082	144
574083	144
574084	144
574096	293
574098	293
574137	144
574138	144
574200	280
574201	279
574203	297
574204	280
574205	281
574207	281
574208	281
574209	279
574213	280
574214	281
574216	281
574217	281
574218	279
574219	280
574220	279
574222	280
574223	281
574225	281
574227	279
574228	280
574229	279
574232	281
574234	281
574235	281
574236	279
574237	280
574243	268, 279, 284
574244	281
574245	281
574246	281
574247	281
574252	271, 281, 284
574270	278
574273	278
574274	278
574275	278
574276	278
574279	278
574290	278
574291	278
574295	278
574297	278
574298	278
574299	278
574313	281
574315	281
574319	142
574326	278
574327	278
574328	278
574329	278
574339	142
574340	279
574342	279
574343	279
574346	296

Cat. No	Page No
574347	296
574348	296
574349	296
574394	296
574395	296
574396	296
574397	296
574404	297
574465	292
574467	292
574471	292
574473	292
574475	292
574476	291
574477	292
574479	292
574481	292
574483	292
574485	292
574487	292
574489	292
574493	292
574495	292
574503	290
574504	290
574547	292
574574	291
575070	157, 158, 298
575072	298
575073	298
575074	298
575130	154
575132	154
575140	154
575142	154
575210	298
575214	298
575360	154
575362	154
575370	157, 158
575410	154
575412	154
575430	157, 158
575630	157, 158
575634	157, 158
575654	157, 158
576000	156
576001	156
576002	156
576003	156
576011	156
576012	156
576013	155
576015	155
576016	155
576020	156
576021	156
576022	156
576040	157, 158
576700	157, 158
59260	83
59261	83
59262	83
59263	83
59264	83
59265	83
59266	83
59267	83
59326	85
59327	85
59336	86
59337	86
59346	84
59347	84
59376	84
59386	85
59387	85
59427	85
59428	85
59437	86
59438	86
59447	84
59448	84
59477	84
59478	84
59487	85
59488	85
59651	83
59652	83
59653	83
59655	83
59657	83
59658	83
59659	83
59661	83
59662	83

Cat. No	Page No
59663	83
59665	83
59667	83
59668	83
59669	83
59670	83
59681	83
59695	83

6

Cat. No	Page No
600NWE	219
600WE	219
600XWE	219
601206	69
601207	69
601208	69
601209	69
601974	68
601976	68
601978	68
601981	68
601981-HRP	68
601982	68
601982-HRP	68
601983	68
601983-HRP	68
601985	68
601985-HRP	68
601986	68
601986-HRP	68
601987	68
601987-HRP	68
601988	68
601WE	219
603770	35, 60
603771	35
610	207
630/3	327, 328
630/3A	327, 328
630/3ABL	327, 328
630/9-3W	327, 328
630R01WE	327, 328
630R02WE	327, 328, 366
630S01BL	327, 328
630S01WE	327, 328
630S02WE	327, 328, 366
630SM01BL	327, 328
630SM01WE	327, 328
632705	380
632779	376, 380
636095	93
636096	93
636100	116, 93
636101	116, 93
636102	93
636103	93
636105	93
636106	93
636107	93
636108	93
636109	93
636111	116, 93
636112	93
636113	93
636114	116, 93
636115	93
636116	93
636117	93
636118	116, 93
636119	93
636120	93
636121	93
636122	93
636123	93
636124	93
636125	93
636178	94
636200	93
636201	93
636202	93
636206	93
636207	93
636208	93
636212	93
636213	93
636217	93
643085	328, 329
643086	328, 332
643087	328, 329
643093	328, 329
646000	391
646001	391
646002	391
646003	391
646004	391

Cat. No	Page No	Cat. No	Page No	Cat. No	Page No	Cat. No	Page No	Cat. No	Page No
646005	391	659053LI	342	659322GA	348, 362	659612	350, 364	684506	343
646010	390	659056LI	339	659322MA	348, 362	659612D	350, 364	684507	343
646011	390	659057LI	339	659322SA	348, 362	659613	350, 364	684508	343
646012	390	659058LI	339	659323GA	348, 362	659623LI	347	684509	343
646013	390	659059LI	339	659323MA	348, 362	659624LI	340	684511/LI	343
646014	390	659060LI	339	659323SA	348, 362	659630LI	346	684512/LI	343
646015	390	659061LI	339	659324DM	348	664160	350, 365	684513/LI	343
646016	390	659062LI	339	659324GA	348, 362	664161	350, 365	684514/LI	343
646020	390	659063LI	339	659324MA	348, 362	664162	365	684515/LI	343
646021	390	659064LI	339	659324SA	348, 362	664164/D	350, 365	684650/D	344
646022	390	659065LI	347	659325GA	348, 362	664164/LI	350, 365	684650/LI	344
646023	390	659066LI	349, 363	659325MA	348, 362	664165/D	350, 365	684651/D	344
646024	390	659067LI	349, 363	659325SA	348, 362	664165/LI	350, 365	684651/LI	344
646025	390	659068LI	349, 363	659402	348, 362	664168/LI	350, 365	684652/D	344
646520	393	659069LI	349, 363	659403	348, 362	664169/LI	350, 365	684652/LI	344
646521	393	659070LI	350, 365	659404	348, 362	664172	350, 365	684659/LI	344
646814	389	659071LI	350, 365	659455	347	664173	350, 365	684660/LI	344
646815	389	659072LI	349, 363	659456	337, 341	664174	350, 365	684661/LI	344
646856	389	659073LI	349, 363	659457	337, 338	682083	336	684662/LI	344
646857	389	659074LI	339	659458	337, 338	682084	336, 76	684669/LI	344
646860	389	659075LI	339	659460	341	682085	336	684670/D	344
646861	389	659076LI	339	659461	341	682086	336	684670/LI	344
646870	389	659077LI	339	659464	342	682298	336, 353	684671/D	344
646894	391	659078LI	339	659465	342	682299	336	684671/LI	344
649101	92	659079LI	339	659500/LI	345	682369	347	684672/D	344
649103	92	659080LI	339	659501/LI	345	682370	336	684672/LI	344
649104	92	659081LI	339	659502/LI	345	682371	336	684680/LI	344
649107	92	659082LI	339	659503/LI	345	682372	336	684681/LI	344
649914	33	659084LI	344	659504/LI	345	682373	336	684682/LI	344
649917	33	659085LI	344	659505/LI	345	682374	336	684690	344
650331	371	659086LI	344	659506/LI	345	682375	336	684691	344
650390	371	659087LI	347	659507/LI	345	682376	336	684692	344
650ET1WE	219	659088LI	337	659508/LI	346	682377	336	684730/D	340
650ETWE	219	659089LI	337	659509/LI	346	682430	365	684730/LI	340
651300	92	659090LI	337	659510/LI	346	682431	365	684731/D	340
651301	92	659091LI	337	659511/LI	346	682432	365	684731/LI	340
651302	92	659092LI	337	659515D	347	682433	365	684733/D	340
651303	92	659093LI	337	659515LI	347	684431	339	684733/LI	340
651304	92	659102LI	350, 364	659516LI	347	684431/D	339	684737	340
651305	92	659103LI	350, 364	659517LI	347	684432	339	684740/LI	340
651306	92	659104LI	350, 364	659526LI	350, 364	684432/D	339	684741/LI	340
651307	92	659105LI	350, 364	659527LI	350, 364	684433	339	684743/LI	340
651308	92	659106LI	350, 364	659528LI	350, 364	684433/D	339	684770/D	342
659000LI	341	659107LI	350, 364	659529LI	350, 364	684434	339	684770/LI	342
659001LI	341	659108LI	337	659530LI	350, 364	684434/D	339	684771/D	342
659002LI	341	659109LI	337	659531LI	350, 364	684435	339	684771/LI	342
659003LI	340	659110LI	337	659536LI	337	684435/D	339	684772/D	342
659004LI	340	659111LI	337	659537LI	337	684436	339	684772/LI	342
659005LI	340	659112LI	337	659538LI	337	684436/D	339	684773/D	342
659006LI	340	659113LI	337	659539LI	337	684437/D	339	684773/LI	342
659007LI	345	659114LI	337	659540LI	337	684437/LI	339	684774/D	342
659008LI	345	659115LI	337	659541LI	337	684438/LI	339	684774/LI	342
659009LI	345	659116LI	337	659542LI	337	684439	339	684775/D	342
659010LI	345	659117LI	338	659543LI	337	684439/D	339	684775/LI	342
659011LI	346	659118LI	338	659544LI	337	684440	339	684776/D	342
659012LI	346	659119LI	338	659545LI	337	684440/D	339	684776/LI	342
659013LI	345	659120LI	338	659546LI	337	684441	339	684777/D	342
659014LI	345	659121LI	338	659547LI	337	684441/D	339	684777/LI	342
659015LI	345	659122LI	338	659548LI	337	684443/D	339	684778/D	342
659016LI	345	659123LI	338	659549LI	337	684443/LI	339	684778/LI	342
659017LI	346	659124LI	338	659550LI	337	684444/LI	339	684779/D	342
659018LI	346	659125LI	338	659551D	346	684481/D	343	684779/LI	342
659019LI	346	659126LI	338	659551LI	346	684481/LI	343	684780/LI	342
659020LI	347	659127LI	338	659552LI	346	684482/D	343	684781/LI	342
659021LI	346	659128LI	338	659553D	347	684482/LI	343	684782/LI	342
659022LI	346	659129LI	338	659553LI	347	684483/D	343	684783/LI	342
659023LI	343	659130LI	338	659554LI	347	684483/LI	343	684784/LI	342
659024LI	343	659131LI	338	659555LI	338	684484/D	343	684785/LI	342
659025LI	343	659135LI	341	659556LI	338	684484/LI	343	684786/LI	342
659026LI	343	659136LI	341	659557LI	338	684485/D	343	684787/LI	342
659027LI	343	659137LI	341	659558LI	338	684485/LI	343	684788/LI	342
659028LI	343	659138LI	341	659559LI	338	684486/D	343	684789/LI	342
659029LI	343	659139LI	341	659560LI	338	684486/LI	343	684850/D	345
659030LI	343	659140LI	341	659561LI	338	684487/D	343	684852/D	345
659031LI	343	659180	336	659562LI	338	684487/LI	343	684853/D	345
659032LI	343	659181	336	659563LI	338	684488/D	343	684854/D	345
659033LI	343	659182	336	659564LI	338	684488/LI	343	685030/LI	346
659034LI	343	659183	336	659565LI	338	684489/D	343	685031/LI	346
659035LI	343	659184	336	659566LI	338	684489/LI	343	685032/LI	346
659036LI	343	659185	336	659567LI	338	684490/D	343	685033/LI	346
659037LI	343	659187	336	659568LI	338	684490/LI	343	685034	346
659038LI	344	659188	336	659569LI	338	684491/LI	343	685035	346
659039LI	344	659310GA	348, 362	659573LI	341	684492/LI	343	685036	346
659040LI	344	659310MA	348, 362	659574LI	341	684493/LI	343	685037	346
659041LI	344	659310SA	348, 362	659575LI	341	684494/LI	343	685040	349, 363
659042LI	344	659311GA	348, 362	659576LI	341	684495/LI	343	685041	349, 363
659043LI	344	659311MA	348, 362	659577LI	341	684496/LI	343	685042	349, 363
659044LI	342	659311SA	348, 362	659578LI	341	684497/LI	343	685043	349, 363
659045LI	342	659320DM	348	659579/LI	344	684498/LI	343	685050/D	349, 363
659046LI	342	659320GA	348, 362	659580/LI	344	684499/LI	343	685050/LI	349, 363
659047LI	342	659320MA	348, 362	659608	350, 364	684500/LI	343	685051/LI	349, 363
659048LI	342	659320SA	348, 362	659608D	350, 364	684501/LI	343	685053/LI	349, 363
659049LI	342	659321GA	348, 362	659609	350, 364	684502/LI	343	685060/LI	349, 363
659050LI	342	659321MA	348, 362	659610	350, 364	684503/LI	343	685061/LI	349, 363
659051LI	342	659321SA	348, 362	659610D	350, 364	684504/LI	343	685063/LI	349, 363
659052LI	342	659322DM	348	659611	350, 364	684505/LI	343	685070	349, 363

Cat. No	Page No
685071	349, 363
685072	349, 363
685073	349, 363
685080/D	349, 363
685080/LI	349, 363
685081/LI	349, 363
685083/LI	349, 363
685090/LI	349, 363
685091/LI	349, 363
685093/LI	349, 363
685100LI	342
685102LI	346
685204/LI	345
685205/LI	345
685206/LI	345
685207/LI	345
685208/LI	345
685209/LI	345
685210/LI	345
685211/LI	345
685212/LI	346
685213/LI	346
685214/LI	346
685215/LI	346
686200/D	341
686200/LI	341
686203/LI	341
686206/D	341
686206/LI	341
686207/LI	341
686208/D	341
686208/LI	341
686211/LI	341
686215	341
686216	340, 341, 342
686235	340, 341, 342
686236	340, 341, 342
686260	340, 341, 342
686261	340, 341, 342
686262	340, 341, 342
686263	340, 341
686264	340, 341
686265	340, 341
686266	346
686267	346
686268	346
686269	346
686270	340, 341, 342
689028	155
689036	155, 157, 158
689038	155, 157, 158

7

Cat. No	Page No
700TWE	219
707MAM	204
707MRED	204
707SM24VGR	204
711	184, 255
712	184, 192, 217, 255
716	255
717/1	160, 255
718/13	255
718/8	255
719	255
719/1	255
720	113, 116, 71, 72, 93
738KLN15WE	220
738KLWE	220
74703BL	256
74703WE	256
74704WE	256
74705WE	256
74706BL	256
74706WE	256
749	256
749S	256
751	10, 256
768PMWE	204
769MWE	204
769P15MBL	204
769P15MWE	204
769P20MBL	204
769P20MWE	204
769PMBL	204
769PMWE	204
770/0BL	222
770/0WE	222
770/15MBL	204
770/15MWE	204
770/1D1PLWE	222
770/1D3PLWE	222
770/1FCXWE	221
770/1KLIWE	219

Cat. No	Page No
770/1KLOWE	219
770/1PLWE	222
770/1RJ2WE	221
770/1WE	219
770/202KTM	205
770/202MBL	204
770/202MWE	204
770/20KTM	205
770/20MBL	204
770/20MWE	204
770/2D3PLWE	222
770/2PLWE	222
770/2RJ2WE	221
770/2WE	219
770/35MBL	204
770/35MENGWE	204
770/35MH/PLATEW	204
770/35MHOBWE	204
770/35MOVENWE	204
770/35MRANGEWE	204
770/35MSTOVEWE	204
770/35MWE	204
770/3PLWE	222
770/3WE	219
770/4PLWE	222
770/4WE	219
770CXMBL	206
770CXMWE	206
770DMBL	204
770DMHEAT/HWE	204
770DMWE	204
770IMBL	204
770IMWE	204
770KLIMWE	205
770KLIOMWE	205
770KLOMWE	205
770KT1	219
770KT14	219
770KT4	219
770L12CXWE	206
770LLMBL	204
770LLMWE	204
770MBL	204
770MFANWE	204
770MHEATWE	204
770MLIGHTWE	204
770MPRINTWE	204
770MWE	204
770REL1	219
770RMBL	204
770RMWE	204
770RS180MWE	205
770RS270MWE	205
770RS360MWE	205
770T3	219
770USB1CMBL	206
770USB1CMWE	206
770USB2ACMBL	206
770USB2ACMWE	206
770USB2PSAMBL	206
770USB2PSAMWE	206
770XMBL	205
770XMWE	205
777BL	220
777EL10	221
777EL10/1015	221
777EL10ES	221
777EL10N	221
777EL10N3	221
777EL30	221
777EL30ES	221
777EL30G	221
777EL30G1015	221
777EL30M	221
777IDCL	221
777NSRED	220
777PWE	220
777WE	220
777XSWE	220
777XWE	220
77811	225
77812	225
77813	225
77814	225
77821	225
77822	225
77823	225
77841	225
77851	225
77852	225
77853	225
77866	226
77867	225
77868	225
77874	225
77875	225

Cat. No	Page No
77880	226
77881	226
77883	226
77884	226
77885	226
77886	226
77887	226
77890	226
77892	226
77893	224
77894	224
77896	226
787/15BL	220
787/15WE	220
787/20WE	220
787/25WE	220
787/2XWE	220
787DIN	8
787DIN15	8
787NSWE	220
787WE	220
787XNV	220
787XNV15	220
787XWE	220
788PXPWE	220
788PXWE	220
790BL	220
790WE	220
792/1015WE	221
792/15WE	221
792BL	220
798HWE	220
798VWE	220

8

Cat. No	Page No
800/2CL	258
800/2CL1	258
800/2CL3BU	258
800/2CL3WE	258
800/2WE	258
80051	132, 226
80052	226
80053	226
80067	226
800FBL	206
800FWE	206
800LH	258
800RJU/HWE	206
800WE	258
801	375
801/1BL	160
801/1WE	160
80151	132
80251	226
80WE	325
84WE	325
883MBL	205
883MWE	205

9

Cat. No	Page No
90/15WE	259
90/20WE	259
90/25WE	259
90BL	259
920	111, 307, 308
92122	91
94WE	259
953	398
954	184, 192, 217, 255
954R	255

A

Cat. No	Page No
A770/1WE	219
A770/2WE	219
AD1003	306
AD1503	306
AJ236HT	320
AL770/11PLWE	222
AL770/12PLWE	222
AL770/21PLWE	222
AL770/22PLWE	222
AODR60BL	321
AODR60SS	321
AR400A2PMALU	138
AR400A2PMCHP	138
AR400A2PMMGN	138
AR400A2PMWE	138
AR400A3PMALU	138
AR400A3PMCHP	138
AR400A3PMMGN	138
AR400A3PMWE	138
AR400TMMGN	138

Cat. No	Page No
AR400TMWE	138
AR450SMMGN	138
AR450SMWE	138
AR769P16MMGN	137
AR769P16MWE	137
AR770/1ALU	135
AR770/1CHP	135
AR770/1GOALU	135
AR770/1GOCHP	135
AR770/1GOMGN	135
AR770/1GOWE	135
AR770/1HALU	135
AR770/1HCHP	135
AR770/1HMGN	135
AR770/1HWE	135
AR770/1MGN	135
AR770/1WE	135
AR770/202MALU	137
AR770/202MCHP	137
AR770/202MMGN	137
AR770/202MWE	137
AR770/2ALU	135
AR770/2CHP	135
AR770/2GOALU	135
AR770/2GOCHP	135
AR770/2GOMGN	135
AR770/2GOWE	135
AR770/2HALU	135
AR770/2HCHP	135
AR770/2HMGN	135
AR770/2HWE	135
AR770/2MGN	135
AR770/2WE	135
AR770/35MALU	137
AR770/35MCHP	137
AR770/35MMGN	137
AR770/35MWE	137
AR770/3ALU	135
AR770/3CHP	135
AR770/3GOALU	135
AR770/3GOCHP	135
AR770/3GOMGN	135
AR770/3GOWE	135
AR770/3HALU	135
AR770/3HCHP	135
AR770/3HMGN	135
AR770/3HWE	135
AR770/3MGN	135
AR770/3WE	135
AR770/4ALU	135
AR770/4CHP	135
AR770/4GOALU	135
AR770/4GOCHP	135
AR770/4GOMGN	135
AR770/4GOWE	135
AR770/4HALU	135
AR770/4HCHP	135
AR770/4HMGN	135
AR770/4HWE	135
AR770/4MGN	135
AR770/4WE	135
AR770/5ALU	135
AR770/5CHP	135
AR770/5GOALU	135
AR770/5GOCHP	135
AR770/5GOMGN	135
AR770/5GOWE	135
AR770/5HALU	135
AR770/5HCHP	135
AR770/5HMGN	135
AR770/5HWE	135
AR770/5MGN	135
AR770/5WE	135
AR770/6ALU	135
AR770/6CHP	135
AR770/6GOALU	135
AR770/6GOCHP	135
AR770/6GOMGN	135
AR770/6GOWE	135
AR770/6HALU	135
AR770/6HCHP	135
AR770/6HMGN	135
AR770/6HWE	135
AR770/6MGN	135
AR770/6WE	135
AR770IMMGN	137
AR770IMWE	137
AR770MALU	137
AR770MCHP	137
AR770MMGN	137
AR770MWE	137
AR770USB1CMMGN	146
AR770USB1CMWE	146, 218
AR770USB2ACMMGN	146
AR770USB2ACMWE	146, 218
AR770USB2PSAMMG	146

Cat. No	Page No
AR770USB2PSAMWE	146, 218
AR770XMMGN	137
AR770XMWE	137
AR777AALU	136
AR777ACHP	136
AR777ALU	136
AR777AMGN	136
AR777AWE	136
AR777CHP	136
AR777MGN	136
AR777USB1CMGN	136
AR777USB1CWE	136
AR777USB2ACWE	136
AR777WE	136
AR777XALU	136
AR777XCHP	136
AR777XMGN	136
AR777XWE	136
AR787/15AMALU	136
AR787/15AMCHP	136
AR787/15AMMGN	136
AR787/15AMWE	136
AR787AMALU	136
AR787AMCHP	136
AR787AMMGN	136
AR787AMWE	136
AR787ARMALU	136
AR787ARMCHP	136
AR787ARMMGN	136
AR787ARMWE	136
AR883MALU	137
AR883MCHP	137
AR883MENGMGN	137
AR883MENGWE	137
AR883MMGN	137
AR883MWE	137
AR970LBPMWE	137
AR970LIMMWE	137
AR970LMWE	137
ARPBCOV970LALU	137
ARPBCOV970LCHP	137
ARPBCOV970LMGN	137
ARUSBN2ACMWE	146
ARUSBN2ACMMGN	146
ARUSBN2CMWE	146
ARUSBN2CMMGN	146
AWNBKITALU	275
AWNBKITCHP	275
AWNBKITMGN	275
AWNBKITWE	275
AWNEKITALU	275
AWNEKITCHP	275
AWNEKITMGN	275
AWNEKITWE	275
AWNHDM1CHP	276
AWNHDM1MGN	276
AWNHDM2CHP	276
AWNHDM2MGN	276
AWNHDM3MGN	276
AWNHGPOALU	277
AWNHGPOCHP	277
AWNHGPOMGN	277
AWNHGPOWE	277
AWNHSW1ALU	276
AWNHSW1CHP	276
AWNHSW1MGN	276
AWNHSW1WE	276
AWNHSW2ALU	276
AWNHSW2CHP	276
AWNHSW2MGN	276
AWNHSW2WE	276
AWNHSW3ALU	276
AWNHSW3CHP	276
AWNHSW3MGN	276
AWNHSW3WE	276
AWNSKITALU	275
AWNSKITCHP	275
AWNSKITMGN	275
AWNSKITWE	275
AWNVBLIALU	277
AWNVBLICHP	277
AWNVBLIMGN	277
AWNVBLIWE	277
AWNVDM1CHP	276
AWNVDM1MGN	276
AWNVDM2CHP	276
AWNVDM2MGN	276
AWNVSW1ALU	276
AWNVSW1CHP	276
AWNVSW1MGN	276
AWNVSW1WE	276
AWNVSW2ALU	276
AWNVSW2CHP	276
AWNVSW2MGN	276
AWNVSW2WE	276
AWNWBLIALU	278

Cat. No	Page No
AWNWBLICHP	278
AWNWBLIMGN	278
AWNWBLIWE	278
AWNWMSALU	278
AWNWMSCHP	278
AWNWMSMGN	278
AWNWMSWE	278
AWNWNDALU	278
AWNWNDCHP	278
AWNWNDMGN	278
AWNWNDWE	278
AWNWSW1ALU	278
AWNWSW1CHP	278
AWNWSW1MGN	278
AWNWSW1WE	278
AWNWSW2ALU	278
AWNWSW2CHP	278
AWNWSW2MGN	278
AWNWSW2WE	278

B

B135	8
B180	8
B280	8
B380	8
BH1WE	304, 310
BH2DWE	304
BH2NDWE	304
BH4DWE	304
BH4NDWE	304
BHD6224LWE	304
BT3454	293

C

C20PS25P	91
C20S20P	91
C25S25P	91
CC503	132
CD107	263
CDCB108	8
CDCB116	8
CDCB132	8
CF12H316L	308, 309
CF12H4WE	308, 309
CF12HBS	308, 309
CF12HWE	308
CF12JWE	308, 309
CF14H4WE	308, 309
CF14HBS	308, 309
CF14HWE	308
CF9HBS	308, 309
CF9HWE	308
CFCLBS	308
CFCLWE	308
CFDR1500HWE	308
CFDR1500JWE	308
CFDR750HBS	308
CFDR750HWE	308
CFOLLEDBS	308
CFOLLEDWE	308
CL3B	258
CL4B	258
CM400T/2WE	212
CM400THWE	211
CM400TSW/2NWE	212
CM400TSW/2WE	212
CM400TWE	212
CM435/2	217
CM777AWE	213
CM777NWE	213
CM777WE	213
CM787/15NWE	213
CM787/15WE	213
CM787NWE	213
CM787WE	213
CM910/15HNWE	211
CM910/15NWE	212
CM910/15WE	212
CM910/1FFWE	213
CM910/1HLNWE	211
CM910/1HLWE	211
CM910/1HNWE	211
CM910/1HRDLWE	211
CM910/1HRDWE	211
CM910/1HWE	211
CM910/1IMHLWE	211
CM910/1IMHRDWE	211
CM910/1IMHWE	211
CM910/1IMWE	212
CM910/1NWE	212
CM910/1PWE	213
CM910/1RDWE	212
CM910/1RJ45HWE	213
CM910/1WE	212
CM910/20DPRDWE	212
CM910/35HWE	211
CM910FC3WE	212
CM910MBLANKWE	215
CM910PLWE	215, 216
CM910SF	217, 218
CM910SHROUD	218
CM910XWE	212
CM920/1FC3HWE	211
CM920/1FC3WE	212
CM920/2FFWE	213
CM920/2HNWE	211
CM920/2HRDWE	211
CM920/2HWE	211
CM920/2NWE	212
CM920/2RDWE	212
CM920/2RJ45FHWE	213
CM920/2RJ45HWE	213
CM920/2RJ45PHWE	213
CM920/2WE	212
CM920/3HNWE	211
CM920/3HRDWE	211
CM920/3HWE	211
CM920PLBLANKWE	217
CM920PLWE	217
CM920SF	217, 218
CM920SHROUD	218
CM920V1PLWE	217
CM920V2PLWE	217
CM940/3RDWE	212
CM940/3WE	212
CM940/4NWE	212
CM940/4RDWE	212
CM940/4RJFFPWE	213
CM940/4WE	212
CM940/6WE	212
CM940CCLIP	217
CM940PLWE	217
CM940RENDERBR	217
CM940SF	217, 218
CM940SHROUD	218
CM940STUDBR	218
CM940WALLBOX	217
CMAR2MSF	216, 217
CMAR3MPLWE	217
CMAR3MSF	217
CMKNOBWE	214
CMM400TWE	214
CMM787LWE	214
CMM787RWE	214
CMM910/15WE	214
CMM910/35WE	214
CMM910/770AWE	215
CMM910IMWE	214
CMM910LNWE	214
CMM910LRDWE	214
CMM910LWE	214
CMM910NWE	214
CMM910PWE	215
CMM910RDWE	214
CMM910RNWE	214
CMM910RRDWE	214
CMM910RWE	214
CMM910VNWE	214
CMM910VWE	214
CMM910WE	214
CMM910XWE	214
CMM920/3NWE	214
CMM920/3WE	214
CMM920/770AWE	215, 218
CMM920FFLWE	215
CMM920FFRWE	215
CMM920PLWE	215
CMM920PRWE	215
CMMRJ45C6LWE	215
CMMRJ45C6RWE	215
CMMRJ45C6WE	215

D

D1002/1	259
D104PA6	260
D104PACC	260
D104PAUSBACWE	260
D104PAUSBWE	260
D104PAWE	260
D104WE	260
D105/1	260
D105/12TRPPBL	260
D105/1BL	260
D105/4TRPA	260
D105/4TRPABL	260
D105/5TRPA	260
D105MS4WE	260
D105MS6WE	260
D105PA6	260
D105PA8	260
D105PA8BL	260
D105PAUSBWE	260
D105PBOSS5	261
D105PBOSSELPA8	261
D105PBOSSPA4	261
D105PBOSSPA6	261
D105POD4	260
D105SSPA4	260
D105SSPA4BL	260
D105TVAV8BL	260
D121	264
D121A	264
D121E	264
D121UK	264
D122	264
D2/2WE	264
D204PA6TRSPBL	260
D204PAUSBAACBL	260
D204PAUSBAACWE	260
D2LWE	264
D2PA	264
D2PAB	264
D2USB	264
D2USB121	264
D2WE	264
D332WE	325
D359WE	325
D35P6	258
D5100	259, 263
D5101	259, 263
D5MBL	199
D5MWE	199
D641/B	300
D641/BFL	300
D641/BLR	300
D641/BPCC	300
D641/BPWE	300
D641/PI	300
D641/PIFL	300
D641/PILR	300
D642/01	300
D642/012R	300
D642/L1	300
D642/L2	300
D770CXFP	206
D809/1DP	264
D810/2DP	264
D810SLIMDP	264
D817/2DP	264
D817SLIMDP	264
D817SLIMTPDP	264
D818DP	264
D818ODDP	264
D819/2DP	264
D9500WE	325
DC2016GR	92
DC2020GR	92
DC2025GR	92
DC2032GR	92
DF20	325
DF40	325
DGLS150	322
DLI110TRIWE	319
DLI12501	319
DLI12502	319
DLI150TRIWE	319
DLI903KTILTWE	319
DLI904KTILTWE	319
DLI90BTWE	319
DLI90TRIBC	319
DLI90TRIBL	319
DLI90TRIWE	319
DLIFF90TRIDWE	319
DLIR90CH	319
DMCB25	8
DQ001	258
DQ002	258
DQ003	258
DQ004	258
DQ005	258
DQ006	258
DQ007	258
DQ008	258
DQ009	258
DQ010	258
DQ011	258
DQ105	258
DQ107	258
DQ108	258
DQ109	258
DQ110	258
DQ111	258
DQ201	258
DSLBAT4	322
DTG-P	294

E

E12TM100S-XX	76
E36W100A	75
E46ADCN	287
E49	287
E60W100A	75
EA140UG	183, 256
EA143/2H	184, 192
EA143/2W	184, 192
EA143/3H	184, 192
EA143/3W	184, 192
EA143/4H	184, 192
EA170CPLSS	194
EA170PLSS	194
EA2100PLSS	194
EA2270CPLSS	194
EA2270PLSS	194, 246
EA2370CPLSS	194
EA2370PLSS	246
EA270CPLSS	194
EA270PLSS	194
EA3100PLSS	194
EA3370CPLSS	194, 246
EA3470CPLSS	194, 246
EA3470PLSS	194
EA370CPLSS	194
EA370PLSS	194
EA470CPLSS	194
EA470PLSS	194
EA503/2H	184, 192
EA503/2W	184, 192
EA503/3H	184, 192
EA503/3W	184, 192
EA503/4H	184, 192
EA570CPLSS	194, 246
EA570PLSS	194
EA751	183, 193
EA910/0BL	183
EA910/0UG	183
EA910/0WE	183, 191
EA910/1BL	183
EA910/1UG	183
EA910/1WE	191
EA910/2BL	183
EA910/2UG	183
EA910/2WE	183, 191
EA910PMAWE	183, 191
EA920PMAWE	183, 191
EABOX170	193
EABOX2100	193
EABOX270	193, 246
EABOX3100	193
EABOX370	193, 246
EABOX470	193, 246
EABOX570	193
EACIDLABELBU	183, 192
EACIDLABELRED	183, 192
EACIDLABELWE	183, 192
EACIDLABELYE	183, 192
EADIMKNOBUG	174
EAEPJUNCTION	193
EAEPNODE	193
EAFANKNOBBL	174
EAFANKNOBUG	174
EAFANKNOBWE	174
EAPP	183
EAPWD5GKIT	183
EAPWD6GKIT	183
EAPWDSCREW	183
EBDBB	366
EBD-ENCIP1	366
EBDHS-AT-DD-A2	366
EBDHS-AT-PRM-A2	366
EBDHS-DD	366
EBDHS-PRM	366
EBDSPIR-AT-DDA2	366
EBDSPIR-ATPRMA2	366
EBDSPIR-DD	366
EBDSPIR-PRM	366
EBDSPIR-PRM-2CH	366
EC510WE	191
EC511WE	191
EC770/0GPLCAWE	187
EC770/0GPLWE	185
EC770/1CAWE	187
EC770/1GPLCAWE	187
EC770/1GPLWE	185
EC770/1HCAWE	187
EC770/1HIPWE	180
EC770/1IPWE	180
EC770/1WE	180
EC770/2CAWE	187
EC770/2GPLCAWE	187
EC770/2GPLWE	185
EC770/2HCAWE	187
EC770/2HIPWE	180
EC770/2IPWE	180
EC770/2WE	180
EC770/3CAWE	187
EC770/3GPLCAWE	187
EC770/3GPLWE	185
EC770/3HCAWE	187
EC770/3WE	180
EC770/40DPCTPWE	180
EC770/40DPWE	180
EC770/40WE	180
EC770/4CAWE	187
EC770/4GPLCAWE	187
EC770/4GPLWE	185
EC770/4HCAWE	187
EC770/4WE	180
EC770/5GPLCAWE	187
EC770/5GPLWE	185
EC770/5WE	180
EC770/6GPLCAWE	187
EC770/6GPLWE	185
EC770/6WE	180
EC777/15DPWE	181
EC777/15WE	181
EC777/15XWE	181
EC777AWE	181
EC777CABE	189
EC777CABU	190
EC777CARD	190
EC777CAWE	190
EC777DPWE	181
EC777EL10CABE	189
EC777EL10CABU	190
EC777EL10CARD	190
EC777EL10CAWE	190
EC777EL10IDCABE	189
EC777EL10IDCABU	190
EC777EL10IDCARD	190
EC777EL10IDCAWE	190
EC777EL30CAWE	190
EC777IDCABE	189
EC777NCABU	188
EC777NCARD	188
EC777NCAWE	188
EC777NIDCABU	188
EC777NIDCARD	188
EC777NIDCAWE	188
EC777RWE	181
EC777USB2IACWE	181
EC777USB2IWE	181
EC777WE	181
EC777XCABU	190
EC777XCARD	190
EC777XCAWE	190
EC777XWE	181
EC787/15CABE	189
EC787/15DPWE	182
EC787/15NCABU	189
EC787/15NCARD	189
EC787/15NCAWE	189
EC787/15WE	182
EC787/15XWE	182
EC787/20WE	182
EC787/25WE	182
EC787/2XWE	182
EC787A/15WE	182
EC787ARWE	182
EC787AWE	182
EC787CABE	189
EC787CAWE	190
EC787DPWE	182
EC787IDCABE	189
EC787NCABU	188
EC787NCARD	188
EC787NCAWE	188
EC787NIDCABU	188
EC787NIDCARD	188
EC787NIDCAWE	188
EC787RWE	182
EC787WE	182
EC787XCAWE	190
EC787XWE	182
EC910GPLWE	185
EC914WE	187
EC920GPLWE	185
ECBPASIGN	191
ECCPASIGN	191
ECCW2HBRKT	192
ECCW2HPLWE	185, 192
ECCW2WPLWE	185, 192
ECCW3HBRKT	192
ECCW3HPLBU	192
ECCW3HPLRD	192
ECCW3HPLWE	185, 192
ECCW3WPLWE	185, 192

Cat. No	Page No
ECCW4HBRKT	192
ECCW4HPLWE	185, 192
ECCWGPLWE	183, 185
ECCWPLCAWE	192
ECCWPLWE	185
ECEES/1GCAWE	193
ECEES/2GCAWE	193
ECEL10HN2IDCABU	191
ECEL10HN2IDCARD	191
ECEL10HN2IDCAWE	191
ECEL10N2CABU	191
ECEL10N2CARD	191
ECEL10N2CAWE	191
ECEL10N2IDCABU	191
ECEL10N2IDCARD	191
ECEL10N2IDCAWE	191
ECFRAME	177, 183
ECGAS1GPLCAWE	193
ECGAS2GPLCAWE	193
ECUPSALCABU	191
ECV777CAWE	190
ECV777NCABU	188
ECV777NCARD	188
ECV777NCAWE	188
ECV777WE	181
ECV777XCAWE	190
ECV777XWE	181
ECV787/15NCABU	189
ECV787/15NCARD	189
ECV787/15NCAWE	189
ECV787/15WE	182
ECV787/2XWE	182
ECV787A/15WE	182
ECV787ARWE	182
ECV787CABU	188
ECV787CARD	188
ECV787CAWE	188, 190
ECV787NCABU	188
ECV787NCARD	188
ECV787NCAWE	188
ECV787NIDCABU	188
ECV787NIDCARD	188
ECV787NIDCAWE	188
ECV787RWE	182
ECV787WE	182
ECV787XCAWE	190
ECV787XWE	182
ECVAVALBU	191
ECVAVALRD	191
ECVAVALWE	191
ED20A/4KTUG	178
ED20A/4KTWE	178
ED3FCWE	168, 308, 309
ED770/0GPLBL	178
ED770/0GPLUG	178
ED770/0GPLWE	178
ED770/1BL	167
ED770/1GPLBL	178
ED770/1GPLMB	178
ED770/1GPLMW	178
ED770/1GPLUG	178
ED770/1GPLWE	178
ED770/1HIPWE	168
ED770/1HMB	167
ED770/1HWE	167
ED770/1IPUG	168
ED770/1IPWE	168
ED770/1MB	167
ED770/1MW	167
ED770/1UG	167
ED770/1WE	167
ED770/2BL	167
ED770/2GPLBL	178
ED770/2GPLMB	178
ED770/2GPLMW	178
ED770/2GPLUG	178
ED770/2GPLWE	178
ED770/2HIPWE	168
ED770/2HMB	167
ED770/2HWE	167
ED770/2IPUG	168
ED770/2IPWE	168
ED770/2MB	167
ED770/2MW	167
ED770/2PLBL	179
ED770/2PLMS	179
ED770/2PLUG	179
ED770/2PLWE	179
ED770/2UG	167
ED770/2WE	167
ED770/3BL	167
ED770/3FLHCWE	168, 304
ED770/3FLHWE	168, 304
ED770/3GPLBL	178
ED770/3GPLMB	178
ED770/3GPLMW	178

Cat. No	Page No
ED770/3GPLUG	178
ED770/3GPLWE	178
ED770/3HMB	167
ED770/3HWE	167
ED770/3IPWE	168
ED770/3MB	167
ED770/3MW	167
ED770/3PLBL	179
ED770/3PLMS	179
ED770/3PLUG	179
ED770/3PLWE	179
ED770/3UG	167
ED770/3WE	167
ED770/40DPCTPUG	167
ED770/40DPUG	167
ED770/40DPWE	167
ED770/40WE	167
ED770/4BL	167
ED770/4FLHHCWE	168, 304
ED770/4FLHHWE	168
ED770/4GPLBL	178
ED770/4GPLMB	178
ED770/4GPLMW	178
ED770/4GPLUG	178
ED770/4GPLWE	178
ED770/4HMB	167
ED770/4HWE	167
ED770/4IPWE	168
ED770/4MB	167
ED770/4MW	167
ED770/4PLBL	179
ED770/4PLMS	179
ED770/4PLUG	179
ED770/4PLWE	179
ED770/4UG	167
ED770/4WE	167
ED770/5BL	167
ED770/5GPLBL	178
ED770/5GPLMB	178
ED770/5GPLMW	178
ED770/5GPLUG	178
ED770/5GPLWE	178
ED770/5HMB	167
ED770/5HWE	167
ED770/5MB	167
ED770/5MW	167
ED770/5PLBL	179
ED770/5PLMS	179
ED770/5PLUG	179
ED770/5PLWE	179
ED770/5UG	167
ED770/5WE	167
ED770/6BL	167
ED770/6GPLBL	178
ED770/6GPLMB	178
ED770/6GPLMW	178
ED770/6GPLUG	178
ED770/6GPLWE	178
ED770/6HMB	167
ED770/6HMW	167
ED770/6HWE	167
ED770/6MB	167
ED770/6MW	167
ED770/6PLBL	179
ED770/6PLMS	179
ED770/6PLUG	179
ED770/6PLWE	179
ED770/6UG	167
ED770/6WE	167
ED777/15UG	169
ED777/15WE	169
ED7774BL	169
ED7774UG	169
ED7774WE	169
ED777ABL	169
ED777AESUG	169
ED777AESWE	169
ED777APLWE	179
ED777AUG	169
ED777AWE	169
ED777BL	169
ED777DPUG	169
ED777DPWE	169
ED777EL10UG	169
ED777EL10WE	169
ED777EL30UG	169
ED777EL30WE	169
ED777ESUG	169
ED777ESWE	169
ED777MB	169
ED777MW	169
ED777PLBL	179
ED777PLMS	179
ED777PLUG	179
ED777PLWE	179
ED777RUG	169

Cat. No	Page No
ED777RWE	169
ED777UG	169
ED777USB1CBL	169
ED777USB1CUG	169
ED777USB1CWE	169
ED777USB2ACBL	169
ED777USB2ACWE	169
ED777USB2IACBL	169
ED777USB2IACMB	169
ED777USB2IACMW	169
ED777USB2IACWE	169
ED777USB2IBL	169
ED777USB2IMB	169
ED777USB2IMW	169
ED777USB2IUG	169
ED777USB2IWE	169
ED777USB2PSAUG	169
ED777USB2PSAWE	169, 239
ED777USBENGBL	169
ED777USBENGUG	169
ED777USBENGWE	169
ED777WE	169
ED777XBL	169
ED777XMB	169
ED777XMW	169
ED777XPLBL	179
ED777XPLMS	179
ED777XPLUG	179
ED777XPLWE	179
ED777XUG	169
ED777XWE	169
ED787/15BL	170
ED787/15UG	170
ED787/15WE	170
ED787/20UG	170
ED787/20WE	170
ED787/25UG	170
ED787/25WE	170
ED787/2XUG	170
ED787/2XWE	170
ED787A/15UG	170
ED787A/15WE	170
ED787AUG	170
ED787AWE	170
ED787BL	170
ED787DPUG	170
ED787DPWE	170
ED787MB	170
ED787MW	170
ED787PLMS	179
ED787RUG	170
ED787RWE	170
ED787U/32BL	170
ED787U/32UG	170
ED787U/32WE	170
ED787UG	170
ED787WE	170
ED787XUG	170
ED787XWE	170
ED798BL	178
ED920GPLBL	178, 185
ED920GPLWE	178, 185
ED920PLBL	179
ED920PLMS	179
ED920PLUG	179
ED920PLWE	179
EDA770/1GPLBL	178
EDA770/1GPLUG	178
EDA770/1GPLWE	178
EDA770/1WE	168
EDA770/2GPLBL	178
EDA770/2GPLUG	178
EDA770/2GPLWE	178
EDA770/2WE	168
EDA770/3GPLBL	178
EDA770/3GPLUG	178
EDA770/3GPLWE	178
EDA770/3WE	168
EDA770/4GPLBL	178
EDA770/4GPLUG	178
EDA770/4GPLWE	178
EDKFSWE	178
EDV777AUG	170
EDV777AWE	170
EDV777BL	170
EDV777MB	170
EDV777MW	170
EDV777PLBL	179
EDV777PLMS	179
EDV777PLUG	179
EDV777PLWE	179
EDV777UG	170
EDV777WE	170
EDV777XBL	170
EDV777XMB	170
EDV777XMW	170

Cat. No	Page No
EDV777XPLUG	179
EDV777XPLWE	179
EDV777XUG	170
EDV777XWE	170
EDV787/15UG	170
EDV787/15WE	170
EDV787/2XUG	170
EDV787/2XWE	170
EDV787A/15UG	170
EDV787A/15WE	170
EDV787ARWE	170
EDV787BL	170
EDV787MB	170
EDV787MW	170
EDV787PLBL	179
EDV787PLMS	179
EDV787PLUG	179
EDV787PLWE	179
EDV787RUG	170
EDV787RWE	170
EDV787UG	170
EDV787WE	170
EDV787XUG	170
EDV787XWE	170
EDWCBLMS	177
EDWCUGMS	177
EF100/150TD	306
EF100RDWE	306
EF150RDWE	306, 315
EF100SQWE	306
EF100SQSWE	306
EF100SQSWEKIT	306
EF150SQSWE	306
EF150SQWE	306
EF200RDMS	312
EF200RDWE	312
EF200SQWE	305
EF250RDMS	312
EF250RDWE	312
EFD01RDWE	305, 311
EFD01RDWEKIT	305
EFD01SQWE	305
EFGR200RDWE	306
EFGR250RDWE	306
EFH150SQSWE	306
EFIL150SQWE	305, 311
EFS150SQSWE	306
EFS150SQWE	306, 316
EFT150SQSWE	306, 315
EFT100SQSWE	306
EM2000ERC	174
EM250TRUG	174
EM250TRWE	174
EM3FCBL	174
EM3FCUG	174
EM3FCWE	174
EM36W100A	
EM400A2PBL	174
EM400A2PMB	174
EM400A2PMW	174
EM400A2PUG	174
EM400A2PWE	174
EM400A3PBL	174
EM400A3PMB	174
EM400A3PMW	174
EM400A3PUG	174
EM400A3PWE	174
EM400TRBL	174
EM400TRUG	174
EM400TRWE	174
EM700TRUG	174
EM700TRWE	174
EM770/20ACWE	173
EM770/20BL	171
EM770/20DPUG	171
EM770/20HWSWE	173
EM770/20RDUG	171
EM770/20RDWE	171
EM770/20UG	171
EM770/25WE	171
EM770/32BL	171
EM770/32HOBBL	173
EM770/32HOBMW	173
EM770/32HOBUG	173
EM770/32HOBWE	173
EM770/32HOTPWE	173
EM770/32OVENBL	173
EM770/32OVENMW	173
EM770/32OVENUG	173
EM770/32OVENWE	173
EM770/32RANGEBL	173
EM770/32RANGEMW	173
EM770/32RANGEUG	173
EM770/32RANGEWE	173
EM770/32RDWE	171
EM770/32UG	171

Cat. No	Page No
EM770/32WE	171
EM770AIRCONUG	173
EM770AIRCONWE	173
EM770AUTOMANUG	173
EM770AUTOMANWE	173
EM770BED1WE	173
EM770BED2WE	173
EM770BED3WE	173
EM770BED4WE	173
EM770BL	171
EM770BYPASSWE	173
EM770CARED	187
EM770CAWE	187
EM770DAYNIGHTWE	173
EM770DININGWE	173
EM770DPBL	171
EM770DPRDUG	171
EM770DPRDWE	171
EM770DPUG	171
EM770DPWE	171
EM770DUOHTWE	173
EM770DUOUG	171
EM770DUOWE	171
EM770DWASHBL	173
EM770DWASHMW	173
EM770DWASHUG	173
EM770DWASHWE	173
EM770EXHWE	173
EM770FANBL	173
EM770FANMW	173
EM770FANUG	173
EM770FANWE	173
EM770FIREUG	173
EM770FIREWE	173
EM770FRIDGEBL	173
EM770FRIDGEMW	173
EM770FRIDGEUG	173
EM770FRIDGEWE	173
EM770GAMESWE	173
EM770GARDENUG	173
EM770GARDENWE	173
EM770HEATBL	173
EM770HEATMW	173
EM770HEATUG	173
EM770HEATWE	173
EM770HOBWE	173
EM770HOODBL	173
EM770HOODMW	173
EM770HOODUG	173
EM770HOODWE	173
EM770IMBL	171
EM770IMLEDWE	171
EM770IMMB	171
EM770IMMW	171
EM770IMUG	171
EM770IMWE	171
EM770KITCHENUG	173
EM770KITCHENWE	173
EM770LEDFBL	171
EM770LEDFUG	171
EM770LEDFWE	171
EM770LEDUG	175
EM770LEDWE	175
EM770LIGHTBL	173
EM770LIGHTMW	173
EM770LIGHTUG	173
EM770LIGHTWE	173
EM770LIVINGUG	173
EM770LIVINGWE	173
EM770LOUNGEUG	173
EM770LOUNGEWE	173
EM770MB	171
EM770MICROWAVBL	173
EM770MICROWAVMW	173
EM770MICROWAVUG	173
EM770MICROWAVWE	173
EM770MIRRORUG	173
EM770MIRRORWE	173
EM770MW	171
EM770OFFICEUG	173
EM770OFFICEWE	173
EM770OUTSIDEUG	173
EM770OUTSIDEWE	173
EM770PRINTUG	173
EM770RDUG	171
EM770RDWE	171
EM770RUMPUSWE	173
EM770SENSORBL	173
EM770SENSORMW	173
EM770SENSORUG	173
EM770SENSORWE	173
EM770TVUG	173
EM770TVWE	173
EM770UG	171
EM770WASTEBL	173
EM770WASTEMW	173

Cat. No	Page No
EM770WASTEUG	173
EM770WASTEWE	173
EM770WE	171
EM770XBL	171
EM770XDOORWE	173
EM770XPRESSWE	173
EM770XRESETWE	173
EM770XUG	171
EM770XWE	171, 230
EM770ZONE1WE	173
EM770ZONE2WE	173
EM770ZONE3WE	173
EM770ZONE4WE	173
EM800BPBLUG	177
EM800BPBLWE	177
EM800BPRDUG	177
EM800BPRDWE	177
EM800SLAVEBL	174
EM800SLAVEMB	174
EM800SLAVEMW	174
EM800SLAVEUG	174
EM800SLAVEWE	174
EM802TDUG	175
EM802TDWE	175
EM803LEDUG	175
EM803PIRBL	175
EM803PIRSBL	175
EM803PIRSUG	175
EM803PIRSWE	175
EM803PIRUG	175
EM803PIRWE	175
EM803SURGEUG	175
EM803SURGEWE	175
EM803TDUG	175
EM803TDWE	175
EM883BL	174
EM883MB	174
EM883MW	174
EM883UG	174
EM883WE	174
EM910HDMIBL	177
EM910HDMIWE	177
EM910RPWE	183, 192
EM910USBBL	177
EM910USBWE	177
EM970BL	172
EM970BPBL	172
EM970BPMB	172
EM970BPMW	172
EM970BPUG	172
EM970BPWE	172
EM970IMBL	172
EM970IMMB	172
EM970IMMW	172
EM970IMUG	172
EM970IMWE	172
EM970LBPMB	172
EM970LBPMW	172
EM970LBPUGBL	172
EM970LBPWE	172
EM970LELVWEUGBL	172
EM970LIMMB	172
EM970LIMMW	172
EM970LIMUGBL	172
EM970LIMWE	172
EM970LMB	172
EM970LMW	172
EM970LUGBL	172
EM970LWE	172
EM970MB	172
EM970MW	172
EM970UG	172
EM970WE	172
EMCCUG	183
EMCCWE	183, 192
EMCLIDBL	183
EMCLIDUG	183
EMCLIDWE	183, 192
EMD12TP100S	76
EMELVNUG	175
EMELVNWE	175
EMELVUG	175
EMELVWE	175
EMFFFOXBL	177
EMFFFOXUG	177
EMFFFOXWE	177
EMHDMIWE	177
EMIDWE	192
EMKEYSTONEABL	176, 380
EMKEYSTONEAUG	176, 380
EMKEYSTONEAWE	176, 380
EMKEYSTONEBUG	176
EMKEYSTONEBWE	176
EMKEYSTONECUG	176
EMKEYSTONECWE	176
EMKEYSTONEDUG	176

Cat. No	Page No
EMKEYSTONEDWE	176
EMKEYSTONEEUG	176
EMKEYSTONEEWE	176
EMKEYSTONELBL	176, 376, 380
EMKEYSTONELUG	176, 376, 380
EMKEYSTONELWE	176, 376
EMPAPS1UG	175
EMPAPS1WE	175
EMPAPS2UG	175
EMPAPS2WE	175, 191
EMPAUG	175
EMPAWE	175, 191
EMPFBL	177
EMPFUG	177
EMPFWE	177
EMPS1UG	175
EMPS1WE	175, 191
EMPS2UG	175
EMPS2WE	175, 191
EMRCARDUG	177
EMRCARDWE	177
EMRCAWEUG	177
EMRCAWEWE	177
EMRCAYELUG	177
EMRCAYELWE	177
EMRJ11C3BL	176
EMRJ11C3BU	176
EMRJ11C3GR	176
EMRJ11C3RD	176
EMRJ11C3WE	176
EMRJ11C3YE	176
EMRJ45C5EBL	176
EMRJ45C5EBU	176
EMRJ45C5EGR	176
EMRJ45C5ERD	176
EMRJ45C5EWE	176
EMRJ45C5EYE	176
EMRJ45C6ABL	176
EMRJ45C6AWE	176
EMRJ45C6BL	176
EMRJ45C6BU	176
EMRJ45C6GR	176
EMRJ45C6RD	176
EMRJ45C6WE	176, 380
EMRJ45C6YE	176
EMRJ45CAT6ABL	376
EMRJ45CAT6AWE	376
EMSPBL	177
EMSPUG	177
EMSPWE	177
EMUSB1CBL	177
EMUSB1CUG	177
EMUSB1CWE	177
EMUSB2ACWE	177
EMUSB2PSABL	177
EMUSB2PSAWE	177, 239
ES650TD2WE	186
ES650TD3WE	186
ES770/0GPLWE	186
ES770/1GPLWE	186
ES770/2GPLWE	186
ES770/3GPLWE	186
ES770/4GPLWE	186
ES770/5GPLWE	186
ES770/6GPLWE	186
ES770NVWE	186
ES777WE	182, 186
ES787WE	182, 186
ESCWPLWE	186
EWN770/1GPLMB	283
EWN770/1GPLMW	283
EWN770/1GPLWE	283
EWN770/1MB	282
EWN770/1MW	282
EWN770/1WE	282
EWN770/2GPLMB	283
EWN770/2GPLMW	283
EWN770/2GPLWE	283
EWN770/2MB	282
EWN770/2MW	282
EWN770/2WE	282
EWN770/3GPLMB	283
EWN770/3GPLMW	283
EWN770/3GPLWE	283
EWN770/3MB	282
EWN770/3MW	282
EWN787MB	283
EWN787MW	283
EWN787WE	283
EWNA770	283
EWNDIM1MB	283
EWNDIM1MW	283
EWNDIM1WE	283
EWNDIM2MB	283
EWNDIM2MW	283
EWNDIM2WE	283

Cat. No	Page No
EWNDIM3MB	283
EWNDIM3MW	283
EWNDIM3WE	283
EWNM770MB	283
EWNM770MW	283
EWNM770WE	283
EWNMDIMMB	283
EWNMDIMMW	283
EWNMDIMWE	283
EWNSKITMB	282
EWNSKITMW	282
EWNSKITWE	282
EWNWBLIMB	284
EWNWBLIMW	284
EWNWBLIWE	284
EWNWMSMB	284
EWNWMSMW	284
EWNWMSWE	284
EWNWSW1MB	284
EWNWSW1MW	284
EWNWSW1WE	284
EZMP6-151	74
EZMP8-302	74
EZMP8-453	74
EZMP6-151D	74
EZMP8-302D	74
EZMP8-453D	74

F

Cat. No	Page No
F1036PWE	219
F180	8
F20	325
F280	8
F380	8
F40	325
F411/4	286
F411U2	286
F413N	286
F418U2	286
F422	287
F425	287
F429	285, 286
F430/2	287
F430R3V10	287
F430R8	287
F430V10	287
F459	285, 296
F520	288
F521	288
F522	288
F523	288
FG100	306
FG150	306
FLUSHCAPS	222

G

Cat. No	Page No
GEFL-PB	366
GESM	366
GG100	306
GLLED007	322

H

Cat. No	Page No
H4743/12B	131
H4743/230B	131
HC01S	68, 69
HC02S	68, 69
HC03S	68, 69
HC04S	69
HCH12P250T	76
HCH18P250T	76
HCH24P250T	76
HCH36P250T	76
HCH48P250T	76
HCH54P250T	76
HDMIV14-1	372
HDMIV14-2	372
HDMIV14-3	372
HDMIV14-5	372
HDMIV20-0.5	372
HDMIV20-0.75	372
HDMIV20-1	372
HDMIV20-1.5	372
HDMIV20-2	372
HDMIV20-3	372
HDMI18G-0.5	372
HDMI18G-1	372
HDMI18G-1.5	372
HDMI18G-2	372
HDMI18G-3	372
HDMI18G-4	372
HDMI18G-5	372
HDMI18G-7.5	372
HDMI18G-10	372

Cat. No	Page No
HDMI18G-15	372
HDMI18G-20	372
HDMIHDR-6	372
HDMIHDR-9	372
HDMIHDR-15	372
HDMIHDR-20	372
HEE18F	69
HEE18S	69
HEEPF5	68, 69
HL12F	69
HL12S	69
HL20F	69
HL30F	69
HL30FM	69
HL24F	69, 80
HL24S	69
HL36F	69
HL36S	69
HL40F	69
HL40FMC	69
HL48F	69
HL48S	69
HMCBL	12

I

Cat. No	Page No
IZBRA	324
IZSPM	324

J

Cat. No	Page No
J170	256
JZMP10-723D	73

K

Cat. No	Page No
K4003	124
K4003C	268
K4003CW	271
K4003CWI	271
K4003DCW	271
K4004	124, 268
K4004L	124
K4004LB	124
K4005	124, 268
K4027	126
K4027C	270
K4027CM2	270
K4027CW	271
K4027CWI	271
K4027H	130
K4202D	129
K4202F	129
K4214D	129
K4284P	129
K4285C1	128
K4285C2	128
K4286C1	128
K4286C2	128
K4287C2	128
K4373	130
K4410	125
K4411	125
K4411C	269
K4500C	267, 268, 270
K4510C	267, 269
K4531C	272
K4548	130
K4549	130
K4570CW	273
K4570CWI	273
K4574CW	273
K4574CWI	273
K4575CW	273
K4702	132, 133
K4703AU	132, 133
K4704	132, 133
K4706	132
K4949	131, 134
K4950	131
K8001	289
KA4802DA	133
KA4802DG	133
KA4802DW	133
KA4802KG	133
KA4802KW	133
KA4802LG	133
KA4802LM	133
KA4802MW	133
KA4802NG	133
KA4802NW	133
KA4802ZG	133
KA4802ZW	133
KA4803DA	133
KA4803DG	133
KA4803DW	133

Cat. No	Page No
KA4803KG	133
KA4803KW	133
KA4803LG	133
KA4803LM	133
KA4803MW	133
KA4803NG	133
KA4803NW	133
KA4803ZG	133
KA4803ZW	133
KA4804DA	133
KA4804DG	133
KA4804DW	133
KA4804KG	133
KA4804KW	133
KA4804LG	133
KA4804LM	133
KA4804MW	133
KA4804NG	133
KA4804NW	133
KA4804ZG	133
KA4804ZW	133
KA4814DA	133
KA4814DG	133
KA4814DW	133
KA4814KG	133
KA4814KW	133
KA4814LG	133
KA4814LM	133
KA4814MW	133
KA4814NG	133
KA4814NW	133
KA4814ZG	133
KA4814ZW	133
KG00	131
KG01	124, 268, 269, 271
KG01M2	124, 268
KG02	126
KG02M2	126
KG06	126
KG06H	130
KG07	129
KG08	129
KG09	129
KG10C	128
KG11H	130
KG12C	128
KG14	129
KG19	125
KG22	130
KG22M2	130
KG30M2	267
KG32	270, 271
KG32M2	270
KG33	271
KG36M2	271
KG37M2	273
KG40	267, 273
KG4002	126
KG4017	126
KG40M2	267, 273
KG41	273
KG41M2	273
KG4279C6	129
KG4279C6A	129
KG4286CW2	128
KG42M2	271
KG4302V32	126
KG43M2	271
KG4441	126
KG4691	289
KG67	127
KG69	127
KG8010	289
KG8011	289
KG8013	289
KG8100	289
KG8103	289
KG8103P1	289
KG8104	289
KG8104P1	289
KNOB1BL	205
KNOB1WE	205
KW00	131
KW01	124, 268, 269, 271
KW01M2	124, 268
KW02	126
KW02M2	126
KW06	126
KW06H	130
KW07	129
KW08	129
KW09	129
KW10C	128
KW11H	130

Cat. No	Page No
KW12C	128
KW14	129
KW19	125
KW22	130
KW22M2	130
KW30M2	267
KW31	272
KW32	270
KW32M2	270
KW33	271
KW37M2	273
KW40	267
KW4002	126
KW4017	126
KW40M2	267, 273
KW41	273
KW41M2	273
KW4279C6	129
KW4279C6A	129
KW4286CW2	128
KW42M2	271
KW4302V32	126
KW43M2	271
KW4441	126
KW4691	289
KW67	127
KW69	127
KW8010	289
KW8011	289
KW8013	289
KW8100	289
KW8103	289
KW8103P1	289
KW8104	289
KW8104P1	289

L

Cat. No	Page No
L275HLES	304
L375HLES	304
L4669	288
L4669/500	288
LA60013KBC	323
LA60014KBC	323
LA60023KES	323
LA60024KBC	323
LA60024KES	323
LBA55INSECTB22	323
LBA55INSECTE27	323
LBL014KBL	321
LBL014KWE	321
LBL024KBL	321
LBL034KBL	321
LBL034KWE	321
LBL044KBL	321
LDL90TRIPS	319
LDL90TRIWE	319
LDLFF90TRIDWE	319
LEP120WE	319
LEP150WE	319
LFL0130WBL	321
LFL0213WBL	321
LFL0510BL	321
LFL0520BL	321
LFL0530BL	321
LFL0540BL	321
LFS013KBL	321
LFS0520BL	321
LFS0530BL	321
LG45013KBC	323
LG45013KES	323
LG45013KSBC	323
LG45013KSES	323
LLF024K1200	320
LMR16703KWE	319
LMR16704KWE	319
LMR16903KWE	319
LMR16904KWE	319
LN3FCBL	161
LN3FCHWE	161
LN3FCWE	161
LN400TBL	161
LN400THBL	161
LN400THWE	161
LN400TWE	161
LN4743/12T	131
LN4743/230T	131
LN711	163
LN751	163
LN770/0GPLBL	163
LN770/0GPLWE	163
LN770/0PLAS	165, 166
LN770/0PLBL	165, 166
LN770/0PLDG	165, 166
LN770/0PLGL	165, 166
LN770/0PLKH	165, 166
LN770/0PLLG	165, 166
LN770/0PLMS	165, 166
LN770/0PLWE	165, 166
LN770/1BL	161
LN770/1CXBL	162
LN770/1CXWE	162
LN770/1FCXWE	162
LN770/1GPLBL	163
LN770/1GPLWE	163
LN770/1HBL	161
LN770/1HWE	161
LN770/1PLAS	165, 166
LN770/1PLBL	165, 166
LN770/1PLDG	165, 166
LN770/1PLGL	165, 166
LN770/1PLKH	165, 166
LN770/1PLLG	165, 166
LN770/1PLMS	165, 166
LN770/1PLWE	165, 166
LN770/1RJ1BL	162
LN770/1RJ1WE	162
LN770/1RJ2EBL	162
LN770/1RJ2EWE	162
LN770/1WE	161
LN770/2BL	161
LN770/2CX/FCXWE	162
LN770/2GPLBL	163
LN770/2GPLWE	163
LN770/2HBL	161
LN770/2HWE	161
LN770/2PLAS	165, 166
LN770/2PLBL	165, 166
LN770/2PLDG	165, 166
LN770/2PLGL	165, 166
LN770/2PLKH	165, 166
LN770/2PLLG	165, 166
LN770/2PLMS	165, 166
LN770/2PLWE	165, 166
LN770/2RJ1WE	162
LN770/2RJ2EBL	162
LN770/2RJ2EWE	162
LN770/2WE	161
LN770/3BL	161
LN770/3GPLBL	163
LN770/3GPLWE	163
LN770/3HBL	161
LN770/3HWE	161
LN770/3PLAS	165, 166
LN770/3PLBL	165, 166
LN770/3PLDG	165, 166
LN770/3PLGL	165, 166
LN770/3PLKH	165, 166
LN770/3PLLG	165, 166
LN770/3PLMS	165, 166
LN770/3PLWE	165, 166
LN770/3WE	161
LN770/4BL	161
LN770/4GPLBL	163
LN770/4GPLWE	163
LN770/4HBL	161
LN770/4HWE	161
LN770/4PLAS	165, 166
LN770/4PLBL	165, 166
LN770/4PLDG	165, 166
LN770/4PLGL	165, 166
LN770/4PLKH	165, 166
LN770/4PLLG	165, 166
LN770/4PLMS	165, 166
LN770/4PLWE	165, 166
LN770/4WE	161
LN770/5BL	161
LN770/5GPLBL	163
LN770/5GPLWE	163
LN770/5HBL	161
LN770/5HWE	161
LN770/5PLAS	165, 166
LN770/5PLBL	165, 166
LN770/5PLDG	165, 166
LN770/5PLGL	165, 166
LN770/5PLKH	165, 166
LN770/5PLLG	165, 166
LN770/5PLMS	165, 166
LN770/5PLWE	165, 166
LN770/5WE	161
LN770/6BL	161
LN770/6GPLBL	163
LN770/6GPLWE	163
LN770/6HBL	161
LN770/6HWE	161
LN770/6PLAS	165, 166
LN770/6PLBL	165, 166
LN770/6PLDG	165, 166
LN770/6PLGL	165, 166
LN770/6PLKH	165, 166
LN770/6PLLG	165, 166
LN770/6PLMS	165, 166
LN770/6PLWE	165, 166
LN770/6WE	161
LN777ABL	162
LN777AESBLBL	162
LN777AESBLGY	162
LN777AESWEGY	162
LN777AESWEWE	162
LN777AWE	162
LN777BL	162
LN777ESBLBL	162
LN777ESBLGY	162
LN777ESWEGY	162
LN777ESWEWE	162
LN777PLAS	165, 166
LN777PLBL	165, 166
LN777PLDG	165, 166
LN777PLGL	165, 166
LN777PLKH	165, 166
LN777PLLG	165, 166
LN777PLMS	165, 166
LN777PLWE	165, 166
LN777WE	162
LN777XBL	162
LN777XWE	162
LN787/15BL	162
LN787/15WE	162
LN787BL	162
LN787PLAS	165, 166
LN787PLBL	165, 166
LN787PLDG	165, 166
LN787PLGL	165, 166
LN787PLKH	165, 166
LN787PLLG	165, 166
LN787PLMS	165, 166
LN787PLWE	165, 166
LN787WE	162
LN787XBL	162
LN787XWE	162
LNA770/1BL	161
LNA770/1PLAS	165, 166
LNA770/1PLBL	165, 166
LNA770/1PLDG	165, 166
LNA770/1PLGL	165, 166
LNA770/1PLKH	165, 166
LNA770/1PLLG	165, 166
LNA770/1PLMS	165, 166
LNA770/1PLWE	165, 166
LNA770/1WE	161
LNA770/2BL	161
LNA770/2PLAS	165, 166
LNA770/2PLBL	165, 166
LNA770/2PLDG	165, 166
LNA770/2PLGL	165, 166
LNA770/2PLKH	165, 166
LNA770/2PLLG	165, 166
LNA770/2PLMS	165, 166
LNA770/2PLWE	165, 166
LNA770/2WE	161
LNPC	163
LOL004KWE	320
LOL014KWE	320
LPA013KWE	320
LPA014KWE	320
LPAR38013K	323
LPAR38024KES	323
LR80014K	304, 323
LSP0112WBL	321
LSP0125WBL	321
LSS0112WBL	321
LSS0125WBL	321
LT150013KBC	323
LT200013KBC	323
LVN777ABL	123
LVN777AWE	123
LVN787ABL	123
LVN787AWE	123
LVNDA1BL	123
LVNDA1WE	123
LVNDA2BL	123
LVNDA2WE	123
LVNM777A	127
LVNM787A	127
LVNSW1BL	123
LVNSW1WE	123
LVNSW2BL	123
LVNSW2WE	123
LVNSW3BL	123
LVNSW3WE	123
LWK0110WBL	320
LWK0130WBL	320
LWK0220WBL	320
LWK0240WBL	320

M

Cat. No	Page No
M5FD228	320
M5FD228LED	320
M5R22CC	324
M5R22NC	324
M5R32CC	324
M5R32NC	324
M5R40CC	324
M5T14CC	324
M5T28CC	324
M787MBL	160
M787MWE	160
M788MBL	160
M788MRED	160
M788MWE	160
M788NSMRED	160
M788NSMWE	160
M788PMWE	160
M788PNHMSP	160
M788PNHMWE	160
M788PNSMBL	160
M788PNSMRED	160
MABABCPB	323
MAG9100C	323
MAG950C	323
MAG975C	323
MAGX5P5P	325
MAGX5R5P	325
MALC113VP	321
MALC113VPLED	321
MAMR820CPB	323
MAMR8CPB	323
MATEN38CPB	323
MATERIAL	309
MBIK40	324
MG30HG	324
MG40HG	324
MG58HG	324
MG670BL	160
MG670WE	160
MG672BL	160
MG672WE	160
MG673BL	160
MG673WE	160
MH201	296
MJC1035	323
MJC2035	323
MLTOM306	
MLTOM312	
MLTOM324	
MLTOM348	
MLTOM406	
MLTOM412	
MLTOM424	
MLTOM448	
MLTOS206	
MLTOS212	
MLTOS224	
MLTOS248	
MNR6342	323
MP38	323
MP38120	323
MP38CL	321
MP38CLLED	321
MP38DB	323
MP38PERMF	321
MP38PERMFLED	321
MP38PF	321
MPES34	327, 328
MPES34B	327, 328
MPES39B	321
MPES69	321
MPES69BVP	321
MPES760	320
MQ01SDP	324
MQ05DP	324
MQ1LC	324
MRN22	324
MRN32	324
MRN40	324
MS738/20LPBL	159
MS738/20LPWE	159
MS770/1GPOLPBL	160
MS770/1GPOLPWE	160
MS770/1LPBL	159
MS770/1LPWE	159
MS770/2GPOLPWE	160
MS770/2LPBL	159
MS770/2LPWE	159
MS770/3GPOLPWE	160
MS770/3LPBL	159
MS770/3LPWE	159
MS770/4GPOLPWE	160
MS770/4LPBL	159
MS770/4LPWE	159
MS770/5GPOLPWE	160
MS770/5LPBL	159
MS770/5LPWE	159
MS770/6GPOLPWE	160
MS770/6LPWE	159
MS777LPBL	159
MS777LPWE	159
MS777XLPBL	159
MS777XLPWE	159
MS788/2BL	160
MS788/2WE	160
MS788LPBL	159
MS788LPWE	159
MS791/15LPBL	159
MS791/15LPWE	159
MS791LPBL	159
MS791LPWE	159
MS798	159
MS798BL	159
MS798EL30	159
MS798V	159
MS798VBL	159
MS798VEL30	159
MSL40C	320
MT18C	324
MT36C	324
MT36D	324
MT52X28S	320
MTECOUG60T	325
MTECOUGAR60	325
MTECOUGAR60P	325
MTETRADE65	325
MVSSR0606	392
MVSSR0608	392
MVSSR0610	392
MVSSR0808	392
MVSSR0810	392
MWS1A-C-IPPRMR2	367
MWS1A-IP-PRM-R2	367
MWS3A-AT-DDA2R2	367
MWS3A-DBB	367
MWS3A-DD-R2	367
MWS3A-PRM-R2	367
MWS6-DD	367
MWS6-PRM	367
MWS6-PRM-2CH	367
MWS6SM-DD	367
MWS6SM-PRM	367
MYHOMESERVER1	285

N

Cat. No	Page No
NBNBOX	69
NBNBOXBRACKET	69
NBNPPBOX	69
NBNPPBOXBRACKET	69
NDB18P250GR	75
NDB18P250WE	75
NDB18P250X15	75
NDB1EXT250GR	75
NDB1EXT250WE	75
NDB1EXT250X15	75
NDB24P250GR	75
NDB24P250WE	75
NDB24P250X15	75
NDB2EXT250GR	75
NDB2EXT250WE	75
NDB2EXT250X15	75
NDB36P250GR	75
NDB36P250WE	75
NDB36P250X15	75
NDB39336D	76
NDB39336S	76
NDB39360D	76
NDB39360S	76
NDB48P250GR	75
NDB48P250WE	75
NDB48P250X15	75
NDB54P250GR	75
NDB54P250WE	75
NDB54P250X15	75
NDBCHA4	76
NDBCL24TP	76
NDBDINBRKT	76
NDBE18-36	76
NDBE2DIN	76
NDBE48-54	76
NDBENBS	76
NDBEXTPCOV	76
NDBGFH	76
NDBGP600A	76
NDBHD18-36GR	76
NDBHD18-36WE	76
NDBHD18-36X15	76
NDBHD48-54GR	76
NDBHD48-54WE	76
NDBHD48-54X15	76
NDBHDEXTGR	76
NDBHDEXTWE	76

Cat. No	Page No
NDBHDEXTX15	76
NDBLBK144	76
NDBMC525	76
NDBMLD28	76
NDBO18-36GR	76
NDBO18-36WE	76
NDBO18-36X15	76
NDBO48-54GR	76
NDBO48-54WE	76
NDBO48-54X15	76
NDBPANBASE18	76
NDBPANBASE24	76
NDBPANBASE36	76
NDBPANBASE48	76
NDBPANBASE54	76
NDBPANBRKT	76
NDB-P-T	294
NDBTPALBL01	76
NDBTPALBL02	76
NDBTPALBL03	76
NDBTPALBL04	76
NIM01-WW	294
NIS01-P	294
NOC-S-P	294
NRG01-WW	294
NSC01-P	294
NWA01-WW	294
NWM01-WW	294
NWS01-P	294

O

P

Cat. No	Page No
PB504N	132
PB506N	132
PE170/10	224, 367
PE170R2	224, 367
PLC6BE-0.3	372
PLC6BE-0.5	372
PLC6BE-0.75	372
PLC6BE-1	372
PLC6BE-1.5	372
PLC6BE-2	372
PLC6BE-3	372
PLC6BE-5	372
PLC6BE-7.5	372
PLC6BE-10	372
PLC6BE-15	372
PLC6BE-20	372
PLC6BL-0.3	372
PLC6BL-0.5	372
PLC6BL-0.75	372
PLC6BL-1	372
PLC6BL-1.5	372
PLC6BL-2	372
PLC6BL-3	372
PLC6BL-5	372
PLC6BL-7.5	372
PLC6BL-10	372
PLC6BL-15	372
PLC6BL-20	372
PLC6BU-0.3	372
PLC6BU-0.5	372
PLC6BU-0.75	372
PLC6BU-1	372
PLC6BU-1.5	372
PLC6BU-2	372
PLC6BU-3	372
PLC6BU-5	372
PLC6BU-7.5	372
PLC6BU-10	372
PLC6BU-15	372
PLC6BU-20	372
PLC6RD-0.3	372
PLC6RD-0.5	372
PLC6RD-0.75	372
PLC6RD-1	372
PLC6RD-1.5	372
PLC6RD-2	372
PLC6RD-3	372
PLC6RD-5	372
PLC6RD-7.5	372
PLC6RD-10	372
PLC6WE-0.3	372
PLC6WE-0.5	372
PLC6WE-0.75	372
PLC6WE-1	372
PLC6WE-1.5	372
PLC6WE-2	372
PLC6WE-3	372
PLC6WE-5	372
PLC6WE-7.5	372
PLC6WE-10	372

Cat. No	Page No
PLC6YE-0.3	372
PLC6YE-0.5	372
PLC6YE-0.75	372
PLC6YE-1	372
PLC6YE-1.5	372
PLC6YE-2	372
PLC6YE-3	372
PLC6YE-5	372
PLC6YE-7.5	372
PLC6YE-10	372
PLC6GR-0.3	372
PLC6GR-0.5	372
PLC6GR-0.75	372
PLC6GR-1	372
PLC6GR-1.5	372
PLC6GR-2	372
PLC6GR-3	372
PLC6GR-5	372
PLC6GR-7.5	372
PLC6GR-10	372
PLC6GY-0.3	372
PLC6GY-0.5	372
PLC6GY-0.75	372
PLC6GY-1	372
PLC6GY-1.5	372
PLC6GY-2	372
PLC6GY-3	372
PLC6GY-5	372
PLC6GY-7.5	372
PLC6GY-10	372
PLC6OR-0.5	372
PLC6OR-1	372
PLC6OR-1.5	372
PLC6OR-2	372
PLC6OR-3	372
PLC6OR-5	372
PLC6OR-10	372
PLC6PU-0.3	372
PLC6PU-0.5	372
PLC6PU-0.75	372
PLC6PU-1	372
PLC6PU-1.5	372
PLC6PU-2	372
PLC6PU-3	372
PLC6PU-5	372
PLC6PU-7.5	372
PLC6PU-10	372
PLC6BE-0.5SL	372
PLC6BE-0.75SL	372
PLC6BE-1SL	372
PLC6BE-1.5SL	372
PLC6BE-2SL	372
PLC6BE-3SL	372
PLC6BL-0.5SL	372
PLC6BL-0.75SL	372
PLC6BL-1SL	372
PLC6BL-1.25SL	372
PLC6BL1.5SL	372
PLC6BL-2SL	372
PLC6BL-3SL	372
PLC6BU-0.5SL	372
PLC6BU-0.75SL	372
PLC6BU-1SL	372
PLC6BU-1.25SL	372
PLC6BU-1.5SL	372
PLC6BU-2SL	372
PLC6BU-3SL	372
PLC6RD-0.5SL	372
PLC6RD-0.75SL	372
PLC6RD-1SL	372
PLC6RD-1.5SL	372
PLC6RD-2SL	372
PLC6RD-3SL	372
PLC6WE-0.5SL	372
PLC6WE-0.75SL	372
PLC6WE-1SL	372
PLC6WE-1.25SL	372
PLC6WE-1.5SL	372
PLC6WE-2SL	372
PLC6WE-3SL	372
PLC6YE-0.5SL	372
PLC6YE-0.75SL	372
PLC6YE-1SL	372
PLC6YE-1.25SL	372
PLC6YE-1.5SL	372
PLC6YE-2SL	372
PLC6YE-3SL	372
PLC6GR-0.5SL	372
PLC6GR-1.5SL	372
PLC6GR-2SL	372
PLC6GY-1SL	372
PLC6ABE-0.5	372
PLC6ABE-1	372
PLC6ABE-1.5	372
PLC6ABE-2	372
PLC6ABE-3	372

Cat. No	Page No
PLC6ABE-5	372
PLC6ABE-7.5	372
PLC6ABE-10	372
PLC6ABE-20	372
PLC6ABL-0.5	372
PLC6ABL-1	372
PLC6ABL-1.5	372
PLC6ABL-2	372
PLC6ABL-3	372
PLC6ABL-5	372
PLC6ABL-7.5	372
PLC6ABL-10	372
PLC6ABL-20	372
PLC6ABU-0.5	372
PLC6ABU-1	372
PLC6ABU-1.5	372
PLC6ABU-2	372
PLC6ABU-3	372
PLC6ABU-5	
PLC6ABU-7.5	
PLC6ABU-10	
PLC6ABU-20	
PLC6ARD-5	
PLC6AWE-1	
PLC6AWE-1.5	
PLC6AWE-2	
PLC6AWE-3	
PLC6AWE-5	
PLC6AWE-7.5	
PLC6AWE-10	
PLC6AWE-20	
PLC6AYE-5	
PLC6AOR-5	
PS2USB	264

Q

R

Cat. No	Page No
R102WE	264
R105	260
R105/6	260
R105/6BL	260
R105/6TWIN	260
R105BL	260
R105PA	260
R105PA/6	260
R105PA/6BL	260
R105PABL	260
R105TWIN	260
R105USB	260
R1202A	325
R2601	262
R2602	262
R2604	262
R2606	262
R2610	262
R2702	262
R2702EB	262
R2703	262
R2703EB	262
R2705	262
R2705EB	262
R2707	262
R2710	262
R2715	262
R2720	262
R2805	263
R2810	263
R2810PBL	263
R2815	263
R2815GL	263
R2820	263
R2820PBL	263
R2825	263
R2825GL	263
R2908/15	263
R2910/15CV	263
R2910TL	263
R2915/15CV	263
R2920	263
R2920/15	263
R2920/15CV	263
R2920TL	263
R2925/15CV	263
R2930	263
R2930TL	263
R2935	263
R401B	258
R402B	258
R5102/1	259, 263
R615	304, 310
R621/4D	306
R621/6D	306

Cat. No	Page No
R621/6WA	306
R621/8A	306, 315
R621/9A	306
R621D1	305
R621D2DA	306
R622/1AC	304, 311
R622/2AC	304
RCF12H4BL	309
RCF12H4BS	309
RCF12H4WE	309
RCFTRI12H4WE	309
REMOTEBTDL	319
REPC11015	261
REPC410	261
REPC410USB	261
REPC410USBAC	261
REPC415	261
RG100	306
RGL11	322
RGL21	322
RGL8	322
RGL9	322
RGLBW2	322
RGLCL21/30	322
RGLHSC15	322
RGLLED001	322
RGLSSW1	322
RGLTR105	322
RGLTR220	322
RGLTR60	322
RGLVPLB	322
RGLVSBL	322
RGLVSPBL	322
RHH01	263
RJ6P4C3/1	206
RJ6P4C3/2	206
RJ8P8C5E/1	206
RJ8P8C5E/1YE	206
RJ8P8C5E/2	206
RJ8P8C6/1	206
RJ8P8C6/1BL	206
RJ8P8C6/2	206
RT2016GR	92
RT2020GR	92
RT2025GR	92
RT2032GR	92

S

Cat. No	Page No
SC2016GR	92
SC2020GR	92
SC2025GR	92
SC2032GR	92
SQ770/0WE	222
SQ770/1PLWE	222
SQ770/2PLWE	222
SQ777SWE	221
SQ777WE	221
SQ777XWE	221
SQ787WE	220
SR27606BVA	392
SR27608BVA	392
SR27610BVA	392
SR27611BVA	392
SR27812BVA	392
SR42606BVA	392
SR42608BVA	392
SR42610BVA	392
SR42611BVA	392
SR42808BVA	392
SR42810BVA	392
SR42811BVA	392
SR42812BVA	392
SR45606BVA	392
SR45608BVA	392
SR45610BVA	392
SR45611BVA	392
SR45808BVA	392
SR45810BVA	392
SR45811BVA	392
SR45812BVA	392
SR47606BVA	392
SR47608BVA	392
SR47610BVA	392
SR47808BVA	392
SR47810BVA	392
SR47812BVA	392
SRBU01	392
SRFTR0600	392, 400
SRFTR0800	392, 400
SRFTR1000	392, 400
SRFTR1100	392, 400
SRFTR1200	392, 400
SRPL0606	392
SRPL0608	392
SRPL0610	392

Cat. No	Page No
SRPL0611	392
SRPL0612	392
SRPL0806	392
SRPL0808	392
SRPL0810	392
SRPL0811	392
SRPL0812	392
ST2016GR	92
ST2020GR	92
ST2025GR	92
ST2032GR	92
SWFFC02	206

T

Cat. No	Page No
TX770/1RCWE	219
TX770/2RCWE	219

U

Cat. No	Page No
UHS5	366, 367

V

Cat. No	Page No
V777/15WE	220
V777LKWE	220
V777SWE	220
V777WE	220
V777XWE	220

W

Cat. No	Page No
WL770/1CG	223
WL770/2CG	223
WL770/2LG	223
WL777/2T/15CG	223
WL777/2T/15LG	223
WL777/2TCG	223
WL777/2TLG	223
WL777/54CG	223
WL777/54LG	223
WL777CG	223
WL777LG	223
WL787/15CG	223
WL787/15LG	223
WL787/54CG	223
WL787/54LG	223
WL787CG	223
WL787IOTCG	223
WL787IOTLG	223
WL787LG	223
WL787USBCG	223
WL787USBLG	223
WLAR920CG	223
WLAR920LG	223
WLC787CG	223
WLC787LG	223
WLF770/1CG	223
WLF770/1LG	223
WLF770/2CG	223
WLF770/2LG	223
WLF777CG	223
WLF777LG	223
WLF787CG	223
WLF787LG	223
WLFAR920CG	223
WLFAR920LG	223
WPG100	306
WPG150	306
WS303/1F	325
WS40	257
WS44	257, 91
WS44B	257
WS44S	91

X

Cat. No	Page No
XL1000ERCWE	196
XL1000TWE	196
XL1036BL	195
XL1036NWE	195
XL1036PBL	195
XL1036PNWE	195
XL1036PWE	195
XL1036WE	195
XL1FB	209
XL2000ERCWE	196
XL222/2TWE	207
XL222PA/2TWE	207
XL250TBL	196
XL250TWE	196
XL300FBL	196
XL300FWE	196
XL400TBL	196
XL400TWE	196
XL422PA/3TWE	207

Cat. No	Page No
XL475/2	196
XL650ETWE	196
XL700TWE	196
XL770/0BL	208
XL770/0PLBL	210
XL770/0PLWE	210
XL770/0WE	208
XL770/1BL	195
XL770/1BLMS	195
XL770/1CXWE	207
XL770/1D1WE	209
XL770/1D2WE	209
XL770/1FCXWE	207
XL770/1GPLBL	208
XL770/1GPLWE	208
XL770/1HBE	197
XL770/1HWE	197
XL770/1KLIOWE	199
XL770/1KLOWE	199
XL770/1PLBL	210
XL770/1PLWE	210
XL770/1RJ1WE	207
XL770/1RJ2WE	207
XL770/1WE	195
XL770/1WEMS	195
XL770/2BL	195
XL770/2D1WE	209
XL770/2GPLBL	208
XL770/2GPLWE	208
XL770/2HBE	197
XL770/2HWE	197
XL770/2PLBL	210
XL770/2PLWE	210
XL770/2RJ1WE	207
XL770/2RJ2WE	207
XL770/2WE	195
XL770/3BL	195
XL770/3GPLBL	208
XL770/3GPLWE	208
XL770/3HBE	197
XL770/3HWE	197
XL770/3PLBL	210
XL770/3PLWE	210
XL770/3WE	195
XL770/4BL	195
XL770/4GPLBL	208
XL770/4GPLWE	208
XL770/4HWE	197
XL770/4PLBL	210
XL770/4PLWE	210
XL770/4WE	195
XL770/5BL	195
XL770/5GPLBL	208
XL770/5GPLWE	208
XL770/5HWE	197
XL770/5PLBL	210
XL770/5PLWE	210
XL770/5WE	195
XL770/6BL	195
XL770/6GPLBL	208
XL770/6GPLWE	208
XL770/6HWE	197
XL770/6PLBL	210
XL770/6PLWE	210
XL770/6WE	195
XL770EL10N1WE	197
XL770EL10N2WE	197
XL770EL10WE	197
XL770EL30WE	197
XL770FWE	207
XL770KM1WE	199
XL770KM2WE	199
XL770KM3WE	199
XL770KM7WE	199
XL770KM8WE	199
XL770KM9WE	199
XL770KT10WE	199
XL770KT13WE	199
XL770KT14WE	199
XL770KT16WE	199
XL770KT1WE	199
XL770KT2WE	199
XL770KT3WE	199
XL770KT4WE	199
XL770KT5WE	199
XL770KT7WE	199
XL770KT8WE	199
XL770TOBL	207
XL770TOPLWE	210
XL770TOWE	207
XL770UBL	209
XL770UWE	209
XL770VCKT1	199
XL770VCKT10	199
XL770VCKT12	199
XL770VCKT13	199

Cat. No	Page No
XL770VCKT14	199
XL770VCKT15	199
XL770VCKT16	199
XL770VCKT3	199
XL770VCKT5	199
XL770VCKT7	199
XL770VCKT8	199
XL777/15WE	201
XL7774BL	202
XL7774WE	202
XL7775/2WE	202
XL777BE	201
XL777BL	201
XL777BLMS	201
XL777BR	201
XL777CHWE	202
XL777EL10N2WE	201
XL777EL10N3RED	201
XL777EL10N3WE	201
XL777EL10NBE	201
XL777EL10NWE	201
XL777EL10RED	201
XL777EL30/1015W	202
XL777EL30G1015W	202
XL777EL30GWE	202
XL777EL30N3WE	202
XL777EL30NWE	202
XL777IDCLWE	202
XL777IDWE	202
XL777NSBL	201
XL777NSWE	201
XL777PLBL	210
XL777RBL	201
XL777RED	201
XL777RSWE	201
XL777RWE	201
XL777USB2PSAWE	202
XL777WE	201
XL777WEMS	201
XL777X35OWE	201
XL777X3NSWE	201
XL777XBL	201
XL777XCHWE	202
XL777XNSWE	201
XL777XSWE	201
XL777XWE	201
XL787/15BL	200
XL787/15NSWE	200
XL787/15SBL	200
XL787/15SWE	200
XL787/15WE	200
XL787/20BL	200
XL787/20WE	200
XL787/25BL	200
XL787/25NWE	200
XL787/2XBL	200
XL787/2XWE	200
XL787BL	200
XL787IDCLBL	200
XL787IDCLWE	200
XL787IDWE	200
XL787NSBL	200
XL787NSWE	200
XL787PLBL	210
XL787PLWE	210
XL787PWE	200
XL787SBL	200
XL787SWE	200
XL787WE	200
XL787X15WE	200
XL787XBL	200
XL787XNVWE	200
XL787XRWE	200
XL787XWE	200
XL792/02ABL	208
XL792/02AWE	208
XL792/0AWE	208
XL792/4BL	208
XL792/4WE	208
XL792B15WE	202
XL792BBL	202
XL792BWE	202
XL792NSWE	202
XL798/0BL	207
XL798/0WE	207
XL798/777EL30WE	202
XL798/777WE	202
XLA770/1BL	197
XLA770/1CXWE	207
XLA770/1GPLBL	209
XLA770/1GPLWE	209
XLA770/1PLWE	210
XLA770/1WE	197
XLA770/2BL	197
XLA770/2GPLBL	209
XLA770/2GPLWE	209

Cat. No	Page No
XLA770/2PLWE	210
XLA770/2WE	197
XLA770/3BL	197
XLA770/3GPLBL	209
XLA770/3GPLWE	209
XLA770/3PLWE	210
XLA770/3WE	197
XLA770/4BL	197
XLA770/4GPLBL	209
XLA770/4GPLWE	209
XLA770/4WE	197
XLP1000ERCWEWE	196
XLP1000TWEWE	196
XLP1036NWEWE	195
XLP1036PBLBL	195
XLP1036PLWE	210
XLP1036PWEWE	195
XLP1036WEWE	195
XLP250TWEWE	196
XLP300FWEWE	196
XLP400TWEWE	196
XLP475/2WEWE	196
XLP700TWEWE	196
XLP770/0BLBL	208
XLP770/0PLBL	210
XLP770/0PLWE	210
XLP770/0WEWE	208
XLP770/1BLBL	195
XLP770/1CXWEWE	207
XLP770/1FCXWE	207
XLP770/1GPLBLBL	208
XLP770/1GPLWEWE	208
XLP770/1HWEWE	197
XLP770/1KLIOWEW	199
XLP770/1KLOWEWE	199
XLP770/1PLBL	210
XLP770/1PLWE	210
XLP770/1RJ1WEWE	207
XLP770/1RJ2WEWE	207
XLP770/1WEWE	195
XLP770/2BLBL	195
XLP770/2GPLBLBL	208
XLP770/2GPLWEWE	208
XLP770/2HWEWE	197
XLP770/2PLBL	210
XLP770/2PLWE	210
XLP770/2WEWE	195
XLP770/3BLBL	195
XLP770/3GPLBLBL	208
XLP770/3GPLWEWE	208
XLP770/3HWEWE	197
XLP770/3PLBL	210
XLP770/3PLWE	210
XLP770/3WEWE	195
XLP770/4BLBL	195
XLP770/4GPLBLBL	208
XLP770/4GPLWEWE	208
XLP770/4HWE	197
XLP770/4PLBL	210
XLP770/4PLWE	210
XLP770/4WEWE	195
XLP770/5BLBL	195
XLP770/5GPLBLBL	208
XLP770/5GPLWEWE	208
XLP770/5HWEWE	197
XLP770/5PLBL	210
XLP770/5PLWE	210
XLP770/5WEWE	195
XLP770/6BLBL	195
XLP770/6GPLBLBL	208
XLP770/6GPLWEWE	208
XLP770/6HWEWE	197
XLP770/6PLBL	210
XLP770/6PLWE	210
XLP770/6WEWE	195
XLP770FWEWE	207
XLP770TOWEWE	207
XLP770UWEWE	209
XLP777/15WEWE	201
XLP7774WEWE	202
XLP777BLBL	201
XLP777EL10WE	201
XLP777EL30/1015	202
XLP777EL30BLBL	201
XLP777EL30GWEWE	202
XLP777EL30WEWE	201
XLP777ESBLBL	201
XLP777ESWEWE	201
XLP777IDCLWEWE	202
XLP777P15WEWE	201
XLP777PLBL	210
XLP777PLWE	210
XLP777PWEWE	201
XLP777RWEWE	201
XLP777WEWE	201
XLP777XBLBL	201

Cat. No	Page No
XLP777XSBLBL	201
XLP777XSWEWE	201
XLP777XWEWE	201
XLP787/15SBLBL	200
XLP787/15WEWE	200
XLP787/20BLBL	200
XLP787/20WEWE	200
XLP787/25BLBL	200
XLP787/25WEWE	200
XLP787/2XWEWE	200
XLP787BLBL	200
XLP787IDCLWEWE	200
XLP787PLBL	210
XLP787PLWE	210
XLP787SBLBL	200
XLP787SWEWE	200
XLP787WEWE	200
XLP787XWEWE	200
XLP900AUDWEWE	207
XLP900USBWEWE	207
XLP902WEWE	207
XLP903WEWE	207
XLP904/2WEWE	207
XLP904R2WEWE	207
XLP904R3WEWE	207
XLP904SVWEWE	207
XLP904USBWEWE	207
XLP904WEWE	207
XLP905WEWE	207
XLP906WEWE	207
XLP907/2WEWE	207
XLP907WEWE	207
XLP909WEWE	207
XLP910WEWE	207
XLP912WEWE	198
XLP914WEWE	198
XLP915WEWE	198
XLP917WEWE	198
XLP918WEWE	198
XLP919WEWE	198
XLP920WEWE	198
XLP921WEWE	198
XLP924WEWE	198
XLP925WEWE	198
XLP926WEWE	198
XLP927WEWE	198
XLP928WEWE	198
XLP930WEWE	208
XLP931WEWE	208
XLP932WEWE	208
XLP934WEWE	208
XLP935WEWE	208
XLP939WEWE	198
XLP940WEWE	198
XLP941WEWE	198
XLP943/2WEWE	207
XLP943WEWE	207
XLP945WEWE	207
XLP950WEWE	207
XLPV777PLWE	210
XLPV777SBLBL	203
XLPV777SWEWE	203
XLPV777WEWE	203
XLPV777XSBLBL	203
XLPV777XSWEWE	203
XLPV787/15SBLBL	203
XLPV787/15SWEWE	203
XLPV787/2XSBLBL	203
XLPV787/2XSWEWE	203
XLPV787/2XWEWE	203
XLPV787SBLBL	203
XLPV787SWEWE	203
XLPV787WEWE	203
XLPV787XSWEWE	203
XLPW770H1WEWE	197
XLPW770H2WEWE	197
XLPW770V1WEWE	195
XLPW770V2WEWE	195
XLTD770/1WE	196
XLTX770/1AWE	196
XLTX770/1NCWE	196
XLTX770/1WE	196
XLTX770/2AWE	196
XLTX770/2NCWE	196
XLTX770/3WE	196
XLV424/3WWE	207
XLV777BL	203
XLV777WE	203
XLV777XWE	203
XLV787/15SWE	203
XLV787/15WE	203
XLV787/2XSWE	203
XLV787/2XWE	203
XLV787BL	203
XLV787SBL	203
XLV787SWE	203

Cat. No	Page No
XLV787WE	203
XLV787XBL	203
XLV787XSWE	203
XLV787XWE	203
XLW770H1BL	197
XLW770H2BL	197
XLW770H2WE	197
XLW770V1BL	195
XLW770V1WE	195
XLW770V2BL	195
XLW770V2WE	195

Y

YF4N	184
YR1	259
YR2	259

Z

A

Access control (hospitality)
- Excel ... 199
- Excel Life ... 178
- Standard ... 219

Accessories – general mounting and wiring
- adaptors ... 12, 183, 191, 226, 264
- blanking plugs ... 226
- brackets ... 132, 160, 163, 184, 192, 217, 255
- cable clips ... 258
- clips ... 217, 255, 258
- foam seals ... 226
- holesaws ... 226
- identification products ... 258
- insulated and earth connectors ... 258
- junction boxes ... 91, 256
- mounting blocks ... 256-257
- plastic shrouds ... 256
- screws ... 258
- terminal strips ... 91, 258
- wall boxes ... 184, 193, 217, 255

Adaptors
- double adaptors ... 264
- DX³ AFDDs (stop arc) ... 10
- travel adaptors ... 264
- USB adaptors ... 264

Alexa voice control ... 279, 289, 294

Analogue time switches – programmable ... 33

Analogue timers ... 264

Angled plugs – Hypra ... 84-85

Antimicrobial – Excel Life Medical ... 187-192

Appliance inlet – Hypra ... 84

Aqua
- powerpoints ... 223
- switches ... 223-224

Architectural
- coverplates ... 160
- grid & plates ... 160
- mechanisms ... 160
- powerpoints ... 159
- shaver outlets ... 159
- switches ... 159

Architrave coverplates
- Excel ... 178, 210
- Linea ... 165-166
- Standard ... 219

Architrave grid & plate
- Excel ... 209
- Excel Life ... 178

Architrave switches
- Excel ... 197
- Excel Life ... 168
- Linea ... 161
- Standard ... 219

Arteor
- 770 series ... 135, 137-138
- automatic switches ... 147
- blank modules ... 154
- coverplates ... 157-158
- dimmers ... 138, 142
- electronic devices ... 137, 138, 142, 147
- grids ... 135
- mechanisms ... 137-140
- modular series ... 139-154
- phone, TV, data & AV sockets ... 149-150
- powerpoints ... 136, 149
- push-button mechanisms ... 137, 141
- switches ... 137-142
- USB chargers and sockets ... 136, 146

Atlantic enclosures ... 71

Automatic switches
- Arteor ... 147
- Como ... 216

AXIOM System ... 336

B

Bathroom heaters ... 304
- accessories ... 304
- ducted ... 304
- non-ducted ... 304

Batten lights ... 320

Bedside panels ... 295

Blank inserts & adaptors – Como ... 215

Blanking plugs ... 226

Blank modules – Arteor ... 154

Bolt LED - 24m ... 341

Brackets ... 76, 99, 163, 184, 192, 255

Bridging combs – Viking™3 ... 100

Bunker wall lights ... 321

Bulkhead lights
- Excel ... 208

Bulkhead LED ... 350, 365

Bulkhead
- emergency luminaire ... 350
- commercial lighting ... 365

Busbars ... 12

Buzzers
- Arteor ... 299
- Como ... 216
- Excel ... 198

C

CAB3 (Marking system) ... 105-107

Cable clips ... 258

Cable retainers – Excel Life ... 183

Cable ducting
- Lina 25 ... 94
- Transcab ... 93

Cable marking system
- CAB3 ... 105-107
- Memocab ... 108-109

Camera
- Indoor ... 294
- Outdoor ... 294

Cat 6 Cable
- cable and patch cords ... 379
- patch panels and connectors ... 377-378
- RJ45 Sockets and Keystones ... 380

Cat 6A cable
- cable and patch cords ... 375
- RJ45 Sockets and Keystones ... 375

Ceiling exhaust fans ... 305-306

Ceiling fans
- accessories ... 308-309
- aluminium ... 308
- plywood ... 309
- 316 Stainless Steel ... 308
- 430 Stainless Steel ... 308

Ceiling light ... 320

Changeover switches ... 5

Combined units
- for refrigerated containers ... 83

Commercial lighting
- WP2 LED battens ... 349
- Oyster ... 348
- Bulkhead LED 365 & 360 ... 350

Como
- blank inserts & adaptors ... 215
- combined outlets ... 213
- coverplates ... 217
- dimmers ... 214
- fan controllers ... 211
- installation accessories ... 218
- mechanisms ... 214-216
- mounting brackets ... 217
- phone, TV, data and AV sockets ... 213
- powerpoints ... 213
- shrouds ... 218
- stud brackets ... 218
- support frames ... 217
- switches ... 211-212
- wall boxes ... 217

Compact RCBO's ... 26

Connected
- camera ... 294
- dimmers ... 269, 276, 279, 283
- motion sensor ... 271, 281, 284, 293
- powerpoints ... 277, 283
- shutter/blind ... 270, 277, 284
- switches ... 268, 276, 279, 282, 284
- wireless switches ... 267, 271, 273, 278, 281, 284

Connection accessories
- busbars ... 12
- entry terminal adaptors ... 12
- protection accessories ... 12

Consumer units ... 68-69

Contactors ... 31-32

Cord clamps – Excel Life ... 183

Cordline switches ... 199

Cord-pull ceiling switches – Standard ... 219

Coverplates
- Arteor ... 157-158
- Como ... 217
- Excel ... 210
- Excel Life ... 178, 179
- Linea ... 165-166
- Living Now ... 133
- Soliroc ... 225

Crimping tools Starfix™ ... 103

D

Digital controls
- blanking modules ... 289
- connection modules ... 289
- frames ... 289
- full controls ... 289
- light controls ... 289
- voice control ... 289

Digital timers ... 264

Digital time switches – programmable ... 33

Dimmers
- Arteor ... 138, 142
- Como ... 211-212
- Excel ... 196
- Excel Life ... 167
- Linea ... 161
- Living Now ... 125
- Mechanisms ... 205
- Smart ... 269, 276, 283
- Standard ... 219

Dimmer knobs
- Como ... 214
- Excel Life ... 174
- Excel/Linea ... ???-

DIN-rail equipment
- Compact RCBO's ... 7
- DX³ compact RCBO's ... 7
- DX³ MCB's ... 4
- DX³ Add-on modules ... 5
- Isolating switches ... 5
- TX³ MCB's ... 4
- TX³ RCCB's ... 6

Distribution boards (Defender S)
- accessories ... 76
- chassis ... 76
- earth/neutral bars ... 76
- emergency kit switch ... 76
- IP42 ... 75-76
- IP55 ... 89-91

Distribution cabinets and enclosures
- Load centres ... 69
- Plexo³ ... 68

DLP Trunking ... 95

DLPlus Mini-Trunking ... 92

DND/MUR
- Switches ... 130

Indicators 130
Door bells 300
Door entry systems
Colour video and audio door entry kit 294
Door tags 294
Double adaptors 264
Double powerpoint with dual USB charger
Arteor 136
Excel Life 177
Downlights 319
Duct – ventilation 306
Duct with cover – cable ducting 93
DX³
compact RCBO's 7
isolating switch 5
RCBOs 7

E

E2 Edgelight exit sign 340
E3 Edgelight exit sign 339
Earth stud (node) – Excel Life Medical 193
Economy
LED - 24m 342
LED Battens - IP20 348
LED Oyster - IP44 348
LED Weatherproof Battens 350, 364
Electronic devices
Arteor 135
Como 211
Excel Life 153
Electrozap insect killer 324
Emergency power packs and batteries 339
Emergency stop switches
Arteor 144
Como 216
Excel 198
Emergency testing systems 336
Emergency lighting
AXIOM emergency lighting systems 336
E2 Edgelight exit sign 340
E3 Edgelight exit sign 339
G2 LED slide connect exit sign 341
Large exit sign 343
Securit exit sign 342
Test switch and circuit sensing module 336
Weatherproof exit sign 349
Emergency lighting luminaires
Satellite LED Series 346-347
Twin spotlight 347
WP2 LED battens 349
Oyster 348
Bulkhead LED 360 350
Emergency power packs and batteries 339
Enclosures
Load centre 69
Plexo³ 68
Engraved powerpoints – Excel Life Medical 188
Engraved switch mechanisms 173
Entry terminal adaptors 12
Equipotential boxes – Excel Life Medical 193
Excel
architrave switches 197
automatic lights 198
bulkhead lights 208
buzzers 198
coverplates 210
dimmers 196
emergency stop switches 198
fan controllers 196
grid & plates 208-210
heavy-duty rocker switches 204
hospitality 199
hotel room indicators 130
illuminated signs 198
keycard switches 199
keylock switches 199
keytag switches 199
movement sensor switches 198
no touch switches 198
paint blister 209
phone, TV, data & AV sockets 206-207
powerpoints 200-203
RCD protected switches 197
shaver outlets 207
shutter switches 198
skirting lights 198
switches 195-199
time delay switches 196
USB chargers 206
Excel Life
accessories
blank modules 186
brackets 184
cable retainers 183
cord clamps 183
dimmer knobs 174
fan controller knobs 174
insert modules 177
key fob 178
mechanism retention kit 183
paint cover 183
panel adaptor 183
shrouds 183
common plate series
coverplates 185
grid & plates 185
mounting frame 183
powerpoints 181-182
switches 180
dedicated plate series
coverplates 178-179
fan controllers 168
grid & plates 178
hospitality 178
instant heat controllers 168
keycard switches 178
key fob switches 178
powerpoints 169-170
shaver outlets 178
switches 167-168
USB chargers 169
weatherproof IP66 switches 168
mechanisms
dimmers 174
double pole switches 171
engraved rockers 173
fan controllers 174
indicators 175
keylocks 205
keytags 205
phone, TV, data and AV sockets 177
push-buttons 172, 174
remote controlled dimmers 174
rotary dimmers 174
rotary switches 174
spring return switches 171
surge protection 175
switches 171-174
time-delay push-buttons 175
USB chargers 177
medical
coverplates 192
earth stud (node) 193
engraved powerpoints 188-190
equipotential boxes 193
grid & plates 187
panel adaptors 191
powerpoints 188-190
RCD plates 190-191
coverplates
gas outlet plastic 193
gas outlet stainless steel 194
plastic 192
stainless steel 194
switch mechanisms 187
switches 187
wall boxes 193
secure plate series
coverplates 186
grid & plates 186
powerpoints 186
Exhaust Fans
accessories 306
ducted 305
non-ducted 305-306
Extension leads
accessories 263
heavy-duty 263
heavy-duty lead with inline RCD 263
household duty 262
External grilles – ventilation 306
EV Chargers
accessories 45
Green'up premium (plastic) 43
Green'up premium (metal) 44
mounting equipment 45

F

Fan controllers
Como 211-212
Excel 196
Excel Life 168, 174, 186
Linea 161
Living Now 126
mechanisms 205
Standard 219
Fan controller knobs 205
Fans
bathroom 305-306
ceiling 308-309
Ferrules – Starfix™
with insulating flange 103
refills and accessories 103-104
Fibre cable
OS2 382
OM3 382
OM4 382
Fibre patch cords 383
Flexible conduits 92
Floor boxes 371
Fluorescent battens residential 320
Fluorescent bunker lights residential 321
Fluorescent oyster lights residential 320
Fluorescent T5 lamps 324
Fluorescent T8 lamps 324
Fluorescent wall lights 321
Flush mounting boxes – Soliroc 226
Floodlight 321
Fork type supply busbars 12

G

G2 LED Slide Connect exit sign 341
Garden lights 322
Gas outlet coverplates
plastic 193
stainless steel 194
Gateway
Din-rail 282
Wall-mount 267
Green'up EV chargers 43-45
Grid
Arteor 111, 119
Excel Life 283
Living Now 127
Grid & plates
Architectural 160
Excel 208-210
Excel Life 178, 179
Excel Life Medical 187
Linea 163
Grilles 306
Guest Room Management Systems (GRMS) 295

H

HDMI leads 372
Heavy-duty rocker switches
Excel 204-205
Standard 219
Hospitality
Excel 199
Excel Life 178
Living Now 130
Standard 219
Hypra
angled plugs IP44/IP55 85
angled plugs IP66/IP67 84
appliance inlet IP66/IP67 84
appliance inlet refrigerated container 83
combination switched socket refrigerated

container ... 83
MCB protected outlets IP66/IP67 ... 83
mobile socket refrigerated container ... 83
mobile sockets IP44/IP55 ... 86
mobile sockets IP66/IP67 ... 85
panel mount socket IP44/IP55 ... 86
panel mount socket IP66/IP67 ... 85
RCBO protected outlets IP66/IP67 ... 83
RCD protected outlets IP66/IP67 ... 83
refrigerated container units IP66/IP67 ... 83
straight plug refrigerated container ... 83
straight plugs IP44/IP55 ... 85
straight plugs IP66/IP67 ... 84
surface mount socket IP44/IP45 ... 86
surface mount socket IP66/IP67 ... 86
switched socket outlets IP66/IP67 ... 83

I

Identification products ... 258
Illuminated signs
Arteor ... 299
Como ... 215
Excel ... 198
Indicator mechanisms
Excel Life ... 171-172, 175
Soliroc ... 225
IOT
switches ... 268, 276, 279, 282, 284
dimmers ... 269, 276, 279, 283
powerpoints ... 277, 283
shutter/Blinds ... 270, 277, 284
wireless switches ... 267, 271, 273, 278, 281, 284
motion sensor ... 271, 281, 284, 293
energy monitoring ... 272, 280, 284
cable outlet ... 280
IP65 Enclosures - Plexo³ ... 68
IP switches
Aqua Life ... 223
Excel ... 195, 197
Excel Life ... 168
Indoor
batten lights ... 320
ceiling lights ... 320
downlights ... 319
work lights ... 320
Industrial plastic boxes
IP55 plastic boxes ... 90
IP55 junction boxes ... 91
IP66 plastic boxes ... 90
Industrial luminaires ... 363
Industrial plugs and sockets - Hypra ... 83-88
Inline fans ... 305
Isolating switches
Aqua IP56 ... 224
DIN-rail equipment ... 5
Insert modules – Excel Life ... 183
Inserts for Multi & Esco range – Architectural ... 160
Instant heat controllers – Excel Life ... 168
Insulated and earth connectors ... 258

J

Junction boxes ... 91, 256

K

Keycard switches
Excel ... 199
Excel Life ... 178
Key covers
Living Now ... 124
MyHome ... 292
Keylock switch mechanisms
Excel ... 205
Excel Life ... 205
Living Now ... 130
Mechanisms ... 205
Standard ... 219
UX ... 295
Keyfob switches – Excel Life ... 178
Key switch mechanisms – Soliroc ... 225
Keytag mechanisms
Excel ... 199
mechanisms ... 205
Standard ... 219

L

Large exit sign ... 343
LCS³ Cabling system
LCS³ copper
Cat 6A patch panels and connectors ... 373-374
Cat 6A cable and patch cords ... 375
Cat 6A RJ45 sockets and keystones ... 376
Cat 6 patch panels and connectors ... 377-378
Cat 6 Cable and patch cords ... 379
Cat 6 RJ45 Socket and Keystones ... 380
LCS³ Energy distribution
LCS³ PDUs ... 389-391
LCS³ Fibre
fibre cables ... 382-383
patch panels and drawers ... 384-385
pre-terminated cables and patch cords ... 383
LCS³ Server cabinets
EzRak wall mount cabinet ... 392
SmartRak free-standing cabinet ... 393
LED
bulkhead LED commercial ... 365
downlights ... 319
floodlights ... 321
panel lights ... 320
WP2 battens LED commercial ... 363
wall lights ... 321
Light bulbs ... 323
Light sensitive switches
Aqua ... 147
Aqua Life ... 224
Light tubes ... 324
Light accessories ... 325
Lighting fixtures
bulkhead LED commercial ... 365
bunker lights ... 321
downlights extension plates ... 319
fluorescent battens ... 320
fluorescent bunker lights ... 321
fluorescent oyster lights ... 320
fluorescent wall lights ... 321
halogen downlights ... 319
incandescent floodlights ... 321
LED downlights ... 319
LED floodlights ... 321
LED panel lights ... 320
LED wall lights ... 321
outdoor floodlights ... 321
oyster light commercial ... 362
WP2 LED batten commercial ... 349
Lighting management
motion sensors ... 327-328
remote control ... 319
surface mount boxes ... 367
Linea
accessories ... 163
coverplates ... 165-166
dimmers ... 161
fan controllers ... 161
grid & plates ... 163
mounting brackets ... 163
paint cover ... 163
phone, TV, data & AV sockets ... 162
powerpoints ... 162
push-buttons ... 205
shrouds ... 163
switches – architrave ... 161
switches ... 161
Lina 25 cable ducting ... 72, 94
Living Now
complete Switches ... 123
complete Powerpoints ... 123
switches ... 124
dimmers ... 125
double pole switches ... 126
shutter/blinds switches ... 126
powerpoints ... 127
USB Chargers ... 128
RJ sockets ... 129
TV/AV sockets ... 129
hotel room functions ... 130
LED accessories ... 131
grids ... 127
mounting accessories ... 132
coverplates ... 133
Load centre enclosures ... 69
Low voltage surge protection ... 10

M

Marina enclosures ... 71
Marking system
CAB3 ... 105-107
Memocab ... 108-109
Main switches ... 5, 8
MCBs
DX³ ... 4
plug-in ... 8
TX³ ... 4
RX³ ... 3
MCB protected outlets – Hypra IP66/67 ... 83
Mechanisms
Architectural ... 160
Arteor ... 135, 137-154
Como ... 214-216
Excel Life ... 171-177
Excel Life Medical ... 187
Soliroc ... 225
Excel
cordline switches ... 199
dimmers ... 205
fan controllers ... 205
keytag switches ... 205
phone, TV, data and AV sockets ... 206
switches ... 195-199
mechanisms ... 204-206
Linea
dimmers ... 161
fan controllers ... 161
phone, TV, data and AV sockets ... 162
switches ... 161
Mechanism retention kit – Excel Life ... 183
Memocab marking system ... 108
Micromodule
Switches ... 279
Shutter/blinds ... 280, 284
Mini-Trunking ... 92
Mobile sockets – Hypra ... 85-86
Motion Senors ... 293, 327-328
Mounting accessories
Architectural ... 160
Como ... 217
Excel Life ... 184
Linea ... 163
Living Now ... 132
Movement sensors
IP44 Sensors ... 327-328
IP66 Sensors ... 327-328
Smart motion sensors ... 293
UX ceiling sensor ... 295
Multipanel coverplates – Excel Life ... 185, 192
MyHOME™ automation
actuators ... 286
control mechanisms ... 285, 287, 290-291
energy management ... 288
key covers ... 292

touchplates ... 290
touch screens ... 285, 290
sensors ... 293

N

No touch switches
Como ... 216
Excel ... 198

O

Outdoor
bunker wall lights ... 321
floodlights ... 321
garden lights ... 322
Oyster lights
commercial ... 360

P

Panel adaptors
Excel Life ... 174
Excel Life Medical ... 179
Panel mount sockets – Hypra ... 72, 73
Passage detection ... 366
Patch cords
copper patch cords ... 375
fibre patch cords ... 388
Patch leads ... 372
Patch panels
LCS³ Cat 6 patch panel ... 377-378
LCS³ Cat 6A patch panel ... 373-374
PDUs
basic PDUs ... 389
metered and switched PDUs ... 390
Phone, TV, data and AV sockets
Arteor ... 149-151, 152
Como ... 213, 215
Excel ... 207
Excel Life ... 176-177
Linea ... 162
Living Now ... 128-129
mechanisms ... 206
Standard ... 221
Plastic coverplates – Excel Life Medical ... 187
Plexo³
accessories ... 68
boxes ... 89
IP65 enclosures ... 68
Plug-in MCB's ... 8
Plugs and sockets – Hypra industrial ... 83-88
Plug
bases ... 259
tops ... 259
safety ... 259
Plugboss heavy-duty ... 261
Powerboards
child-safe ... 260
individual switched outlets ... 260
master switch ... 260
Plugboss heavy-duty ... 261
power adaptor ... 261
TV & AV ... 260
USB chargers ... 260
Powercentres ... 261
Powerpoints
Architectural ... 159
Arteor ... 136, 277
Aqua Life ... 223
Como ... 213
Excel ... 200-203
Excel Life ... 169-170, 182, 186,
Excel medical ... 188-190
DIN-rail ... 8
Linea ... 162
Living Now ... 123
Standard ... 220-221
Soliroc ... 224
smart ... 277, 283
Power terminal blocks – Viking™3 ... 96-98
Pre-terminated fibre links ... 383
Prong type supply busbars ... 12
Push-buttons
Arteor ... 137-138, 141, 144
Excel Life ... 172, 174, 175
Linea ... 205
Living Now ... 124
mechanisms ... 205
Soliroc ... 225

Q

R

RCD protected outlets – Hypra IP66/67 ... 83
Refrigerated container units – Hypra IP66/67 ... 83
RCD plates – Excel Life Medical ... 190
RCBOs
DX³ RCBOs (4 pole) ... 7
DX³ RCBOs (Single pole) ... 7
Rotary dimmers
Arteor ... 138, 142
Como ... 212
Excel ... 196
Excel Life ... 174
Linea ... 161
mechanisms ... 205
Standard ... 219
RJ45 connectors
LCS³ Cat 6 connector ... 378
LCS³ Cat 6A connector ... 374
Living Now ... 129
RX³ ... 3

S

Safety plugs ... 259
Satellite LED series ... 345-347
Scenario controllers ... 290, 295
Securit exit sign ... 342
Sensors ... 293, 328, 366
Server Rack
SmartRak free-standing rack ... 392
EzRak wall mount cabinet ... 393
Shaver outlets and sockets
Architectural ... 159
Arteor ... 298
Excel ... 202, 207
Excel Life ... 178
Standard ... 220
Shrouds
accessories ... 256
Como ... 218
Excel Life ... 178
Linea ... 163
Shutter/Blinds controllers
Arteor ... 145
Excel ... 198
Living Now ... 126
smart ... 270
Siren ... 294
Skirting lights
Arteor ... 144
Como ... 215
Excel ... 198
Excel Life ... 191
Smart
dimmers ... 269, 276, 279, 283
energy monitoring ... 272, 280, 284
motion sensor ... 271, 281, 284, 293
powerpoints ... 277, 283
shutter/Blinds ... 270, 271, 277, 284
switches ... 268, 276, 279, 282, 284
wireless switches ... 267, 271, 273, 278, 281, 284
Smart electrical panel
CX³ ... 40
EMDX³ with Netatmo ... 40
Smoke alarms ... 328
SPDs (DIN rail surge protection) ... 10-11
Soliroc
coverplates ... 225
flush mounting boxes ... 226
mechanisms ... 225
powerpoints ... 224
switches ... 224-225
Standard
coverplates ... 222
dimmers ... 219
fan controllers ... 219
hospitality ... 219
keylock switches ... 219-220
keytag switches ... 219
phone, TV, data and AV sockets ... 221
powerpoints ... 220-221
relay switches ... 219
switches ... 219
Starfix™ crimping tools and ferrules ... 103
Starter kit
Arteor ... 275
Excel Life ... 282
Living Now ... 267
Straight plugs – Hypra ... 84
Supply busbars ... 12
Surface mount socket – Hypra ... 86
Surge protection ... 175
Suspension rod kits ... 340-342
Switches
Architectural ... 159
Arteor ... 135, 137, 139-140
Aqua Life ... 223
Como ... 211-212
Excel ... 195-199
Excel Life ... 167-168, 171-174, 180, 187
Excel Life Medical ... 187
Linea ... 161
Living Now ... 123
mechanisms ... 204-206
smart ... 268, 282
Soliroc ... 224-225
Standard ... 219

T

Terminal blocks ... 9, 96-102
Time switches – programmable (DIN-rail mounting)
analogue time switches ... 33-34
astronomical ... 36
digital time switches ... 35-36, 39
digital multifunction ... 36
Time delay switches
Arteor ... 144
Bluetooth time switches ... 39
Como ... 215
Excel ... 196
Excel Life ... 175, 186
Standard ... 219
Soliroc ... 225
Timers
analogue timers ... 264
digital timers ... 264
Thermostat
Arteor ... 145
Living Now ... 126, 289
Myhome ... 293
UX for hotels ... 295
Transcab cable ducting ... 93
Travel adaptors ... 264

Trunking.....95
TX³
RCCB's.....6
MCB's.....4

U

USB chargers
Arteor 136, 146
Excel / Linea.....202, 206
Excel Life.....169, 177, 181
Living Now 128

V

Ventilation
bathroom heaters
accessories.....304
ducted.....304
non-ducted 304
ceiling fans
accessories.....308, 309
aluminium.....308
plywood 309
316 stainless steel 308
430 stainless steel 308
Video and audio door entry kits 294
Viking™3
screw connection.....96-97
accessories.....99-101
Voltage surge protectors (DIN-rail mounting) 10
replacement plug-in modules 10

W

Wall boxes.....122, 184, 193, 217, 255
Wall exhaust fans 305-306
Wall kits – ventilation 306
Weather Station 294
Weatherproof exit sign 344
Weatherproof IP56 switches – Aqua 223
Weatherproof IP66 switches – Excel Life.....168, 180
Weatherproof LED battens.....349-350
Window tags.....294
Wireless
switches/dimmers 271
master ON/OFF 267
shutter/blind.....271
wake-up/sleep.....273
4 scenarios.....273
Peeble remote control 281

X

Y

Z

Conditions of sale

In accordance with its policy of continuous improvement the Company reserves the right to change specifications and designs without notice. All illustrations descriptions dimensions and weights in this catalogue are for guidance and cannot be held binding on the Company.
Prices are effective as of 4th March 2019 and are subject to change without notice.

NOTES

Follow Us

facebook.com/LegrandAustralia
linkedin.com/company/legrandaus
instagram.com/hpmlegrand

Legrand Australia
Building 4, Nexus Industry Park
43-47 Lyn Pde, Prestons NSW 2170
Tel: 1300 369 777
www.legrand.com.au

Customer service enquiries
1300 369 777